

A close-up photograph of a person's hands operating a blue and silver power tool, likely a router or planer, on a wooden surface. The person is wearing a grey long-sleeved shirt. The background shows a construction site with wooden beams and pipes.

schepach

Germany

TOOLS

CATALOGUE

2024

WOODWORKING MACHINES

Plunge Saws	4 – 9
Cross-cut mitre saw	10 – 11
Sliding cross-cut mitre saw	12 – 25
Base frame	26 – 27
Table top cross-cut mitre saw	28 – 29
Circular table saws	30 – 47
Scroll saws	48 – 61
Band saws	62 – 77
Wall chaser	78 – 79
Paint remover	80 – 81
Table router	82 – 83
Planers / Thicknessers	84 – 95
Dust extraction systems	96 – 103
Air filter	104 – 105
Wood lathes	106 – 111

SHARPENING SYSTEMS

Wet grinding systems	112 – 125
Bench grinders	126 – 137
Combination grinding machine	138 – 139
Belt and disc sanders	140 – 149
Oscillating edge-, belt- and spindle sanders	150 – 155
Universal sanding and grinding tools	156 – 161
Drill bit sharpener	162 – 163
Saw blade sharpening machine	164 – 165
Wall and ceiling sander	166 – 171

FIREWOOD

Log splitter	172 – 179
Metre log splitter	180 – 189
Kindling splitter	190 – 191
Rocking log saws	192 – 203

METALWORKING MACHINES

Bench drills	204 – 211
Pillar drills	212 – 215
Cut off saw	216 – 217
Metal band saw	218 – 219


LIFTING TECHNOLOGY

Chain hoist	220 – 221
Electric cable hoist	222 – 223



4 – 111

WOODWORKING MACHINES



112 – 171

SHARPENING SYSTEMS



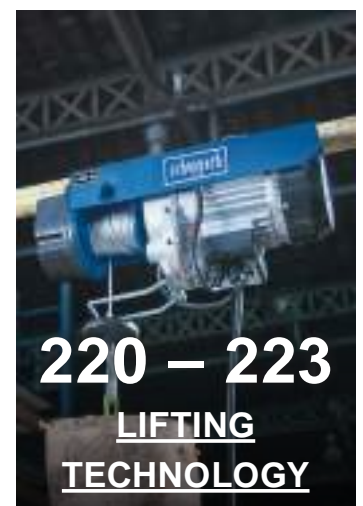
172 – 203

FIREWOOD



204 – 219

METALWORKING MACHINES



220 – 223

LIFTING TECHNOLOGY



224 – 309

CONSTRUCTION MACHINES




310 – 349

COMPRESSED AIR TECHNOLOGY




378 – 413

CLEANING TECHNOLOGY



350 – 377

WORKSHOP



414 – 421

PUMPS

CONSTRUCTION MACHINES

Stone and tile cutters	224 – 231
Stone cutter	232 – 233
Hammer drill	234 – 237
Demolition hammer	238 – 245
Concrete mixer	246 – 251
Compulsory mixer	252 – 253
Plate compactor	254 – 269
Tamper	270 – 271
Earth auger	272 – 273
Battery powered wheelbarrow	274 – 275
Dumper	276 – 281
Paint and mortar stirrer	282 – 287
Paint spray system	288 – 291
Generators	292 – 307
Building dryer	308 – 309

COMPRESSED AIR TECHNOLOGY

Portable compressors	310 – 313
Compressors	314 – 347
Compressed air universal tool	348 – 349

WORKSHOP

Welding machines	350 – 353
Plasma cutter	354 – 355
Pallet truck	356 – 357
Mobile workshop	358 – 377

CLEANING TECHNOLOGY

Sweeper	378 – 379
High-pressure cleaners	380 – 397
Wet / dry vacuum cleaners	398 – 411
Ash vacuum cleaner	412 – 413

PUMPS


Pond pressure filter set	414 – 417
Pool sand filter system	418 – 421

3IN1

- ✓ Plunge saw
- ✓ Hand held circular saw
- ✓ Panel sizing saw

**6" PROFESSIONAL PLUNGE SAW SET**

- High-performance 1200 W motor
- Guide rail allows parallel penetration of the saw blade and uniform guidance of the saw
- Saw blade with 24 teeth guarantees a very clean cross section with minimal breakout for laminate
- Saw blade enclosed by guard ensures efficient extraction of sawdust
- A cutting depth of 55 mm allows cutting and adjustment of most door thicknesses
- Suitable for different materials such as solid wood, work tops, MDF and double coated boards, laminate etc.
- The PL55 delivers the best cutting results – in the workshop or on the construction site
- Perfect shadow gaps of 16 mm
- Includes 2 x 700 mm guide rails, rail connector and tilt protection

**LOGISTICAL DATA**

Weight net / gross	7.4 / 8.2 kg
Packaging dimensions	710 x 260 x 270 mm
Article number	5901802915
Barcode	4046664025665
20 Container	900 pcs
40 Container	1880 pcs
40 HQ Container	2090 pcs

SPECIFICATIONS

Dimensions L x W x H	340 x 260 x 235 mm
Blade Ø	160 mm
Arbor Ø	20 mm
Blade speed	5500 rpm
Max. cut 90°	55 mm
Max. cut 45°	41 mm
Bevel capacity	0 – 45°
Close to wall cut	16 mm
Dust collection Ø inner / outer	35 / 38 mm
Motor	230 – 240 V~
Input	1200 W



EXAMPLES OF USE

Wooden boards



Planks



Laminate / panelling



PRODUCT DETAILS

Cutting depth 90°



Cutting depth 45°



Kompact design



Lightweight



Saw blade

160 mm x 20 mm x 2,4 mm



Idle speed 5500 rpm



PL55



Conventional hand-held circular saws




The advantage compared with conventional hand-held circular saws is the plunge function. Using this function, specific demands that require plunging the saw blade into the material can be implemented without problems.

Shadow gaps up to 16 mm can be created quickly and safely using the PL55, even in veneered wood, thanks to the splinter guard.



Thanks to stepless adjustment, cuts from 0° to 45° are possible. Tilt protection securely keeps the PL55 on the rail at any angle.



The cutting depth of 55 mm covers a wide range of uses.



This plunge saw is ideal for cut-outs in kitchen work tops and allows precise work without splintering.



Even solid planks can be effortlessly trimmed with the PL55.




8" PROFESSIONAL PLUNGE SAW SET


- Powerful, thanks to 1600 W motor
- Guide rail allows parallel penetration of the saw blade and uniform guidance of the saw
- Saw blade with 24 teeth guarantees a very clean cross section with minimal breakout for laminate
- Efficient extraction of sawdust, thanks to saw blade enclosed by guard
- A cutting depth of 75 mm makes cutting and adjustment of most door thicknesses easier
- Suitable for different materials such as solid wood, work tops, MDF panels coated on both sides, laminate etc.
- The best cutting results even without guide rail
- Perfect shadow gaps of 16 mm
- Precise cuts in worktops, solid wood, laminate and plastic
- Handling and weight distribution recommended by tradesmen
- Includes 1400 mm guide rail, rail connector and tilt protection

3IN1

- ✓ Plunge saw
- ✓ Hand held circular saw
- ✓ Panel sizing saw



INCLUDED



LOGISTICAL DATA	
Weight net / gross	6.9 / 7.6 kg
Packaging dimensions	430 x 240 x 315 mm
Article number	5901804901-901
Barcode	4046664042396
20 Container	810 pcs (670 pcs with 1400 mm rail)
40 Container	1680 pcs (1350 pcs with 1400 mm rail)
40 HQ Container	1920 pcs (1540 pcs with 1400 mm rail)

SPECIFICATIONS	
Dimensions L x W x H	420 x 300 x 235 mm
Blade Ø	210 mm
Arbor Ø	30 mm
Blade speed	4500 rpm
Max. cut 90°	75 mm
Max. cut 45°	55 mm
Bevel capacity	0 – 45°
Distance-to-wall cut	16 mm
Dust collection Ø inner / outer	35 / 38 mm
Motor	230 – 240 V~
Input	1600 W



EXAMPLES OF USE

Wooden boards



Planks



Laminate / panelling



PRODUCT DETAILS

Cutting depth 90°



Cutting depth 45°



Kompact design



Lightweight



Saw blade

210 mm x 30 mm x 2,4 mm



Idle speed 4500 rpm



The integrated splinter guard ensures edges without splintering.



With its cutting depth of 75 mm, the PL75 ensures the same precise result as many circular table saws.



This plunge saw is ideal for cut-outs in kitchen work tops and allows precise work without splintering.


PL75

Conventional hand-held circular saws



The advantage compared with conventional hand-held circular saws is the plunge function. Using this function, specific demands that require plunging the saw blade into the material can be implemented without problems.

Thanks to stepless adjustment, cuts from 0° to 45° are possible. Tilt protection securely keeps the PL75 on the rail at any angle.



Shadow gaps up to 16 mm can be created quickly and safely using the PL75, even in veneered wood, thanks to the splinter guard.



PL75 / PL55

	Description	Article number	Barcode
1 Accessory package	2 x clamping devices 1 x guide track connector 1 x limit stop	3901802702	4046664013990
2 Guide rail	1400 mm	4901802701	4014915075158




2



PL75 / PL55

	Description	Article number	Barcode
3 Saw blades Hard & Softwood, Laminate, Plastic	PL75: Ø 210 x 30 mm / 36 T Ø 210 x 30 mm / 72 T	7901800601 7901800602	4046664035725 4046664035732
	PL55: Ø 160 x 20 x 2.4 mm / 24 T Ø 160 x 20 x 2.2 mm / 48 T	3901802704 3901802705	4046664014256 4046664014263
4 Anti tip		3901802703	4046664014652





4



210 MM CROSS-CUT MITRE SAW

- Precise sliding cross-cut mitre saw for reliable cutting of skirting, timber joists or laminate or for angular cuts
- **High-performance 1500 W motor** for versatile use
- **Carbide saw blade**, 210 x 30 x 2.6 mm / 48 teeth
- Cutting width at 90° up to max. 120 mm / at 45° up to max. 80 mm
- Cutting height at 90° max. 60 mm / at 45° up to max. 35 mm
- **Saw blade fully enclosed by guard** for maximum work safety
- **Work piece supports on both sides** allow processing of long work pieces
- **Integrated laser** ensures precise cuts
- Saw head can be angled to the left up to 45°
- Work piece clamp secures timber during the sawing process
- Rotary disc can be angled to 45°

Work piece supports on both sides allow processing of long work pieces.



LOGISTICAL DATA

Weight net / gross	6,5 / 7,8 kg
Packaging dimensions	490 x 330 x 340 mm
Article number	5901226901
Barcode	4046664231134
20 Container	497 pcs
40 Container	1036 pcs
40 HQ Container	1184 pcs

SPECIFICATIONS

Dimensions L x W x H	405 x 435 x 300 mm
Blade Ø	210 mm
Motor speed	4900 min ⁻¹
Bevel type	1 x 45°
Mitre capacity	45° left to -45° right
Cross cut at 90°	120 x 60 mm
Mitre cut at 45°	80 x 35 mm
Mitre slots	45-30-22,5-15-0-15-22,5-30-45°
Motor	220 – 240 V~
Engine power	1500 W

EXAMPLES OF USE

SUITABLE FOR



Skirting



Laminate/panelling



Timber joists



Wooden planks



Angular cuts



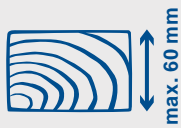
PRODUCT DETAILS

Cutting width



max. 120 mm

Cutting height



max. 60 mm

Saw blade 210 mm
48 teeth



Robust



1500 W



4900 min⁻¹



Laser



Compact design



Schepach HM216

Entry Level 1,6

Heimwerker
Praxis 1/24

Price/performance: good - very good



Can be operated with either hand

2000 W motor

Saw blade diameter 216 mm

Laser

Aluminium extension

65 mm

340 mm

INCLUDED



SPECIFICATIONS

Dimensions L x W x H	735 x 593 x 505 mm
Blade Ø	216 mm
Motor speed	4700 rpm
Turntable Ø	254 mm
Bevel type	1 x 45° left
Mitre capacity	-45° bis +45°
Cross cut at 90°	340 x 65 mm
Mitre cut at 45°	240 x 65 mm
Bevel cut at 45°	340 x 38 mm
Compound cut at 45°	240 x 38 mm
Motor	220 - 240 V~
Engine power	2000 W

LOGISTICAL DATA

Weight net / gross	12 / 14.6 kg
Packaging dimensions	790 x 460 x 355 mm
Article number	5901215903
Barcode	4046664072560
20 Container	210 pcs
40 Container	450 pcs
40 HQ Container	524 pcs

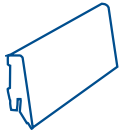
8" SLIDING CROSS-CUT MITRE SAW
INCLUDING 2nd SAW BLADE

- Lightweight die-cast aluminium design for easy transport
- Powerful 2000 W motor provides various cutting applications
- Compact bench top design fits conveniently in small shop environments
- The 24 tooth carbide tipped blade stays sharp and makes clean cuts
- Built-in laser provides high visibility for precision cutting
- Cross cutting width up to 340 mm
- Fully enclosed blade guard for operator safety
- Includes 24T and 48T blade



EXAMPLES OF USE SUITABLE FOR

Skirting



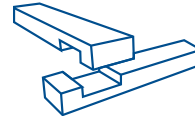
Laminate/
panelling



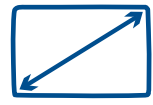
Timber joists




Paving



Angular cuts



The work piece clamp ensures maximum safety during sawing.



Angles can be adjusted easily using the specified lock-in positions on the rotary disc.



PRODUCT-DETAILS

Cutting width



max. 340 mm

Cutting height



max. 65 mm

Saw blade 216 mm
24 teeth / 48 teeth



Robust



2000 W



220 – 240 V~ / 50 Hz



Laser



Kompact design



The saw blade is fully enclosed by a guard for maximum work safety.





SPECIFICATIONS

Dimensions L x W x H	770 x 595 x 590 mm
Blade Ø	255 mm
Motor speed	4500 rpm
Turn table Ø	248 mm
Bevel type	1 x 45° left
Mitre capacity	-45° till +45°
Cross cut at 90°	340 x 90 mm
Mitre cut at 45°	240 x 90 mm
Bevel cut at 45°	340 x 45 mm
Compound cut at 45°	240 x 45 mm
Motor	220 – 240 V~ / 50 Hz
Engine power	2000 W

LOGISTICAL DATA

Weight net / gross	14.3 / 17.5 kg
Packaging dimensions	815 x 480 x 405 mm
Article number	5901216901
Barcode	4046664069935
20 Container	155 pcs
40 Container	330 pcs
40 HQ Container	408 pcs



INCLUDED

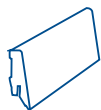
10" SLIDING CROSS-CUT MITRE SAW INCLUDING 2nd SAW BLADE

- Lightweight die cast aluminium design for easy transport
- Powerful 2000 W motor provides various cutting applications
- Compact bench top design fits conveniently in small shop environments
- The 60 teeth carbide tipped blade stays sharp and makes clean cuts
- Built-in laser provides high visibility for precision cutting
- Big cross cutting width up to 340 mm
- Fully enclosed blade guard for operator safety
- Inclusive 48T and 60T blade
- Equipped with a softstart to enable a smooth start



EXAMPLES OF USE SUITABLE FOR

Skirting



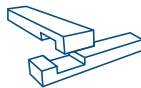
Laminate/
panelling



Timber joists



Paving



Angular cuts



Compact design,
therefore very mobile
and highly versatile

Suitable for left-handers
and right-handers

Work piece clamp

The saw blade is fully enclosed by
a guard for maximum work safety.

Wide cutting capacity of up to 340 mm,
thanks to traction function.

PRODUCT DETAILS

Cutting width



Cutting height



Saw blade 255 mm
48 teeth / 60 teeth



Robust



2000 W



220 – 240 V~ / 50 Hz



Laser




Compact design



Rotary disc can be adjusted from +45° to -45°



Saw head can be tilted to the left from 0 to 45°



INCLUDED

8" SLIDING CROSS-CUT MITRE SAW INCLUDING 2ND SAW BLADE

- Stable and lightweight mitre saw with double column guide
- **Powerful 2000 W motor**
- Durable die-cast aluminium frame
- **Built-in laser** provides high visibility for precision cutting
- A large cutting width range up to 340 mm and a cutting height of 65 mm at 90°
- Fully enclosed saw blade guard for maximum work safety
- Includes a dustbag for a dust-free work area
- **Carbide saw blade with 24 teeth**, ideal for longitudinal cutting of soft wood (pre-assembled)
- **Plus carbide saw blade with 48 teeth** for precise and clean longitudinal and primarily transverse cutting of solid wood
- **Including two laterally adjustable workpiece supports** made of aluminium to enlarge the support surface

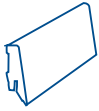
SPECIFICATIONS	
Dimensions L x W x H	approx. 735 x 705 x 500 mm
Saw blade Ø	210 mm / 24 teeth
Motor speed	4800 rpm
Tilt angle	from 0° to 45°
Mitre angle	from -45° to +45°
Cutting width/height: 90° / 90°	340 x 65 mm
Cutting width/height: 90° / 45°	240 x 65 mm
Cutting width/height: 45° / 90°	340 x 38 mm
Cutting width/height: 45° / 45°	240 x 38 mm
Engine power	2000 W

LOGISTICAL DATA	
Weight net / gross	12.15 / 14.5 kg
Packaging dimensions	790 x 460 x 355 mm
Article number	5901221901
EAN	4046664127420
20 Container	228 pcs
40 Container	468 pcs
40 HQ container	546 pcs



EXAMPLES OF USE SUITABLE FOR

Skirting



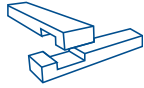
Laminate/
panelling



Timber joists



Paving



Angular cuts



Compact design,
therefore very mobile
and highly versatile

Fully enclosed
saw blade guard
for maximum
work safety

Work piece clamp

Includes dust collector

Extendable supports
on right and left side
for long work pieces.



The rear support can also be
extended; the support stand
ensures particularly secure
positioning, especially when
carrying out angled cuts.



The parallel guides allow precise
cross cuts up to 340 mm.

PRODUCT DETAILS

Cutting width



max. 340 mm

Cutting height



max. 65 mm

Saw blade Ø 210 x 30 mm
24 teeth / 48 teeth



Robust



2000 W



220 – 240 V~ / 50 Hz



Laser




Kompact design





INCLUDED



10" SLIDING CROSS-CUT MITRE SAW INCLUDING 2ND SAW BLADE

- Stable Sliding cross-cut mitre saw with double column guide
- Powerful 2200 watt engine
- Durable die-cast aluminium frame
- Carbide saw blade with 48 teeth for precise and clean longitudinal and primarily transverse cutting of solid wood, plus a second carbide saw blade with 60 teeth
- Built-in laser provides high visibility for precision cutting
- A large cutting width range up to 340 mm and a cutting height of 90 mm at 90°
- Aluminium workpiece supports which can be adjusted on both sides to enlarge the support surface
- Dust bag for a clean working area

SPECIFICATIONS

Dimensions L x W x H	approx. 770 x 705 x 560 mm
Saw blade Ø	254 mm / 48 teeth
Motor speed	4800 rpm
Tilt angle	from 0° to 45°
Mitre angle	from -45° to +45°
Cutting width/height: 90° / 90°	340 x 90 mm
Cutting width/height: 90° / 45°	240 x 90 mm
Cutting width/height: 45° / 90°	340 x 46 mm
Cutting width/height: 45° / 45°	240 x 46 mm
Engine power	2200 W

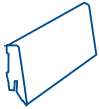
LOGISTICAL DATA

Weight net / gross	14.4 / 16.4 kg
Packaging dimensions	765 x 460 x 400 mm
Article number	5901222901
Barcode	4046664134282
20 container	180 pcs
40 container	390 pcs
40 HQ container	462 pcs



EXAMPLES OF USE SUITABLE FOR

Skirting



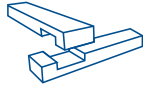
Laminate/
panelling




Timber joists



Paving



Angular cuts



Includes dust collector

Fully enclosed
saw blade guard
for maximum
work safety

Compact design,
therefore very mobile
and highly versatile

Work piece clamp

PRODUCT DETAILS

Cutting width



Cutting height



Saw blade \varnothing 254 x 30 mm
48 teeth / 60 teeth



Robust



2200 W

220 – 240 V~ / 50 Hz



Laser



Compact design



Extendable supports
on right and left side
for long work pieces



The rear support can also be
extended; the support stand
ensures particularly secure
positioning, especially when
carrying out angled cuts.

Rotary disc can be adjusted
from +45° to -45°



Saw head can be tilted
to the left from 0 to 45°



12" SLIDING CROSS-CUT MITRE SAW INCLUDING 2ND SAWBLADE

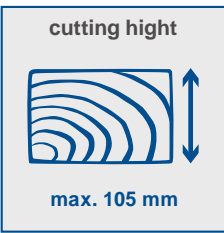
- Saw head can be angled to either side for professional results
- Work table can be adjusted from -45° to +45°
- Parallel guides with robust linear ball bearings for consistently precise cutting results
- High stop rail on the base frame
- Sturdy yet lightweight aluminium pressure die-cast construction
- Easy transport, thanks to low weight (20.5 kg)
- Built-in laser for precise cutting along the indicated cutting edge
- 305 mm carbide saw blade for consistent and precise cutting results
- High cutting capacity of 330 mm width and 105 mm height
- Saw blade fully enclosed by guard for maximum work safety
- Includes carbide saw blade with 24 teeth and 48 teeth



Saw blade fully enclosed by guard for maximum work safety

Can be angled to either side

Saw blade diameter 305 mm, 24 teeth



2000 W motor

Includes dust collector

Dual horizontal steel rails with linear ball bearings (standard)

LED and Laser

105 mm

330 mm

Work piece clamp

INCLUDED



LOGISTICAL DATA

Weight net / gross	20.5 / 25.3 kg
Packaging dimensions	925 x 550 x 525 mm
Article number	5901218901
Barcode	4046664072843
20 Container	104 pcs
40 Container	236 pcs
40 HQ Container	284 pcs

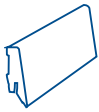
SPECIFICATIONS

Dimensions L x W x H	865 x 535 x 520 mm
Blade Ø	305 mm
Motor speed	3800 rpm
Bevel type	2 x 45°
Mitre capacity	45° left / -45° right
Cross cut at 90° / 90°	330 x 105 mm
Mitre cut at 90° / 45°	330 x 35 mm (right) 330 x 60 mm (left)
Bevel cut at 45° / 90°	330 x 60 mm
Compound cut at 45° / 45°	230 x 35 mm (right) 230 x 60 mm (left)
Mitre slots	45-31,6-22,5-0-22,5-31,6-45°
Motor	220 – 240 V~ / 50 Hz
Input	2000 W



EXAMPLES OF USE SUITABLE FOR

Skirting



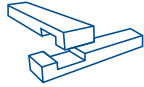
Laminate/
panelling



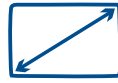
Timber joists



Paving




Angular cuts



Work table can be adjusted from -45° to +45°

HM140L



Traditional
manufacturers



Mitre angles can be set left and right via freely selectable angles and locking points from -45° to +45°.



Adjustable mitre angle

ideal for particularly exact angle cuts



Ideal for mobile use, thanks to compact design and practical carrying handle.



Exceptional cutting height of 105 mm.

PRODUCT DETAILS

Cutting width



max. 330 mm

Cutting height



max. 105 mm

Blade Ø 305 x 30 mm
24 teeth / 48 teeth



Robust



2000 W



220 – 240 V~ / 50 Hz



Laser and LED



Kompact design



SOFT
START

Sliding pullout function

2000 W engine
with soft startSaw blade
diameter 305 mm

180 mm

Aluminium
extension

INCLUDED



305 MM SLIDING CROSS-CUT MITRE SAW WITH SLIDING PULLOUT FUNCTION

- High-performance 2000 Watt motor with soft start function
- Saw head can be angled 48° to either side for professional results
- Work table can be adjusted from -50° to +50°
- Sliding pullout function with parallel guides requires no space behind the unit
- Built-in laser for precise cutting along the indicated cutting edge
- 305 mm carbide saw blade for consistent and precise cutting results
- High cutting capacity of 340 mm width and 105 mm height
- Thanks to the special cutting height extension, a height of 180 mm at a maximum width of 20 mm can be sawn – ideal for skirting or tongue-and-groove boards
- Saw blade fully enclosed by guard for maximum work safety
- Includes carbide saw blade with 48 teeth

SPECIFICATIONS

Dimensions L x W x H	588 x 842 x 746 mm
Blade Ø	305 mm
Motor speed	5000 rpm
Bevel type	2 x 48°
Mitre capacity	-50° left till +50° right
Cross cut at 90° / 90°	340 x 105 mm
Mitre cut at 90° / 45°	340 x 35 mm (r.) 340 x 60 mm (l.)
Bevel cut at 45° / 90°	240 x 105 mm
Compound cut at 45° / 45°	240 x 60 mm (r.) 240 x 60 mm (l.)
Mitre slots	45-31.6-22.5-0-22.5-31.6-45°
Motor	220 – 240 V~ / 50 Hz
Engine power	2000 W

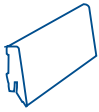
LOGISTICAL DATA

Weight net / gross	20.9 / 24.6 kg
Packaging dimensions	750 x 585 x 390 mm
Article number	5901223901
Barcode	4046664161035
20 Container	162 pcs
40 Container	360 pcs
40 HQ Container	360 pcs



EXAMPLES OF USE SUITABLE FOR

Skirting



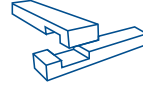
Laminate/
panelling



Timber joists



Paving



Angular cuts



SPECIAL FEATURES



Sliding pullout function with parallel guides requires **no space behind** the unit.



180 mm height, thanks to special cutting height extension.



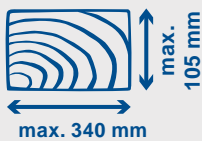
Saw head can be angled to **48° on either side**.



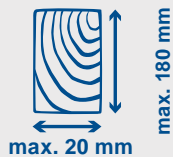
Work table can be adjusted from **-50° to +50°**.

PRODUCT DETAILS

Cutting width/height



Special cutting height



Blade \varnothing 305 x 30 mm
48 teeth



Soft start



2000 W




220 – 240 V~ / 50 Hz



Laser



Compact design




Work piece clamp with quick-release lock.



Extendable work piece supports so that long work pieces can also be processed securely.

HM216

	Description	Article number	Barcode
1 Saw blade Hard & Softwood, Laminate	Ø 216 x 30 x 2.8 mm / 24 T	7901101602	4046664072737
2 Saw blade Hard & Softwood, Laminate	Ø 216 x 30 x 2.8 mm / 40 T	7901200701	4014915088806
3 Saw blade Hard & Softwood, Laminate	Ø 216 x 30 x 2.8 mm / 48 T	7901200705	4046664031642



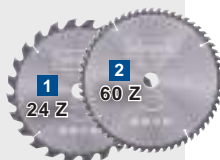
HM254

	Description	Article number	Barcode
1 Saw blade Hard & Softwood, Laminate	Ø 216 x 30 x 2.8 mm / 48 T	7901200702	401495088813
2 Saw blade Hard & Softwood, Laminate	Ø 216 x 30 x 2.8 mm / 60 T	7901200707	4046664037552




HM140L

	Description	Article number	Barcode
1 Saw blade Hard & Softwood, Laminate	Ø 305 x 30 x 3.0 mm / 24 T	7901201705	4046664031642
2 Saw blade Hard & Softwood, Laminate	Ø 305 x 30 x 3.0 mm / 60 T	7901200707	4046664037552



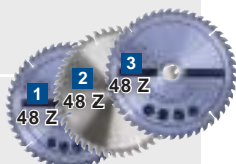
HM90MP

	Description	Article number	Barcode
1 Multifunction saw blade Hard & Softwood, Laminate, Non-Ferrous, Plastic	Ø 216 x 30 x 2.8 mm / 40 T	7901200701	4014915088806
2 Multifunction saw blade Hard & Softwood, Laminate, Non- Ferrous, Plastic, Steel	Ø 216 x 30 x 1.8 mm / 40 T	7901200703	4014915089131



HM110MP

	Description	Article number	Barcode
1 Multifunction saw blade Hard & Softwood, Laminate, Non-Ferrous, Plastic	Ø 255 x 30 x 2.8 mm / 48 T	7901200702	4014915088813
2 Multifunction saw blade Hard & Softwood, Laminate, Non- Ferrous, Plastic, Steel	Ø 255 x 30 x 2.2 mm / 48 T	7901200704	4014915089568
3 Saw blade Hard & Softwood, Laminate	Ø 255 x 30 x 2.8 mm / 48 T	7901200706	4014915091325



3 SAW BLADE SET

TCT saw blades

Suitable for PL75 & HM80L



Description

Ø 210 x 30 / 25.4 x 2.2 mm / 24 T
 Ø 210 x 30 / 25.4 x 2.2 mm / 48 T
 Ø 210 x 30 / 25.4 x 2.2 mm / 60 T

Article number


7901200715

Barcode

4046664041405



Ideal for cutting compounds woods, melamine or laminate. Intensive use on all wood. Universal blade for trimming and cutting of hardwoods



Standard Works and finishing wood, chipboard, laminate and PVC



Special for aluminium and non-ferrous metals cutting. Thin wood slicing



2 SAW BLADE SET

TCT saw blades

Suitable for HM110MP & HM254



Description


Ø 254 x 30 / 25.4 x 2.8 mm / 48 T
 Ø 254 x 30 / 25.4 x 2.8 mm / 60 T

Article number

7901200714

Barcode


4046664041399



Standard Works and finishing wood, chipboard, laminate and PVC



Special for aluminium and non-ferrous metals cutting. Thin wood slicing



2 SAW BLADE SET

TCT saw blades



Description


Ø 315 x 30 / 25.4 x 2.8 mm / 24 T
 Ø 315 x 30 / 25.4 x 2.8 mm / 48 T

Article number

7901200716

Barcode


4046664042402



Standard Works and finishing wood, chipboard, laminate and PVC



Special for aluminium and non-ferrous metals cutting. Thin wood slicing.



MULTIFUNCTION SAW BLADES

Saw blade set (2-piece)

Description

Ø 216 x 30 x 2.8 / 1.8 mm / 40 T

Article number

7901201706

Barcode

4046664120582

Saw blade set (3-piece)

Ø 255 x 30 x 2.8 / 2.2 mm / 48 T

7901200721

4014915227922



80,5 – 91,5 cm



93,5 – 194,5 cm



UMF1550

UNIVERSAL BASE FRAME

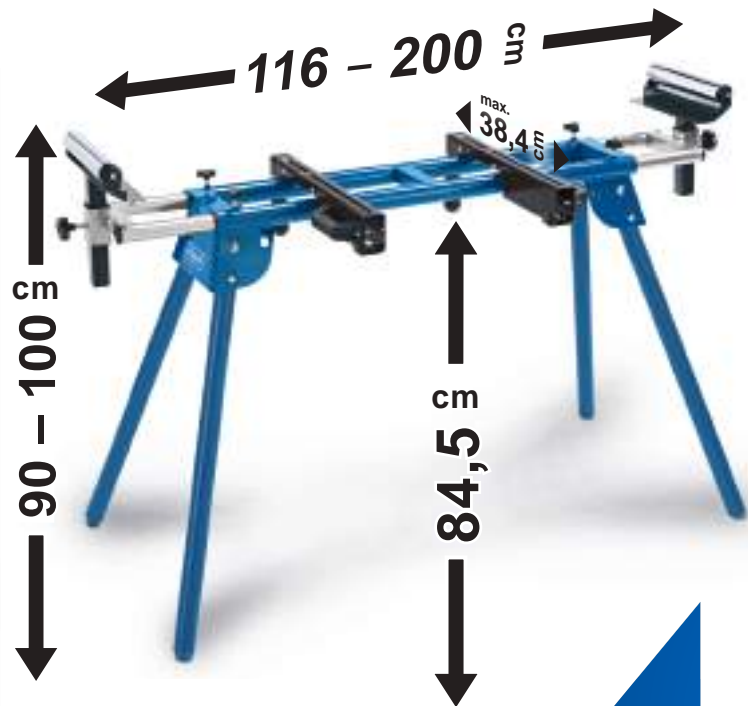

- Working at an ergonomic height
- Robust yet compact lightweight design for easy transport and storage
- Stable device mounting that can be used universally for almost all makes
- Device mounting easy to secure for safe and ergonomic work
- Sturdy lateral extension for sawing long work pieces from 0.93 – 1.94 m (UMF1550)
- Sturdy lateral extension for sawing long work pieces from 1.0 – 1.65 m (UMF1600)
- Sturdy lateral extension for sawing long work pieces from 1.16 – 2.0 m (UMF2000)

SPECIFICATIONS

Dimensions L x W x H	935 – 1945 x 545 x 805 – 915 mm
Stand height	763 mm
Extension	935 – 1945 mm
Max. load capacity	150 kg

LOGISTICAL DATA

Weight net / gross	9.8 / 10.8 kg
Packaging dimensions	910 x 250 x 150 mm
Article number	5907107900
Barcode	4046664040521
20 Container	880 pcs
40 Container	1810 pcs
40 HQ Container	2070 pcs



SPECIFICATIONS

Dimensions L x W x H	1000 - 1650 x 580 x 810 - 910 mm
Stand height	740 mm
Extension	1000 - 1650 mm
Max. load capacity	200 kg

LOGISTICAL DATA

Weight net / gross	12,3 / 13,2 kg
Packaging dimensions	1075 x 260 x 190 mm
Article number	5907103900
Barcode	4046664031888
20 Container	540 pcs
40 Container	1140 pcs
40 HQ Container	1320 pcs

SPECIFICATIONS

Dimensions L x W x H	1160 - 2000 x 632 x 900 - 1000 mm
Stand height	845 mm
Extension	1160 - 2000 mm
Max. load capacity	250 kg

LOGISTICAL DATA


Weight net / gross	13.5 / 15 kg
Packaging dimensions	1240 x 290 x 200 mm
Article number	5907102900
Barcode	4046664031499
20 Container	460 pcs
40 Container	960 pcs
40 HQ Container	1120 pcs

10" TABLE TOP CROSS-CUT MITRE SAW

- Lightweight die cast aluminium design for easy transport
- Powerful 1800 W motor provides various cutting applications
- Tilting saw blade from 0 – 45°
- Compact bench top design fits conveniently in small workshop environments
- The 60 tooth, carbide tipped blade stays sharp and makes clean cuts
- Torsion resistant design and top quality construction
- Featuring two modes: mitre saw and table saw, making it suitable for a variety of cutting applications
- Dust collection bag for a clean working area



- ✓ Circular table saw
- ✓ Chop saw
- ✓ Mitre saw



SPECIFICATIONS

Dimensions L x W x H	730 x 465 x 630 mm
Saw blade diameter	254 mm
Motor speed	5000 rpm
Cutting width – cross cutting 90	110 / 70 mm
Cutting depth – cross cutting 45	70 / 40 mm
Cutting height – table mode 90°	46 mm
Table size	460 x 335 mm
Motor	220 – 240 V~
Input	1800 W

LOGISTICAL DATA

Weight net / gross	19 / 24 kg
Packaging dimensions	660 x 580 x 410 mm
Article number	5901103901
Barcode	4046664031864
20 Container	170 pcs
40 Container	360 pcs
40 HQ Container	440 pcs



EXAMPLES OF USE SUITABLE FOR

Boards



Laminate /
panelling



Timber joists




Sheet material



SPECIAL FEATURES



Steplessly adjustable from 0 - 45° -
Ideal for professionally cutting edges.



Mitre angles can be set left and right from -50° to
+60° via locking points and freely selectable angles.



Versatile uses as a chop saw
as well as circular table saw.



The longitudinal stop is secured on both
sides and ensures precise sawing results.

PRODUCT-DETAILS

Cutting width at 90°




110 / 70 mm

Cutting height at 45°



70 / 40 mm

Blade Ø 254 x 30 mm
60 teeth



Motor speed 5000 rpm



1800 W




220 - 240 V~ / 50 Hz



Compact design



3IN1
Easy re-tooling



Working in low dust levels is possible, thanks
to dust extraction nozzle right on the machine.



Compact design, therefore very mobile and highly versatile.
Ideal for mobile use (ceiling work) and workshops with little space.

8" CIRCULAR TABLE SAW

- Large saw blade with a diameter of 210 mm
- High-performance 1500 W motor
- Extendable table extension with fold-out legs for sawing wider work pieces
- Max. cutting height 48 mm
- Tilting saw blade from 0 – 45°
- Compact dimensions, also suitable for small workshops
- Carbide saw blade for consistent and precise results
- Maximum work safety ensured by saw blade guard
- Mitre gauge and fence as standard



Height and
angle adjustment

**SPECIFICATIONS**

Dimensions L x W x H	525 x 470 x 420 mm
Saw blade dimensions	Ø 210 x Ø 30 x 2,6 mm, 24T
Blade speed	4800 min ⁻¹
Table size	485 x 445 mm
Cutting depth at 90°	48 mm
Cutting depth at 45°	45 mm
Motor	220 - 240 V~
Input	1500 W

LOGISTICAL DATA

Weight net / gross	14 / 16 kg
Packaging dimensions	545 x 500 x 360 mm
Article number	5901302901
Barcode	4014915080077
20 Container	264 pcs
40 Container	576 pcs
40 HQ Container	672 pcs



EXAMPLES OF USE SUITABLE FOR

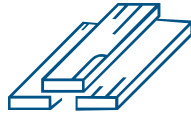
Beams



Profiled boards



Boards



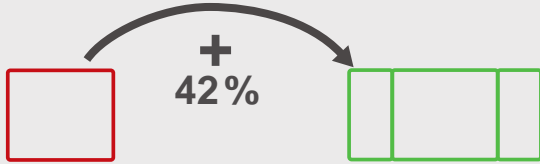
Longitudinal cuts



Mitre cuts



The saw table shelving area of the HS80 is approximately 42% bigger than that of other manufacturers.



Traditional manufacturers

HS80

Transverse cutting gauge

Adjustable +60° to -60°



PRODUCT DETAILS

Cutting height
max. 90°: 48 mm



Cutting height
max. 45°: 45 mm



Table width
extension
(left)



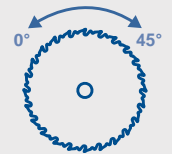
Compact design



Saw blade 210 mm x 30
mm x 2,6 mm 24 Z



Swivelling saw
blade 0 - 45°



Dust-free working
using 2 extraction points



Table width extension

ensures additional shelving area



10" CIRCULAR TABLE SAW

- High-performance **2000 W motor**
- Table extensions increase the space on the left and right
- **Table height 830 mm, table dimensions 563 x 583 mm**
- Standard base frame with non-slip rubber feet
- **Cutting height up to 85 mm**
- **Carbide saw blade with a diameter of 250 mm**
- **Tilting saw blade from 0 – 45°**
- Heights and angles can be adjusted with a hand wheel



Mitre gauge

**SPECIFICATIONS**

Dimensions L x W x H	894 x 630 x 1030 mm
Saw blade dimensions	Ø 250 x Ø 30 x 2,8 mm, 24Z, 48Z
Blade speed	5000 min ⁻¹
Table size	563 x 583 mm
Table size with extension	894 x 583 mm
Table height	830 mm
Cutting depth at 90°	85 mm
Cutting depth at 45°	65 mm
Motor	220 - 240 V~ / 50 Hz
Input	2000 W

LOGISTICAL DATA

Weight net / gross	19 / 22 kg
Packaging dimensions	710 x 620 x 330 mm
Article number	5901310901
Barcode	4046664037637
20 Container	189 pcs
40 Container	399 pcs
40 HQ Container	453 pcs



EXAMPLES OF USE SUITABLE FOR

Beams



Profiled boards



Boards



Longitudinal cuts



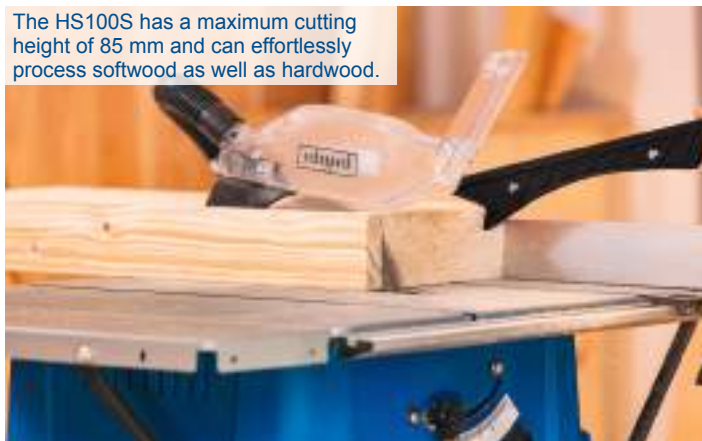
Mitre cuts




Very sturdy, thanks to frame and non-slip rubber feet.



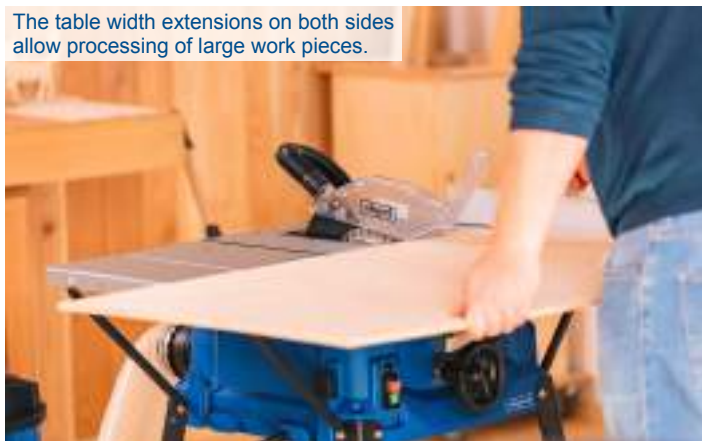
The HS100S has a maximum cutting height of 85 mm and can effortlessly process softwood as well as hardwood.



Ergonomic working posture, thanks to a table height of 830 mm.



The table width extensions on both sides allow processing of large work pieces.



PRODUCT DETAILS

Cutting height
max. 90°: 85 mm



Cutting height
max. 45°: 65 mm



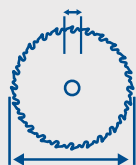
Table width extension
(left and right)



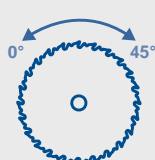
Ergonomic table
height 830 mm



Saw blade
255 mm x 30 mm x 2,8 mm



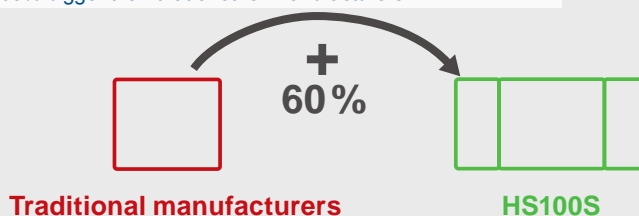
Swivelling saw blade
0 - 45°



Dust can be extracted directly from the housing or saw blade guard. This allows working in particularly low-dust conditions.



The saw table shelving area of the HS100S is approximately 60% bigger than that of other manufacturers.



10" CIRCULAR TABLE SAW

- Powerful 2000 Watt motor
- Table width extensions on both sides for cutting large workpieces
- Base frame included
- Max. cutting height 87 mm
- Carbide saw blade with a diameter of 254 mm
- Tilting saw blade from 0 – 45°
- Bevel and cutting height adjustable via handwheel
- Saw blade guard, mitre gauge and fence included



SPECIFICATIONS

Dimensions L x W x H	930 x 669 x 1025 mm
Saw blade dimensions	Ø 254 x Ø 30 x 2,8 mm, 24D
Blade speed	4800 min-1
Table size	430 x 626 mm
Table size with extension	930 x 626 mm
Table height	885 mm
Cutting depth at 90°	87 mm
Cutting depth at 45°	55 mm
Motor	230 V~ / 50 Hz
Input	2000 W

LOGISTICAL DATA

Weight net / gross	19 / 21 kg
Packaging dimensions	676 x 562 x 372 mm
Article number	5901312901
Barcode	4046664069744
20 Container	224 pcs
40 Container	476 pcs
40 HQ Container	560 pcs



EXAMPLES OF USE

SUITABLE FOR

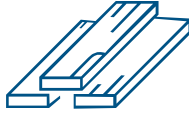
Beams



Profiled boards



Boards



Longitudinal cuts



Mitre cuts



Very sturdy, thanks to frame and non-slip rubber feet.



The HS110 has a maximum cutting height of 87 mm and can effortlessly process softwood as well as hardwood.



Ergonomic working posture, thanks to a table height of 870 mm.



The table width extensions on both sides allow processing of large work pieces.



PRODUCT DETAILS

Cutting height
max. 90°: 87 mm



Cutting height
max. 45°: 55 mm



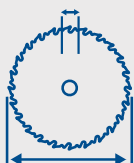
Table width extension
(left and right)



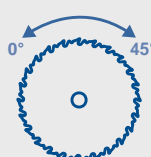
Ergonomic table
height 870 mm




Saw blade
254 mm x 30 mm x 2,8 mm



Swivelling saw
blade 0 - 45°



Due to the cutting line laser precise sawing results are achieved.



The saw table shelving area of the HS110 is approximately 70% bigger than that of other manufacturers.



10" CIRCULAR TABLE SAW

- Powerful 2000 W motor
- Table dimensions 530 x 640 mm, height without base frame 335 mm
- Adjustable table extensions increase the support surface on the left and the right
- Foldable frame with wheels for easy transport and space-saving storage
- Cutting height, depending on the angle, up to 83 mm
- Carbide saw blade with Ø 255 mm
- Height and angle adjustment with handwheel
- Including saw blade protection, sliding carrier plate, mitre gauge and fence

**LOGISTICAL DATA**

Weight net / gross	28 / 33 kg
Packaging dimensions L x B x H	910 x 750 x 370 mm
Article number	59013209942
Barcode	4046664116080
20 Container	108 pcs
40 Container	228 pcs
40 HQ Container	270 pcs

SPECIFICATIONS

Dimensions L x W x H	1090 x 760 x 1140 mm
Saw blade dimensions	Ø 255 x Ø 30 x 2,8 mm, 24T
Blade speed	4500 min ⁻¹
Table size	530 x 640 mm
Table size with extension	742 – 1195 x 640 mm
Tilt angle	0 – 45°
Table height	915 mm
Cutting height at 90°	83 mm
Cutting height at 45°	58 mm
Engine	220 – 240 V~ / 50 Hz
Engine output	2000 W
Motor speed	4500 rpm



EXAMPLES OF USE

SUITABLE FOR

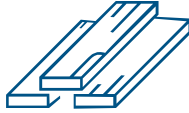
Beams



Profiled boards



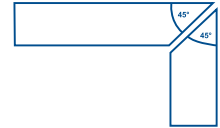
Boards



Longitudinal cuts



Mitre cuts



PRODUCT DETAILS

Cutting height
max. 90°: 83 mm



Cutting height
max. 45°: 58 mm



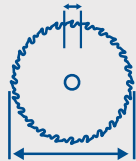
Table width
extension
(left and right)



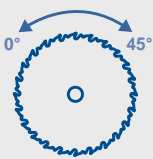
Ergonomic table
height 915 mm



Saw blade
255 mm x 30 mm x 2,8 mm



Swivelling saw
blade 0 - 45 °



Foldable base ensures easy transport and space-saving storage.



The HS115 has a maximum cutting height of 83 mm and can effortlessly process softwood as well as hardwood.



Thanks to adjustable table width extensions on both sides, processing of large work pieces is possible.



The integrated sliding table ensures flexible adjustment to different requirements.



Using the **sliding table**, it is possible to process work pieces that are **twice** as wide/ large compared with **traditional saws**.

210 MM CIRCULAR TABLE SAW

- Compact circular table saw for precise cutting of joists and profiled boards as well as for longitudinal cuts and mitre cuts
- **Powerful 1200 W motor** with protection against overload
- Hand wheel for comfortable cutting height adjustment
- **Integrated connection for an extraction system**
- Saw blade is steplessly adjustable from 0 to 45° to ensure precise mitre cuts
- Cutting height at 90° max. 70 mm / at 45° max. 54 mm
- **Compact design** – ideal for mobile use
- Mitre gauge can be adjusted from -60° to +60° – ideal for mitre cuts
- Longitudinal stop secured on both sides and integrated scale ensure precise cuts
- Saw blade with a diameter of 210 mm, 4800 rpm ensures precise cutting results
- Maximum work safety ensured by **saw blade guard**
- **Includes mitre gauge, longitudinal stop and push stick**



SPECIFICATIONS

Dimensions L x W x H	545 x 460 x 380 mm
Saw blade dimensions	Ø 210 x Ø30 x 2,6 mm / 24 Z
Blade speed	4800 min ⁻¹
Table size	485 x 445 mm
Cutting depth at 90°	70 mm
Cutting depth at 45°	54 mm
Motor	230 V~
Input	1200 W

LOGISTICAL DATA

Weight net / gross	10,5 / 12 kg
Packaging dimensions	545 x 500 x 320 mm
Article number	5901327901
Barcode	4046664231035
20 Container	264 pcs
40 Container	552 pcs
40 HQ Container	644 pcs



EXAMPLES OF USE SUITABLE FOR

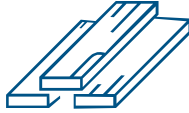
Beams



Profiled boards



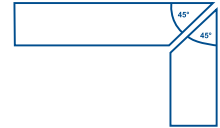
Boards



Longitudinal cuts



Mitre cuts



Hand wheel for convenient cutting height adjustment.




Compact, space-saving design – ideal for mobile use.



Mitre gauge can be adjusted from -60° to $+60^\circ$ – ideal for mitre cuts.



Longitudinal stop secured on both sides and integrated scale ensure particularly precise cuts.



PRODUCT DETAILS

Cutting height
max 90° : 70 mm



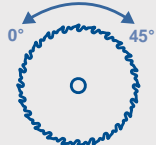
Cutting height
max. 45° : 54 mm



Compact Design



Saw blade can be adjusted from 0 to 45°




Saw blade
210 x 30 x 2,6 mm



Overload protection



Compact circular table saw for precise cutting of joists, profiled boards etc.



Saw blade can be steplessly adjusted from 0 to 45° to ensure exact mitre cuts.



254 MM CIRCULAR TABLE SAW

- High-performance circular table saw for precise cutting of joists and profiled boards as well as for longitudinal cuts and mitre cuts
- **Powerful 2200 W motor** with protection against overload
- Ergonomic posture and stable positioning, thanks to the robust base made of sheet steel
- Hand wheel for comfortable and stepless height adjustment
- **Integrated connection for an extraction system**
- Saw blade is steplessly adjustable from 0 to 45° to ensure precise mitre cuts
- Cutting height at 90° max. 85 mm / at 45° max. 63 mm
- **The table width extensions on both sides** allow processing of large work pieces
- Mitre gauge can be adjusted from -60° to +60° – ideal for mitre cuts
- Longitudinal stop and integrated scale ensure precise cuts
- Saw blade with a diameter of 254 mm, 24 teeth, 5,300 rpm ensures precise cutting results
- Maximum work safety ensured by saw blade guard
- **Includes mitre gauge, longitudinal stop, push stick and saw blade with 24 teeth**



SPECIFICATIONS

Dimensions L x W x H	930 x 935 x 1000 mm
Saw blade dimensions	Ø 254 x Ø 30 x 2,6 mm, 24 Z
Blade speed	5300 min ⁻¹
Table size with extension	630 x 935 mm
Table height	880 mm
Cutting depth at 90°	85 mm
Cutting depth at 45°	63 mm
Motor	220 – 240 V~
Input	2200 W

LOGISTICAL DATA

Weight net / gross	23 / 24,5 kg
Packaging dimensions	670 x 570 x 320 mm
Article number	5901326901
Barcode	4046664223269
20 Container	201 pcs
40 Container	420 pcs
40 HQ Container	479 pcs



EXAMPLES OF USE

SUITABLE FOR

Beams



Profiled boards



Boards



Longitudinal cuts



Mitre cuts



The table width extensions on both sides allow processing of large work pieces.



PRODUCT DETAILS

Cutting height
max 90° : 85 mm



Cutting height
max. 45° : 63 mm



Table width extension
left and right



Saw blade can be adjusted
from 0 to 45°



Ergonomic table height
880 mm



Saw blade
254 mm x 30 mm x 2,6 mm



Saw blade can be steplessly adjusted from 0 to 45° to ensure exact mitre cuts.



10" CIRCULAR TABLE SAW

- Powerful 2000 Watt motor
- Pull-out table width extension for enhanced stability when cutting large workpieces
- Crosscutting mitre to make versatile cross-cuttings
- Base frame included
- Max cutting depth: 80 mm
- Carbide saw blade for consistent and precise cutting results
- 2in1 hand wheel for quick height and micro-level adjustments
- Includes safety blade guard, mitre gauge and fence
- On board storage for included and assembly tools

**SPECIFICATIONS**

Dimensions L x W x H	720 x 680 x 1130 mm
Saw blade dimensions	Ø 255 x Ø 30 x 2,8 mm, 60T
Blade speed	4800 min-1
Table size with extension	565 x 675 mm
Cutting depth at 90°	80 mm
Cutting depth at 45°	55 mm
Motor	220 – 240 V~
Input	2000 W

LOGISTICAL DATA

Weight net / gross	29 / 33 kg
Packaging dimensions	750 x 680 x 370 mm
Article number	5901308901
Barcode	4046664034988
20 Container	144 pcs
40 Container	306 pcs
40 HQ Container	357 pcs



EXAMPLES OF USE SUITABLE FOR

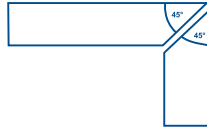
Beams



Profiled boards



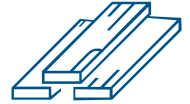
Mitre cuts



Longitudinal cuts



Boards



Wheels and trolley function for easy transport and mobile use.




The table width extension can be adjusted to the right to a max. of 1045 mm.



The HS105 has a maximum cutting height of 80 mm.



Ergonomic working posture, thanks to a table height of 910 mm.



PRODUCT DETAILS

Cutting height
max. 90°: 80 mm



Cutting height
max. 45°: 55 mm



Table width extension right



Swivelling saw blade
0 - 45°



Ergonomic table height
910 mm



Saw blade specification
255 mm x 30 mm x 2,8 mm



Dust can be extracted directly from the housing or saw blade guard. This allows working in particularly low-dust conditions.



The longitudinal stop is secured on both sides and allows precise cuts that can be repeated with precision.

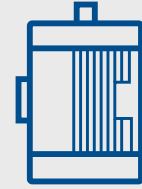


12" CIRCULAR TABLE SAW


- Powerful 2800 W – 400 V~ (2200 W – 230 V~) induction motor
- Sliding table carriage standard
- Sturdy, powder-coated sheet steel design and galvanised table-top
- Table length extension and table width extension
- Blade guard with suction hose outlet
- Fully adjustable blade height by easy use of handwheel
- Max. 83 mm cutting depth
- 2 long life TCT blades – Ø 315 mm for precise cutting results
- Saw blade guard for enhanced security
- Sturdy fence
- Foldable handles and wheels for easy transport



2 power settings



230 V~ / 50 Hz	400 V~ / 50 Hz
2200 W	2800 W



2200 W (230 V~)
2800 W (400 V)
motor

SPECIFICATIONS

Dimensions L x W x H	1750 x 1240 x 1150 mm	
Saw blade dimensions	Ø 315 x Ø 30 x 3 mm, 24T Ø 315 x Ø 30 x 3.2 mm, 48T	
Blade speed	2800 rpm	
Motor speed	2800 rpm	
Table size	800 x 550 mm	
Table height	850 mm	
Cutting depth at max. 90°	83 mm	
Cutting depth at max. 45°	49 mm	
Saw blade adjustable	0 – 45°	
Sliding table guide rail	960 mm	
Motor	230 V~	400 V
Input	2200 W	2800 W

LOGISTICAL DATA

Weight net / gross	55 / 61 kg (230 V~)	58 / 64 kg (400 V)
Packaging dimensions	890 x 610 x 450 mm	
Article number	4901305901 (230 V~)	4901305902 (400 V)
Barcode	4014915082040	4014915082057
20 Container	110 pcs	
40 Container	225 pcs	
40 HQ Container	225 pcs	





EXAMPLES OF USE SUITABLE FOR

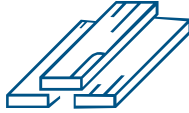
Beams



Profiled boards



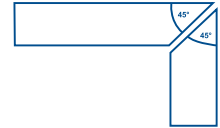
Boards



Longitudinal cuts



Mitre cuts



The saw table shelving area of the TS310 is approximately 230% bigger than that of other manufacturers.




Table length and width extension
ensures additional shelving area



PRODUCT DETAILS

Cutting height
max. 90°: 83 mm



Cutting height
max. 45°: 53 mm



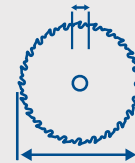
Table length and width
extension (to the right
and to the rear)



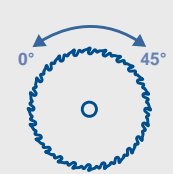
Ergonomic table
height 850 mm



Saw blade
315 mm x 30 mm x 3 / 3.2 mm



Swivelling saw blade
0 - 45 °



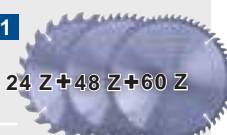

Wheels
easy to manoeuvre





Sliding table
length 960 mm, transverse stop
adjustable from 0-45°






HS80

	Description	Article number	Barcode	
1 Saw blades	Ø 210 x 30 / 25,4 x 2,2 mm / 24 T Ø 210 x 30 / 25,4 x 2,2 mm / 48 T Ø 210 x 30 / 25,4 x 2,2 mm / 60 T	7901200715	4046664041405	1  24 Z+48 Z+60 Z
2 Electrical push stick		7901302701	4046664064190	2 

HS100S

	Description	Article number	Barcode	
1 Saw blade	Ø 250 x 30 x 2,8 / 1,8 mm / 24 T	3901306701	4046664009504	1  48 Z
2 Electrical push stick		7901302701	4046664064190	2 

HS105

	Description	Article number	Barcode	
1 Saw blades	Ø 254 x 30 / 25,4 x 2,8 mm / 48 T Ø 254 x 30 / 25,4 x 2,8 mm / 60 T	7901200714	4046664041399	1  60 Z + 48 Z
2 Saw blade	Ø 255 x 30 x 2,8 / 48 T	3901306701	4046664009504	2  48 Z
3 Electrical push stick		7901302701	4046664064190	3 



TS310

	Description	Article number	Barcode
1 Saw blades	Ø 315 x 30 / 25,4 x 2,8 mm / 24 T Ø 315 x 30 / 25,4 x 2,8 mm / 48 T	7901200716	4046664042402
2 Saw blade	Ø 315 x 30 x 3 x 2 mm / 24 T	3901302701	4046664002314
3 Saw blade	Ø 315 x 30 x 3 x 2 mm / 48 T	3901302702	4046664002314
4 Electrical push stick		7901302701	4046664064190



MULTIFUNCTION SAW BLADES

	Description	Article number	Barcode
Saw blade set (2-piece)	Ø 216 x 30 x 2,8 / 1,8 mm / 40 T	7901201706	4046664120582
Saw blade set (3-piece)	Ø 255 x 30 x 2,8 / 2,2 mm / 48 T	7901200721	4014915227922





Variable speed

Flexible LED lamp

Flexible blowing nozzle

Quick-clamp screw

Tilting worktable on both sides -45° till +45°

INCLUDED



SPECIFICATIONS

Dimensions L x W x H	650 x 255 x 340 mm
Table size L / W	407 x 254 mm
Table adjustment	-45° till +45°
Stroke speed	550 – 1500 rpm
Cutting height / depth	50 / 405 mm
Suction connector diameter	34.5 mm
Motor	230 – 240 V~ / 50 Hz
Input	90 W

LOGISTICAL DATA

Weight net / gross	8 / 10 kg
Packaging dimensions	720 x 294 x 410 mm
Article number	5901408901
Barcode	4046664154884
20 Container	300 pcs
40 Container	600 pcs
40 HQ Container	708 pcs

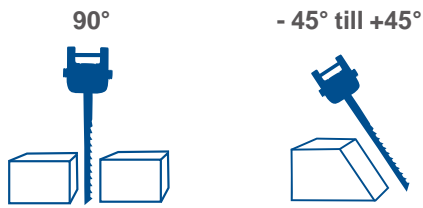
16" SCROLL SAW

- Cutting height/depth: 50 / 405 mm
- Worktable made of steel sheet, can be tilted up from -45° till +45°
- Variable stroke rate of 550 – 1500 rpm and 18 mm lifting height
- LED lamp to illuminate the work area
- Fits scroll saw and standard fret saw blades with lengths of 127 (134) mm
- Quick-clamp screw for easy saw blade replacement
- Low vibration for optimum and precise sawing results
- Blowing nozzle for a clear view of the work area
- Workpiece retainer makes it easier to guide the workpiece



USES

SAWING



GRINDING



Ideal for delicate projects



MATERIALS TO PROCESS



PRODUCT DETAILS


Cutting height



Cutting depth



Can be angled to either side



Variable speed



550 – 1500 min⁻¹

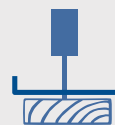
LED lamp



Size worktable



Workpiece retainers



Lifting height



SANDING BELT FEATURES

- 2-in-1 function - scroll saw with sanding function
- Ideal for delicate internal cuts and very detailed motifs
- Concave and convex curves and edges can be processed
- Machine sanding of complex projects saves a lot of time



The work table can be adjusted on both sides (-45° to +45°) to allow mitre sawing



OPTIONAL ACCESSORIES

TOOL SET



Article number: 3901402701
Barcode: 4046664031284



16" SCROLL SAW WITH FLEXIBLE SHAFT

- Cutting height/depth: 50 / 405 mm
- Wide worktable can be tilted by -45° till +45° on both sides
- Variable stroke rate of 550 – 1500 rpm and 18 mm lifting height
- Fits scroll saw and standard fret saw blades with lengths of 127 (134) mm
- Quick-clamp screw for easy saw blade replacement
- Flexible shaft with drill chuck for cutting, grinding and polishing
- LED work lamp to illuminate the work area
- Workpiece retainer for easier sawing of cut outs
- Low vibration for optimum and precise sawing results
- Blowing nozzle for a clear view of the work area

SPECIFICATIONS

Dimensions L x W x H	665 x 310 x 340 mm
Table size L / W	407 x 254 mm
Table adjustment	-45° till +45°
Stroke speed	550 – 1500 rpm
Cutting height / depth	50 / 405 mm
Suction connector diameter	34.5 mm
Flexible shaft length	1000 mm
Speed shaft	1650 – 4500 rpm
Motor	230 – 240 V~ / 50 Hz
Input	90 W

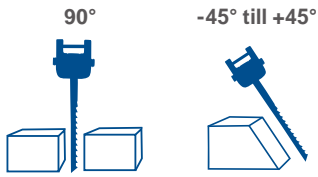
LOGISTICAL DATA

Weight net / gross	8.1 / 10.1 kg
Packaging dimensions	730 x 345 x 410 mm
Article number	5901410901
Barcode	4046664146346
20 Container	250 pcs
40 Container	520 pcs
40 HQ Container	600 pcs



USES

SAWING



FLEXIBLE SHAFT



MATERIALS TO PROCESS



PRODUCT DETAILS

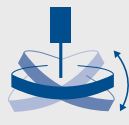
Cutting height



Flexible shaft



Can be angled to either side



-45° till +45°

Variable speed



550 – 1500 min⁻¹

LED lamp

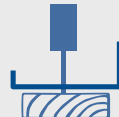


Size worktable



407 x 254 mm

Workpiece retainer



Lifting height



SANDING BELT FEATURES

- 2-in-1 function - scroll saw with sanding function
- Ideal for delicate internal cuts and very detailed motifs
- Concave and convex curves and edges can be processed
- Machine sanding of complex projects saves a lot of time



ADVANTAGES OF A FLEXIBLE SHAFT

- Allows drilling, sanding, polishing and separating right on the machine
- Ideal for areas that are difficult to access, thanks to flexible shaft
- Shaft speed can be adjusted from 1650 to 4500 rpm
- Fatigue-free working with the work piece, thanks to ergonomic handle





Advantages of a
FOOT PEDAL

- Easy to operate – power stays on as long as foot pressure is applied
- Keep both hands free to control your work at all times
- Turn machine on and off instantly simply by stepping on or off the pedal
- Generous 1300 mm cord length



INCLUDED



Foot pedal

SPECIFICATIONS

Dimensions L x W x H	650 x 255 x 340 mm
Table size L / W	407 x 254 mm
Table adjustment	-45° till +45°
Stroke speed	550 – 1500 rpm
Cutting height / depth	50 / 405 mm
Suction connector diameter	34,5 mm
Motor	230 – 240 V~ / 50 Hz
Input	90 W

LOGISTICAL DATA

Weight net / gross	8.1 / 10.1 kg
Packaging dimensions	720 x 294 x 410 mm
Article number	5901409901
Barcode	4046664146322
20 Container	300 pcs
40 Container	600 pcs
40 HQ Container	700 pcs

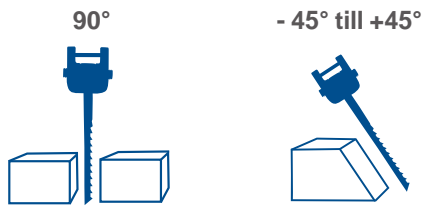
16" SCROLL SAW WITH FOOT PEDAL

- Cutting height/depth: 50 / 405 mm
- Wide worktable can be tilted by -45° till +45° on both sides
- Variable stroke rate of 550 – 1500 rpm and 18 mm lifting height
- Both hands free to guide the workpiece when operating the machine via foot pedal
- Fits scroll saw and standard fret saw blades with lengths of 127 (134) mm
- Quick-clamp screw for easy saw blade replacement
- LED work lamp to illuminate the work area
- Workpiece retainer for easier sawing of cut outs
- Low vibration for optimum and precise sawing results
- Flexible blowing nozzle for a clear view of the work area



USES

SAWING



GRINDING



Ideal for delicate projects



MATERIALS TO PROCESS



PRODUCT DETAILS


Cutting height



Cutting depth



Can be angled to either side



Variable speed



550 – 1500 min⁻¹

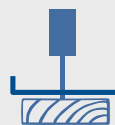
LED lamp



Size worktable



Workpiece retainers



Lifting height



SANDING BELT FEATURES

- 2-in-1 function - scroll saw with sanding function
- Ideal for delicate internal cuts and very detailed motifs
- Concave and convex curves and edges can be processed
- Machine sanding of complex projects saves a lot of time

The work table can be adjusted on both sides (-45° to +45°) to allow mitre sawing



16" SCROLL SAW WITH FOOT PEDAL, FLEXIBLE SHAFT AND ACCESSORY BOX

- Cutting height/depth: 50 / 405 mm
- Wide worktable can be tilted by -45° till +45° on both sides
- Variable stroke rate of 550 – 1500 rpm and 18 mm lifting height
- Both hands free to guide the workpiece when operating the machine via foot pedal
- Fits scroll saw and standard fret saw blades with lengths of 127 (134) mm
- Quick-clamp screw for easy saw blade replacement
- Flexible shaft with drill chuck for cutting, grinding and polishing
- LED work lamp to illuminate the work area
- Workpiece retainer for easier sawing of cut outs
- Low vibration for optimum and precise sawing results
- Flexible blowing nozzle for a clear view of the work area



INCLUDED

LOGISTICAL DATA

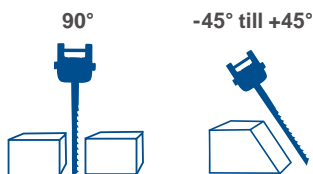
Weight net / gross	8.3 / 10.3 kg
Packaging dimensions	730 x 345 x 410 mm
Article number	5901411901
Barcode	4046664146353
20 Container	250 pcs
40 Container	520 pcs
40 HQ Container	600 pcs

SPECIFICATIONS

Dimensions L x W x H	665 x 310 x 340 mm
Table size L / W	407 x 254 mm
Table adjustment	-45° till +45°
Stroke speed	550 – 1500 rpm
Cutting height / depth	50 / 405 mm
Suction connector diameter	34.5 mm
Flexible shaft length	1000 mm
Speed shaft	1650 – 4500 rpm
Motor	230 – 240 V- / 50 Hz
Input	90 W

USES

SAWING



FLEXIBLE SHAFT



MATERIALS TO PROCESS



PRODUCT DETAILS

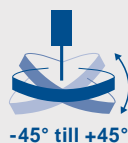
Cutting height



Cutting depth



Can be angled to either side



Variable speed



550 – 1500 min⁻¹

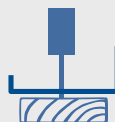
Foot pedal



Size Worktable



Workpiece retainer



Flexible shaft



ADVANTAGES OF A FOOT SHAFT

- Easy to operate – power stays on as long as foot pressure is applied
- Keep both hands free to control your work at all times
- Turn machine on and off instantly simply by stepping on or off the pedal
- Generous 1300 mm cord length




ADVANTAGES OF A FLEXIBLE SHAFT

- Allows drilling, sanding, polishing and separating right on the machine
- Ideal for areas that are difficult to access, thanks to flexible shaft
- Shaft speed can be adjusted from 1650 to 4500 rpm
- Fatigue-free working with the work piece, thanks to ergonomic handle

SCROLL SAW

- Cutting height/depth: 50/406 mm
- Saw blade length 134 mm
- Work table can be tilted to 45°
- Adjustable stroke rate 500 – 1,700 rpm and 12 mm lifting height
- Flexible LED light to illuminate the work area
- Fits scroll saw and standard fret saw blades with lengths of 127 (134) mm
- Quick-release lever for easy saw blade replacement
- Low vibration for perfect and precise sawing results
- Unobstructed view of the work area, thanks to flexible blower nozzle
- Retaining device for work pieces to make guidance easier
- Storage space for saw blades



SPECIFICATIONS

Dimensions L x W x H	630 x 295 x 370 mm
Table size L / W	255 x 415 mm
Table adjustment	0° – 45°
Stroke speed	500 – 1700 rpm
Cutting height / depth	50 / 406 mm
Suction connector diameter	35 mm
Motor	220 – 240 V~
Input	120 W

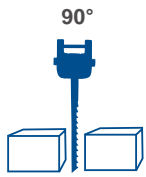
LOGISTICAL DATA

Weight net / gross	12.7 / 14.8 kg
Packaging dimensions	655 x 285 x 365 mm
Article number	5901403903
Barcode	4046664037040
20 Container	402 pcs
40 Container	864 pcs
40 HQ Container	1008 pcs



USES

SAWING



90°



-45° till +45°

Blower nozzle allows an unobstructed view of the work piece



MATERIALS TO PROCESS



Wood



Plastic



Metal

PRODUCT DETAILS

Cutting high 50 mm
Cutting depth 406 mm

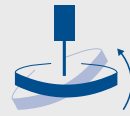


50 mm

Quick-clamp lever



Can be angled to one side



0 – 45 Grad

Variable speed



500 – 1700 min⁻¹

LED lamp

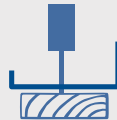


Size worktable



415 x 255 mm

Workpiece retainer



Lifting height 12 mm



Ideal for delicate projects



Practical storage compartment for saw blades



16" SCROLL SAW WITH FOOT PEDAL

- Solid base for stability
- Cutting height/depth: 50 / 406 mm
- Aluminium work table can be adjusted by up to +45°
- Variable speed of 500 – 1700 rpm and 12 mm lifting height
- Flexible and large LED work lamp to illuminate the entire work area
- Holds jigsaw and coping saw blades with lengths of 127 (134) mm
- Quick-clamp lever for easy saw blade replacement
- Workpiece retainer to guide the workpiece easily when sawing cut-outs
- Low vibration for optimum and precise sawing results
- Flexible blowing nozzle for a clear view of the work area
- Two-handed workpiece guidance by controlling the machine run using wide foot switches



INCLUDED

SPECIFICATIONS

Dimensions L x W x H	630 x 295 x 370 mm
Table size L / W	415 x 255 mm
Table adjustment	0° – 45°
Stroke speed	500 – 1700 rpm
Cutting height / depth	50 / 406 mm
Suction connector diameter	35 mm
Motor	220 – 240 V~
Input	120 W

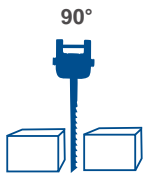
LOGISTICAL DATA

Weight net / gross	13.3 / 14.9 kg
Packaging dimensions	655 x 285 x 365 mm
Article number	5901407901
Barcode	4046664107460
20 Container	402 pcs
40 Container	864 pcs
40 HQ Container	1008 pcs



USES

SAWING



MATERIALS TO PROCESS



PRODUCT DETAILS

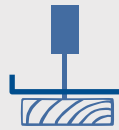
Cutting high



Cutting depth



Workpiece retainer



Variable speed



500 – 1700 min⁻¹

Foot pedal



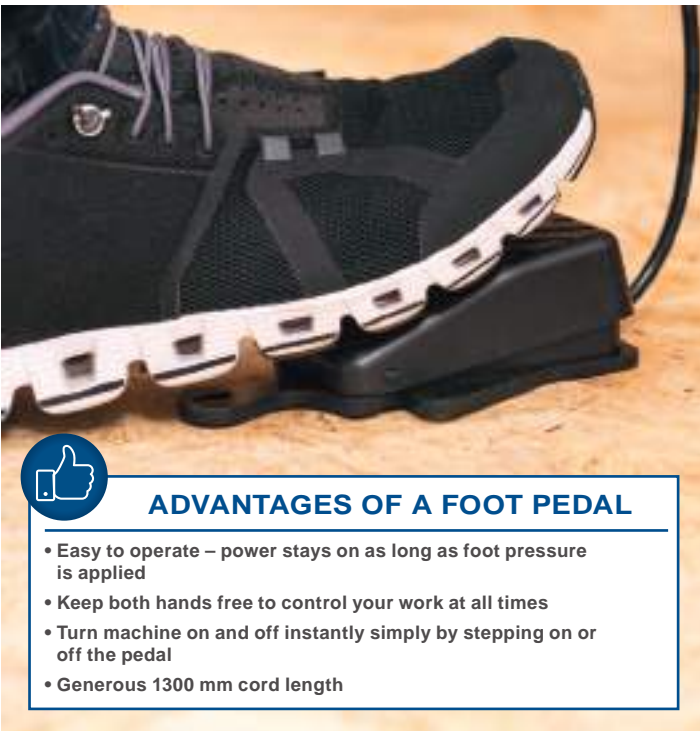
Size worktable



LED lamp



Quick-clamp lever



ADVANTAGES OF A FOOT PEDAL

- Easy to operate – power stays on as long as foot pressure is applied
- Keep both hands free to control your work at all times
- Turn machine on and off instantly simply by stepping on or off the pedal
- Generous 1300 mm cord length



DECO SL / DECO FLEX SL / DECO SWITCH / DECO MAX

	Description	Article number	Barcode
1 Tool set (plastic-box) for DECO SWITCH and DECO MAX	64 pcs.	3901402701	4046664031284
2 Universal saw blade set	5 x 12 pcs.	88000010	4014915038030
3 Saw blades 6 pcs.	Ø 135 x 2 x 0.25 mm / 25 T Ø 135 x 2 x 0.25 mm / 18 T Ø 135 x 2 x 0.5 mm / 10 T	88000011 88000012 88000013	4014915038085 4014915038082 4014915038089




DECO SL / DECO FLEX SL / DECO SWITCH / DECO MAX


	Description	Article number	Barcode
4 Universal saw blades	12 pcs., 130 x 1.03 x 0.38 mm / 38 T	88001509	4014915033844
5 Sanding belt set for scroll saws	6 pcs., suitable for scroll saws with 1 27 mm pin ends 2 x grit 100, 2 x grit 180, 2 x grit 240	7901403704	4014915230496

4



5





Extendable saw table to ensure safe work, even with large work pieces.



Work table can be steplessly angled.

8" BAND SAW INCLUSIVE 3 BLADES

- High-performance **350 W induction motor** with consistent cutting speed for working quietly and ensuring precise cutting results
- Sturdy and spacious **extendable work table (300 x 380 – 520 mm)**
- Work table with **angle scale** can be continuously adjusted from **0° to 45°** for mitre angle
- **Fence** with quick-release fastener for exact adjustment and straight cuts
- Robust steel construction and **aluminium pressure die-cast work table**
- **Thickness capacity** for work pieces up to **80 mm**
- Optional cross stop for working safely
- Dustproof on/off safety switch
- **Connection** for external dust extraction
- Suitable for conventional **1400 mm band saw blades** up to a width of **12 mm**
- Includes **3 band saw blades** with **6, 10 and 15 teeth per inch**

360°



INCLUDED

SPECIFICATIONS

Dimensions L x W x H	420 x 530 x 690 mm
Table size	300 x 380 – 540 mm
Table adjustment	0° – 45°
Band wheel Ø	205 mm
Saw blade length	1400 mm
Cutting speed	900 m/min
Thickness capacity / width	80 / 200 mm
Motor	230 – 240 V~
Input	350 W

LOGISTICAL DATA

Weight net / gross	19 / 21 kg
Packaging dimensions	740 x 420 x 310 mm
Article number	5901501905
Barcode	4046664073499
20 Container	301 pcs
40 Container	630 pcs
40 HQ Container	720 pcs



APPLICATIONS

Ripping



Angular cut

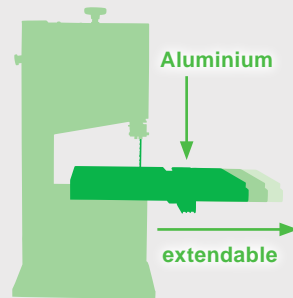


Curved cut

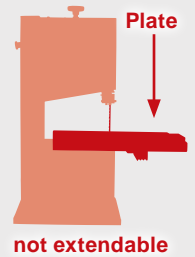


The sturdy extendable aluminium table is perfect for extra large work pieces.

HBS30



Traditional manufacturers




PRODUCT DETAILS


Cutting height



Throat



Saw band length



Saw band width



Saw band speed

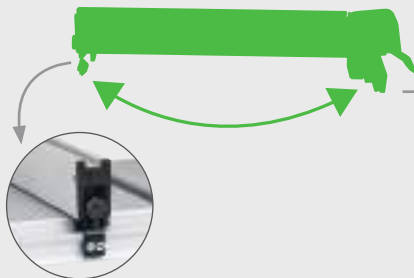


Band wheel diameter



The longitudinal stop can be positioned on either side and guarantees precise saw cuts. It can easily be locked using the quick-release lock.

HBS30



Traditional manufacturers



Angular cuts can be quickly and easily carried out, thanks to the saw table that can be steplessly adjusted.



EXAMPLES OF USE

Both softwood and hardwood can be easily processed with the HBS30.



Even delicate work can be effortlessly implemented, thanks to the different saw band widths.





powerful motor

550 Watt

10" BAND SAW WITH 2nd BLADE

- Powerful 550 W induction motor with consistent cutting speed for working quietly and ensuring precise cutting results
- Sturdy and spacious extendable work table (300 x 380 – 520 mm)
- Work table with angle scale can be continuously adjusted from 0° to 45° for mitre angles
- Long and solid fence with quick-release fastener for precise cutting results
- Robust steel construction and aluminium pressure die-cast work table
- Large thickness capacity for big work pieces up to 120 mm
- Two speeds, 660 rpm and 960 rpm, for different materials
- Dustproof on/off safety switch
- Connection for external dust extraction
- Includes mitre gauge and 2nd saw band



6Z

INCLUDED

SPECIFICATIONS

Dimensions L x W x H	600 x 440 x 860 mm
Table size	300 x 380 – 520 mm
Table adjustment	0° – 45°
Band wheel diameter	250 mm
Saw blade length	1790 mm
Cutting speed	660 / 960 m/min
Thickness capacity / width	120 / 245 mm
Motor	220 – 240 V~
Input	550 W

LOGISTICAL DATA

Weight net / gross	20.5 / 27.5 kg
Packaging dimensions	880 x 440 x 340 mm
Article number	5901505901
Barcode	4046664068051
20 Container	180 pcs
40 Container	390 pcs
40 HQ Container	469 pcs



APPLICATIONS

Ripping



Angular cut

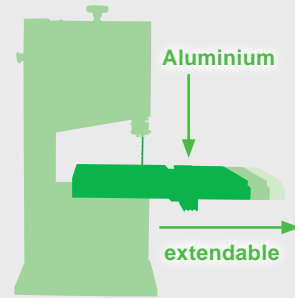


Curved cut

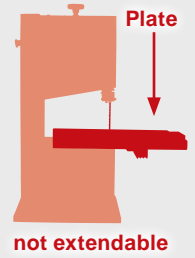


The sturdy extendable aluminium table is perfect for extra large work pieces.

HBS261



Traditional manufacturers




PRODUCT DETAILS

Cutting height




Throat



Saw band length



Saw band width




Saw band speed



Band wheel diameter



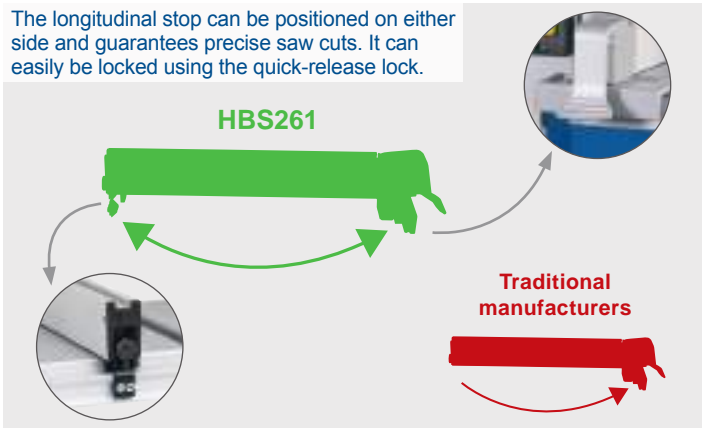
Guides with ball bearings ensure smooth running of the saw band.



Angular cuts can be quickly and easily carried out, thanks to the saw table that can be steplessly adjusted.



The longitudinal stop can be positioned on either side and guarantees precise saw cuts. It can easily be locked using the quick-release lock.



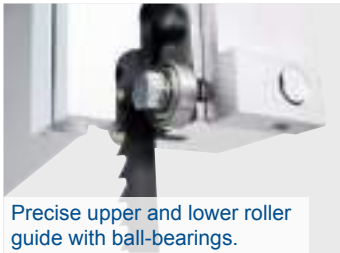
EXAMPLES OF USE

Both softwood and hardwood can be easily processed with the HBS261.



Even delicate work can be effortlessly implemented, thanks to the different saw band widths.





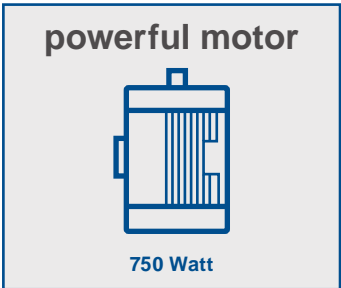
Precise upper and lower roller guide with ball-bearings.



Precision rip fence with magnified scale. Can be used on the left, as well as on the right side of the saw blade.

12" BAND SAW 2nd BLADE AND STAND INCLUDING

- Powerful **750 W induction motor** with consistent cutting speed for working quietly and ensuring precise cutting results
- Sturdy and spacious **extendable work table (400 x 500 – 860 mm)**
- **Solid base frame** ensures a comfortable working height and stable positioning
- Work table with **angle scale** can be **continuously adjusted from 0° to 45°** for mitre angle
- Long and solid fence with quick-release fastener for precise cutting results
- Robust steel construction and **aluminium pressure die-cast work table**
- **Large thickness capacity** for big work pieces **up to 170 mm**
- **Two speeds, 360 m/min and 720 m/min**, for different materials
- Dustproof on/off safety switch
- **Connection for external dust extraction**
- Includes mitre gauge and 2nd saw band



INCLUDED

SPECIFICATIONS

Dimensions L x W x H	840 x 590 x 1630 mm
Table size	500 x 400 mm
Table adjustment	0° – 45°
Band wheel diameter	315 mm
Saw blade length	2240 mm
Cutting speed	720 / 360 m/min
Thickness capacity / width	170 / 305 mm
Motor	220 – 240 V~
Engine power	750 W

LOGISTICAL DATA

Weight net / gross	59 / 61 kg
Packaging dimensions	1100 x 400 x 500 mm
Article number	5901503905
Barcode	4046664073703
20 Container	120 pcs
40 Container	220 pcs
40 HQ Container	220 pcs



APPLICATIONS

Ripping



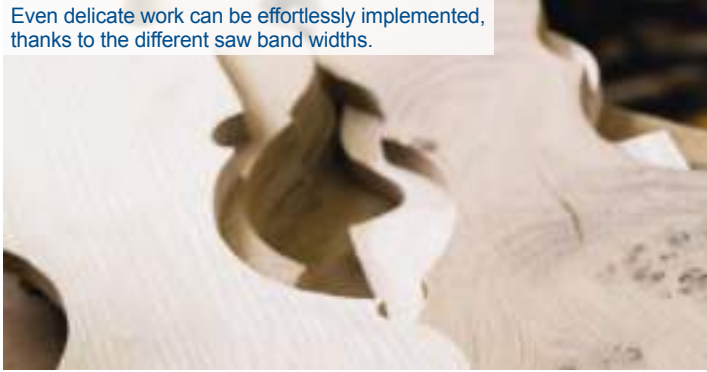
Angular cut



Curved cut



Even delicate work can be effortlessly implemented, thanks to the different saw band widths.

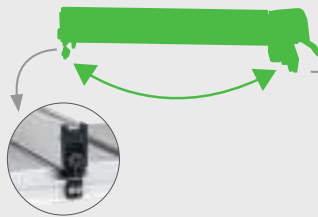


Both softwood and hardwood can be easily processed with the HBS400.



The longitudinal stop can be positioned on either side and guarantees precise saw cuts. It can easily be locked using the quick-release lock.

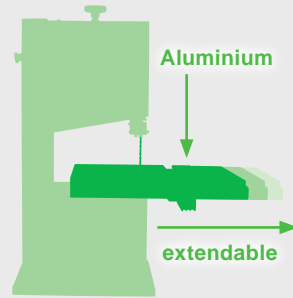
HBS400



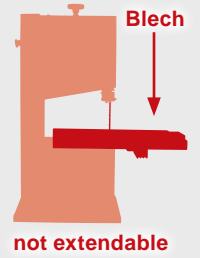
Traditional manufacturers

The sturdy extendable aluminium table is perfect for extra large work pieces.


HBS400



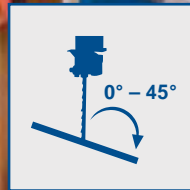
Traditional manufacturers



Guides with ball bearings ensure smooth running of the saw band.



Angular cuts can be quickly and easily carried out, thanks to the saw table that can be steplessly adjusted.




PRODUCT DETAILS

Cutting height



170 mm

Throat



305 mm

Saw band length



2240 mm

Saw band width



6 - 15 mm

2 saw band speeds



720 m/min
360 m/min

Band wheel diameter



315 mm

80 MM BAND SAW

- Compact band saw for rough sawing work as well as delicate projects – ideal for rip sawing, for angled and curved cuts
- Powerful 350 W induction motor, 1400 rpm
- Robust steel construction
- Double-clamped parallel stop with quick-release fastener for precise, straight cuts
- Cutting height max. 80 mm at an angle of 90°
- Large work table, 300 x 300 mm, to ensure safe work, even with large work pieces
- Maximum throat 200 mm
- Steplessly adjustable saw table up to 45° – ideal for mitre cuts
- Ball-bearing mounted guides ensure exact results
- Connection for external dust extraction
- Compact design – ideal as a space-saving table model
- Saw band speed 880 m/min
- Dustproof on/off safety switch
- Suitable for conventional saw bands with a width of 7 to 12 mm
- Includes mitre gauge and push stick

**INCLUDED****SPECIFICATIONS**

Dimensions L x W x H	380 x 440 x 685mm
Table size	300 x 380 – 540 mm
Table adjustment	0° – 45°
Band wheel Ø	200 mm
Saw blade length	1400 mm
Cutting speed	880 m/min
Thickness capacity / width	80 / 200 mm
Motor	230 – 240 V~
Input	350 W

LOGISTICAL DATA

Weight net / gross	14,75 / 16,6 kg
Packaging dimensions	720 x 260 x 350 mm
Article number	5901513901
Barcode	4046664231295
20 Container	384 pcs
40 Container	768 pcs
40 HQ Container	917 pcs



APPLICATIONS

Ripping



Angular cut



Curved cut



The sturdy saw table is perfect for extra large work pieces.




PRODUCT DETAILS

Cutting height



Throat



Saw band length



Saw band width



Saw band speed



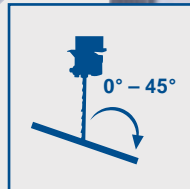
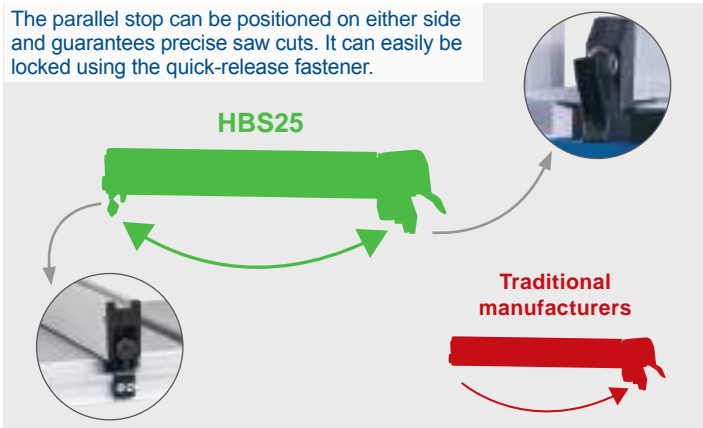
Band wheel diameter



Angular cuts can be quickly and easily carried out, thanks to the saw table that can be steplessly adjusted.



The parallel stop can be positioned on either side and guarantees precise saw cuts. It can easily be locked using the quick-release fastener.



EXAMPLES OF USE

Both softwood and hardwood can be easily processed with the HBS25.



Even delicate work can be effortlessly implemented, thanks to the different saw band widths.

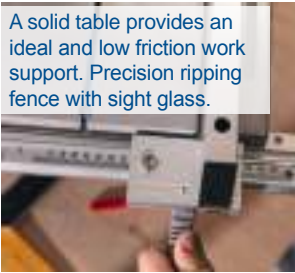


8" PROFESSIONAL BAND SAW

- 300 W induction motor with consistent cutting speed for precise cutting results
- Hardened precision 3-roller guide above and below the table
- Upper saw band guidance can be height-adjusted using toothed rack
- Balanced, polished band wheels with rubber facing
- Sturdy 313 x 302 mm aluminium work table
- Work table with angle scale can be continuously adjusted from 0° to 45° for mitre angle
- Thickness capacity 100 mm, throat 195 mm
- Precision fence with quick-release fastener, can be used on the left/right of the saw band
- Height-adjustable saw blade guard
- Dustproof on/off safety switch
- Connection for external dust extraction



A solid table provides an ideal and low friction work support. Precision ripping fence with sight glass.



Impressive cutting height of 100 mm.



Triple roller precision blade guidance system. Fitted above and below table.

**SPECIFICATIONS**

Dimensions L x W x H	450 x 500 x 700 mm
Table size	313 x 302 mm
Table adjustment	0° – 45°
Band wheel diameter	200 mm
Saw blade length	1490 mm
Cutting speed	880 m/min
Thickness capacity / width	100 / 195 mm
Motor	230 – 240 V~
Input	300 W

LOGISTICAL DATA

Weight net / gross	18 / 21 kg
Packaging dimensions	783 x 415 x 335 mm
Article number	1901501901
Barcode	4014915079002
20 Container	268 pcs
40 Container	536 pcs
40 HQ Container	600 pcs



APPLICATIONS

Ripping



Angular cut

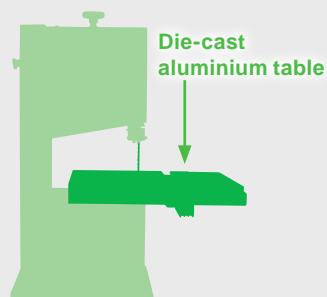


Curved cut

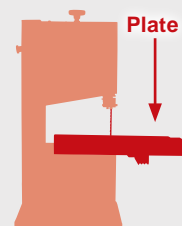


„The sturdy aluminium die-cast table is perfect for extra large work pieces.“

BASA1



Traditional manufacturers



PRODUCT DETAILS

Cutting height



Throat



Saw band length



Saw band width



Saw band speed



Band wheel diameter




Angular cuts can be implemented easily and quickly thanks to the saw table that can be steplessly adjusted



The balanced and polished band wheels with rubber facing ensure excellent smooth operation and precise guidance of the saw band



Thanks to the extraction connection, practically dust-free working is possible during the sawing process.



EXAMPLES OF USE

Both softwood and hardwood can be easily-processed with the BASA1.



Even delicate work can be effortlessly implemented, thanks to the different saw band widths.



Scheppach BASA3

Oberklasse 1,3
Heimwerker Praxis 1/22
 Preisleistung: sehr gut

Testsieger
Heimwerker Praxis 1/22

360°


12" PROFESSIONAL BAND SAW

- Unique vario drive adjustable from 370 to 750 m/min
- Sturdy cast-iron table tiltable from -8° to +45°
- Triple roller precision blade guidance system above and below the table
- Balanced and ground band wheels with rubber facing
- Quick-clamping lever for saw blade
- Maximum cutting height: 205 mm
- Throat 306 mm
- Precision fence with magnified scale which can be set both left and right of saw blade
- Base frame with wheel kit included

2 power settings

220 – 240 V~ / 50 Hz	400 V~ / 50 Hz
1100 W	1100 W



QUICK CLAMPING SYSTEM

Quick-lock clamping system for minimum down time when changing bandsaw blade.



Cutting height adjustment using hand wheel.



Leg stand with wheel kit included. Note the convenient pull out handle for easy manoeuvrability.



INCLUDED

LOGISTICAL DATA

Weight net / gross	79 / 84.5 kg	
Packaging dimensions	1150 x 620 x 420 mm	
Article number	1901503901 (230 V)	1901503902 (400 V)
Barcode	4014915079019	4014915079026
20 Container	72 pcs	
40 Container	144 pcs	
40 HQ Container	180 pcs (with palette)	

SPECIFICATIONS

Dimensions L x W x H	610 x 1030 x 1660 mm	
Table size	548 x 400 mm	
Table adjustment	-8° – 45°	
Band wheel diameter	315 mm	
Saw blade length	2360 mm	
Cutting speed	370 – 750 m/min	
Thickness capacity / width	205 / 306 mm	
Motor	220 – 240 V~	400 V
Input	1100 W	



APPLICATIONS

Ripping



Angular cut



Curved cut




PRODUCT DETAILS

Cutting height



Throat



Saw band length



2360 mm

Saw band width



3.5 – 16 mm

Vario drive




370 – 750 m/min

Band wheel diameter



315 mm

Precision fence with magnified scale. Can be used on the left or on the right side of the saw blade.

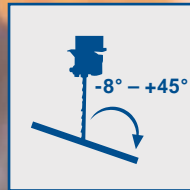


VARIO DRIVE




Unique vario drive. Adjustable speeds from 370 to 750 m/min.

Angle adjustment using tilt unit



Triple roller precision blade guidance system. Fitted above and below table.



EXAMPLES OF USE

Both softwood and hardwood can be easily processed with the BASA3.



Even delicate work can be effortlessly implemented, thanks to the different saw band widths.



15" PROFESSIONAL BAND SAW

- Two speeds 700 and 1000 rpm for the most varying materials
- Sturdy cast-iron table tiltable from -17° to +45°
- Triple roller precision blade guidance system above and below the table
- Adjustable saw band guide via toothed rack
- Balanced and grinded band wheels with rubber facing
- Quick-clamping lever for saw blade
- Maximum cutting height: 250 mm
- Throat 375 mm
- Precision fence with magnified scale which can be set both left and right of saw blade
- Base frame with wheel kit included
- User-friendly table angle adjustment using innovative hand wheel and tilt unit

2 power settings

230 – 240 V~ / 50 Hz	400 V~ / 50 Hz
1500 W	1500 W



360°




Two speeds 700 and 1000 rpm for a variety of materials.




QUICK CLAMPING SYSTEM

Quick-lock clamping system for minimum down time when changing bandsaw blade.



INCLUDED



LOGISTICAL DATA

Weight net / gross	107 / 114 kg	
Packaging dimensions	1390 x 710 x 480 mm	
Article number	5901504901 (230 V)	5901504902 (400 V)
Barcode	4046664064015	4046664064022
20 Container	48 pcs	
40 Container	96 pcs	
40 HQ Container	96 pcs	

SPECIFICATIONS

Dimensions L x W x H	1050 x 600 x 1940 mm	
Table size	400 x 548 mm	
Table adjustment	-17° – +45°	
Band wheel diameter	380 mm	
Saw blade length	2895 mm	
Cutting speed	700 / 1000 m/min	
Thickness capacity / width	250 / 375 mm	
Motor	230 – 240 V~	400 V
Input	1500 W	



APPLICATIONS

Ripping



Angular cut



Curved cut



Leg stand with wheel kit included. Note the convenient pull out handle for easy manoeuvrability.



PRODUCT DETAILS

Cutting height



Throat



Saw band length



Saw band width



2 Saw band speeds



Band wheel diameter




Patented table tilting mechanism. Tilting range from -17° to $+45^\circ$ degrees with precise single hand setting control.



The sturdy saw table made of grey cast iron is robust and perfectly supports the sawing process.



Triple roller precision blade guidance system. Fitted above and below table.



EXAMPLES OF USE

Both softwood and hardwood can be easily processed.



Even delicate work can be effortlessly implemented, thanks to the different saw band widths.



HBS30

1



	Description	Article number	Barcode
1 Bandsaw blade	1425 x 6.35 x 0.3 mm, 10 T/in	f	4014915223795
2 Bandsaw blade	1425 x 6.35 x 0.3 mm, 15 T/in	7901504610	4014915223801
3 Bandsaw blade	1425 x 6.35 x 0.3 mm, 6 T/in	7901504611	4014915226666

HBS261

1



	Description	Article number	Barcode
1 Bandsaw blade	13 x 0.35 x 1790 mm, 6 T/in	7901505702	4014915229797

HBS400

1



	Description	Article number	Barcode
1 Mitre gauge	-60° to +60°	4901501701	4046664038177
2 Bandsaw blade	13 x 0.5 x 2240 mm, 4 T/in	7901501601	4014915229803
3 Bandsaw blade	6 x 0.5 x 2240 mm, 6 T/in	7901501602	4014915229810
4 Bandsaw blade	6 x 0.35 x 2240 mm, 24 T/in	7901501603	4014915229827

2



3



4



BASA1

1



	Description	Article number	Barcode
1 Mitre gauge	-60° to +60°	7901501001	4046664042648
2 Bandsaw blade	10 x 0.36 x 1490 mm, 4 T/in	7901504612	4014915229834
3 Bandsaw blade	10 x 0.36 x 1490 mm, 14 T/in	7901501604	4014915229841
4 Bandsaw blade	6 x 0.36 x 1490 mm, 24 T/in	7901501605	4014915229865
5 Bandsaw blade	6 x 0.36 x 1490 mm, 6 T/in	7901501606	4014915229872
6 Bandsaw blade	3 x 0.45 x 1490 mm, 14 T/in	7901501607	4014915229896

2



3



4



5



6



BASA3

	Description	Article number	Barcode
1 Bandsaw blade	12 x 0.5 x 2360 mm, 4 T/in	7901501608	4014915229889
2 Bandsaw blade	4,5 x 0.36 x 2360 mm, 14 T/in	7901501609	4014915229902
3 Bandsaw blade	6 x 0.5 x 2360 mm, 6 T/in	7901501610	4014915230250
4 Bandsaw blade	6 x 0.65 x 2360 mm, 22 T/in	7901501611	4014915229858
5 Bandsaw blade	12 x 0.5 x 2360 mm, 6 T/in	7901501612	4014915229919
6 Bandsaw blade	15 x 0.5 x 2360 mm, 4 T/in	7901501613	4014915229926



BASA4

	Description	Article number	Barcode
1 Bandsaw blade	10 x 0.05 x 2895 mm, 4 T/in	7901501614	4014915229933
2 Bandsaw blade	6 x 0.5 x 2895 mm, 6 T/in	7901501615	4014915229940
3 Bandsaw blade	15 x 0.5 x 2895 mm, 4 T/in	7901501616	4014915229957




	Description	Article number	Barcode
1 Safety push stick		7901302701	4046664064190



WALL CHASER

- Ideal for chases in concrete, brickwork, render or plaster
- **Powerful 2250 W motor**, 5000 rpm
- \varnothing 125 mm diamond cutting wheel
- **Stepless, tool-free cutting depth adjustment** ensures maximum flexibility 0 to maximum 40 mm cutting depth, thanks to dual gears
- Adaptable cutting width adjustment with up to 4 cutting wheels for narrow and wide chases from 8 to 40 mm
- Easy cutting wheel replacement, thanks to spindle lock
- **Soft-start** is gentle on the motor and protection against overload ensures a long service life
- Large working radius, thanks to 4 m cable
- **Electronic feedback circuitry** ensures uniform, reliable power even when subjected to load
- Additional guide wheels on the sides allow precise guidance of the tool
- **Ergonomic and compact design** with soft-grip surface and 2-hand operation
- Connection for external dust extraction
- **Includes 4 diamond cutting wheels \varnothing 125 mm**

ELECTRONIC
FEEDBACK
CIRCUITRY



SOFT-
START



SPECIFICATIONS

Dimensions L x W x H	465 x 211 x 151 mm
Cutting wheel diameter	125 mm
Speed	5000 min ⁻¹
Groove width	8 – 40 mm
Groove depth	0 – 40 mm
Motor	220 – 240 V~ / 50 Hz
Input	2250 W

LOGISTICAL DATA

Weight net / gross	5,5 / 7,2 kg
Packaging dimensions	520 x 288 x 182 mm
Article number	5902602901
Barcode	4046664233558
20 Container	960 pcs
40 Container	2088 pcs
40 HQ Container	2349 pcs

APPLICATION EXAMPLES OF CHASES IN



Bricks



Cement



Plaster

PRODUCT DETAILS

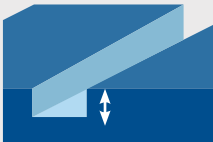
Overload protection



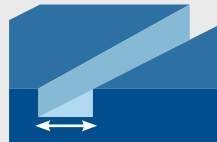
Soft-start



Groove depth 0 – 40 mm



Groove width 8 – 40 mm



Powerful motor
1900 W



Cutting wheel diameter
125 mm



Ergonomic handling with
soft-grip surface




Additional guide wheels on the sides allow precise guidance of the tool.



Easy cutting wheel replacement, thanks to spindle lock.



Stepless, tool-free cutting depth adjustment ensures maximum flexibility 0 to maximum 40 mm cutting depth, thanks to dual gears.



Adaptable cutting width adjustment with up to 4 cutting wheels for narrow and wide chases from 8 to 40 mm.

PAINT REMOVER

- Practical paint remover for quick and environmentally friendly removal of paint and varnish from flat timber surfaces such as stairs, windows, wooden furniture etc.
- Low wear and quick work progress compared with conventional sanders
- Stepless adjustment of the removal depth from 0 to 0.3 mm
- Powerful 720 W motor
- Ergonomic handling, thanks to soft-grip surface
- Flexibly adjustable handle ensures safe work close to edges
- Robust and durable carbide reversible blades
- Borderless removal, directly on edges and areas that are hard to access
- Low-dust working, thanks to connection for dust extraction
- Includes 4 reversible blades (pre-assembled) and an extraction adapter



SPECIFICATIONS

Dimensions L x W x H	330 x 130 x 88 mm
Removal width	80 mm
Speed	10.000 min ⁻¹
Removal width	0 – 0,3 mm
Lateral removal height	27 mm
Motor	230 V~ / 50 Hz
Input	720 W

LOGISTICAL DATA

Weight net / gross	2,5 / 3,1 kg
Packaging dimensions	350 x 150 x 100 mm
Article number	5914901901
Barcode	4046664233640
20 Container	4480 pcs
40 Container	8320 pcs
40 HQ Container	8320 pcs

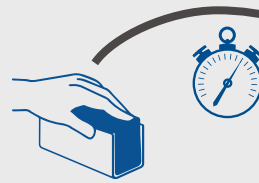


EXAMPLES OF USE SUITABLE FOR FLAT SURFACES

For the removal of paint / varnish / residual adhesive



Up to **70% time saved** compared with conventional working techniques.



Conventional working techniques



PRODUKT-DETAILS

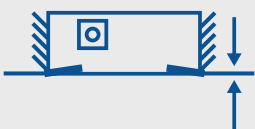
Speed
10.000 min⁻¹



Easy operation




Removal width 0 – 0,3 mm



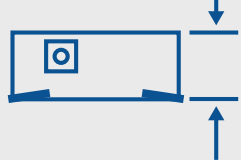
Powerful motor
720 W



Removal width 80 mm



Lateral removal height
27 mm



Ergonomic handling,
thanks to soft-grip surface



Low-dust working, thanks to
connection for dust extraction



Flexibly adjustable handle ensures safe work close to edges.



Low wear and quick work progress compared with conventional sanders.



Borderless removal, directly on edges and areas that are hard to access.



Stepless adjustment of the removal depth from 0 to 0.3 mm.




Robust and durable carbide reversible blades ensure quick work progress.

TABLE ROUTER

- Compact tabletop model
- Variable speed control from 11500 to 24000 rpm
- Collets with diameters of 6, 8 and 12 mm
- Powerful 1500-watt engine
- Comes with angular stop and large aluminium stops as standard
- Table width extensions on both sides, table size 610 x 360 mm
- Spindle height adjustable from 0 to 40 mm



Infinately variable
height adjustment

**SPECIFICATIONS**

Dimensions L x W x H	1030 x 450 x 530 mm
Table size	610 x 360 mm
Speed	11500 – 24000 rpm
Spindle height	0 – 40 mm
Table inserts	32 / 47.5 / 55 / 75 mm
Motor	230 – 240 V~ / 50 Hz
Input	1500 W

LOGISTICAL DATA


Weight net / gross	20.5 / 24 kg
Packaging dimensions	670 x 535 x 390 mm
Article number	5902106901
Barcode	4046664137771
20 Container	192 pcs
40 Container	408 pcs
40 HQ Container	408 pcs



EXAMPLES OF USE

SUITABLE FOR DIFFERENT TYPES OF MILLING

Rounding



Chamfering




Flush milling




Grooving



Profile milling



Glue milling



Standard accessories ensure maximum safety



Sturdy, large aluminium stops

Extra large support area for long work pieces

PRODUCT DETAILS

Variable Speed
11500 – 24000 min⁻¹



Easy operation



Stepless height adjustment without tools



Powerful 1500-watt engine




Maximum milling diameter 50 mm



Compact



Direct extraction possible to ensure dust-free work



Milling infeed up to 40 mm



Practical table model including fixing option

6, 8 and 12 mm Ø collet as standard, also suitable for the most demanding requirements.



8" PLANER / THICKNESSER

- Combined planer thicknesser for small workshops
- Powerful 1250 W motor for versatile use
- Compact table model
- Two high-speed planer knives for smooth and precise planing
- Vibration-absorbing rubber feet for secure positioning
- Easy height adjustment using hand crank

OPTIONAL ACCESSORIES

HSS PLANER KNIVES
Two-piece set



Article number: 3902202701
Barcode: 4046664000310

2IN1

- ✓ Planing
- ✓ Thicknessing

**SPECIFICATIONS**

Dimensions L x W x H	780 x 440 x 455 mm
Surfacing table size	737 x 210 mm
Thicknessing table size	350 x 204 mm
Number of blades	2
Planing shaft speed	8000 rpm

SURFACE PLANING

Plane width max.	204 mm
Stock removal max.	2 mm

THICKNESSING

Thickness capacity / width max.	120 / 204 mm
Stock removal max.	2 mm
Motor	230 V~ / 50 Hz
Input	1250 W

LOGISTICAL DATA

Weight net / gross	23 / 25 kg
Packaging dimensions	830 x 465 x 440 mm
Article number	5902205901
Barcode	4046664037477
20 Container	175 pcs
40 Container	350 pcs
40 HQ Container	420 pcs

360°





EXAMPLES OF USE

SUITABLE FOR WORK WITH SOLID WOOD AND SOFTWOOD

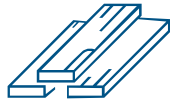
Planks



Beams



Boards



The planing table can be adjusted up to 45°. This means timber can be planed from 90 to 130°.



THICKENING



2 mm Chip take-off

2in1

Easy re-tooling

PLANING



The planing width is 204 mm and the thickness capacity 120 mm when using the planer thicknesser function.

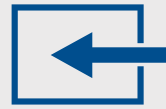


Work pieces of a maximum width of 204 mm can be planed reliably and accurately.



PRODUCT DETAILS

Powerful 1250 W motor



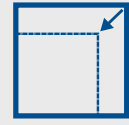
Planer fence rotatable 0-45°



Robust



Space-saving



Planing table 350 x 204 mm



Planing table dimensions 737 x 210 mm



Planing width 204 mm



Admission height 120 mm



8" PLANER / THICKNESSER

- Combined **planer thicknesser**
- High-performance **1500 W motor** for effortless planing and thicknessing
- Compact table model with a **thickness capacity / width of 120 and 204 mm**
- Two high-speed steel planer knives and a blade speed of 9000 rpm for smooth and precise planing
- Planer fence for precise angles of **90° to 135°**
- Vibration-absorbing rubber feet for sturdy positioning
- Precise height adjustment of the **thicknesser table using hand crank**

OPTIONAL ACCESSORIES


HSS PLANER KNIVES
Two-piece set



Article number: 3902202701
Barcode: 4046664000310



- ✓ Planing
- ✓ Thicknessing



SPECIFICATIONS

Dimensions L x W x H	770 x 435 x 460 mm
Surfacing table size	740 x 213 mm
Thicknessing table size	270 x 250 mm
Number of blades	2
Planing shaft speed	9000 rpm
SURFACE PLANING	
Plane width max.	204 mm
Stock removal max.	2.5 mm
THICKNESSING	
Thickness capacity / width max.	120 / 204 mm
Stock removal max.	2.0 mm
Motor	230 – 240 V~ / 50 Hz
Input	1500 W

LOGISTICAL DATA

Weight net / gross	24 / 29 kg
Packaging dimensions	850 x 455 x 430 mm
Article number	5902210901
Barcode	4046664087632
20 Container	160 pcs
40 Container	320 pcs
40 HQ Container	419 pcs



EXAMPLES OF USE

SUITABLE FOR WORK
WITH SOLID WOOD AND SOFTWOOD

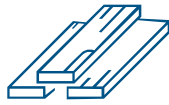
Planks



Beams




Boards



The HMS860 is perfect as a table model, thanks to the compact dimensions.



The HMS860 features a torsion-resistant, sturdy aluminium jointing fence. Traditional manufacturers merely have a metal stop.



PRODUCT DETAILS

Powerful
1500 W motor



Planer fence
rotatable 0-45°



Robust



Space-saving



Planing table
220 x max. 350 mm



Planing table dimensions
740 x 213 mm



Planing width
204 mm



Admission height
120 mm



Sturdy aluminium stop

Cutterblock features 2 blades
and a speed of 9000 rpm

2.5 mm take off during
planing and 2 mm
during thicknessing



The planing width is 204 mm and the thickness capacity 120 mm when using the planer thicknesser function.



Work pieces with a maximum width of 204 mm can be planed reliably and accurately.



10" PLANER / THICKNESSER

- Combined planer thicknesser for small workshops
- Powerful 1500 W motor for versatile use
- Compact table model with a thickness capacity / width of 120 and 254 mm
- Planer fence for precise angles of 90° to 135°
- Two high-speed planer knives for smooth, precise planing
- Easy height adjustment using knob

OPTIONAL ACCESSORIES

HSS PLANER KNIVES
Two-piece set



Article number: 3902203701
Barcode: 4046664001881



- ✓ Planing
- ✓ Thicknessing



SPECIFICATIONS

Dimensions L x W x H	960 x 460 x 485 mm
Surfacing table size	920 x 264 mm
Thicknessing table size	380 x 254 mm
Number of blades	2
Planing shaft speed	8500 rpm
SURFACE PLANING	
Plane width max.	254 mm
Stock removal max.	2 mm
THICKNESSING	
Thickness capacity / width	120 / 254 mm
Stock removal max.	2 mm
Motor	230 V~ / 50 Hz
Input	1500 W

LOGISTICAL DATA

Weight net / gross	26 / 30.5 kg
Packaging dimensions	1020 x 525 x 445 mm
Article number	5902206901
Barcode	4046664015253
20 Container	110 pcs
40 Container	230 pcs
40 HQ Container	276 pcs





EXAMPLES OF USE SUITABLE FOR WORK WITH SOLID WOOD AND SOFTWOOD

Planks



Beams




Boards



The HMS1070 is perfect as a table model, thanks to the compact dimensions




The HMS1070 features a torsion-resistant, sturdy aluminium jointing fence. Traditional manufacturers merely have a metal stop.



PRODUCT DETAILS

Powerful
1500 W motor



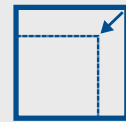
Planer fence
rotatable 0 – 45°



Robust



Space-saving



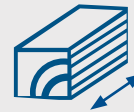
Planing table
380 x 254 mm



Planing table dimensions
920 x 264 mm



Planing width
254 mm



Admission height
120 mm



Sturdy aluminium stop

Cutterblock features 2 blades
and a speed of 8500 rpm

The planing width is 254 mm and the thickness capacity 120 mm when using the planer thicknessener function.



Work pieces with a maximum width of 254 mm can be planed reliably and accurately.



10" PLANER / THICKNESSER

- Combined planer thicknesser for small workshops
- High-performance **1500 W motor** for effortless planing and thicknessing
- Compact table model with an **with a thickness capacity / width of 120 / 254 mm**
- Two high-speed steel planer knives and apPlaning shaft speed of 9000 rpm for smooth and precise planing
- **Easy height adjustment** of the thicknesser table using hand crank
- Planer fence with **45° angle adjustment for precise angles of 90° to 135°**
- Vibration-absorbing rubber feet for sturdy positioning

OPTIONAL ACCESSORIES

HSS PLANER KNIVES
Two-piece set



Article number: 7902200608
Barcode: 4046664076582

2in1

- ✓ Planing
- ✓ Thicknessing

**SPECIFICATIONS**

Dimensions L x W x H	950 x 460 x 460 mm
Surfacing table size	920 x 264 mm
Thicknessing table size	350 x 270 mm
Number of blades	2
Planing shaft speed	9000 rpm
SURFACE PLANING	
Plane width max.	254 mm
Stock removal max.	2 mm
THICKNESSING	
Thickness capacity / width max.	120 / 254 mm
Stock removal max.	2 mm
Motor	230 – 240 V~ / 50 Hz
Input	1500 W

LOGISTICAL DATA

Weight net / gross	27 / 33 kg
Packaging dimensions	1020 x 525 x 445 mm
Article number	5902209901
Barcode	4046664073734
20 Container	116 pcs
40 Container	244 pcs
40 HQ Container	305 pcs



EXAMPLES OF USE

SUITABLE FOR WORK
WITH SOLID WOOD AND SOFTWOOD

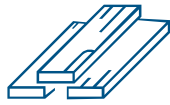
Planks



Beams




Boards



The HMS1080 is perfect as a table model, thanks to the compact dimensions




The HMS1080 features a torsion-resistant, sturdy aluminium jointing fence. Traditional manufacturers merely have a metal stop.



PRODUCT DETAILS

Powerful
1500 W motor



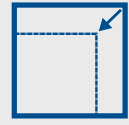
Planer fence
rotatable 0-45°



Robust



Space-saving



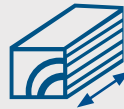
Planing table
350 x 270 mm



Planing table dimensions
920 x 264 mm



Planing width
254 mm



Admission height
120 mm



Sturdy aluminium stop

Cutterblock features 2 blades
and a speed of 9000 rpm

2 mm takeoff during
planing and 2 mm during
thicknessing



The planing width is 254 mm and the thickness capacity
120 mm when using the planer thicknesser function.



Work pieces with a maximum width of 254 mm
can be planed reliably and accurately.



2IN1

- ✓ Planing
- ✓ Thicknessing

OPTIONAL ACCESSORIES

HS PLANER KNIVES
TWO-PIECE SET**2x**Article number: 7902200611
Barcode: 4046664238652**260 MM PLANER / THICKNESSER**

- Combined planer thicknesser for processing planks, joists or boards
- Powerful, maintenance-free **2200 W induction motor**
- Planing width 260 mm / thickness capacity 160 mm
- Suitable for **softwood and hardwood**
- **Easy conversion from planer to thicknesser** without the need for tools
- **Convenient adjustment of the thickness capacity** using a hand crank
- Robust aluminium planer fence can be adjusted from 90 to 135° to ensure precise planing
- Planing table 1040 x 280 mm made of sturdy die-cast aluminium
- Planer thicknesser table 400 x 260 mm made of abrasion-resistant grey cast iron
- 2 high-speed steel planer knives, blade speed 6,500 rpm for smooth and precise planing
- **Low-dust working**, thanks to connection for dust extraction
- Base features transport handles and wheels to ensure sturdy positioning and easy transport



LOGISTICAL DATA

Weight net / gross	71 / 76 kg
Packaging dimensions	640 x 430 x 560 mm
Article number	5902214901
Barcode	4046664217589
20 Container	96 pcs
40 Container	192 pcs
40 HQ Container	256 pcs

SPECIFICATIONS

Dimensions L x W x H	1110 x 620 x 980 mm
Surfacing table size	1040 x 280 mm
Thicknessing table size	400 x 260 mm
Number of blades	2
Planing shaft speed	6500 min ⁻¹

SURFACE PLANING

Plane width max.	260 mm
Stock removal max.	3 mm

THICKNESSING

Thickness capacity / width max.	160 / 260 mm
Stock removal max.	3 mm
Motor	220 – 240 V~ / 50 Hz
Input	2200 W



EXAMPLES OF USE

SUITABLE FOR WORK
WITH SOLID WOOD AND SOFTWOOD

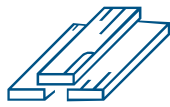
Planks



Beams




Boards



Base with transport handles and wheels to ensure sturdy positioning and easy transport.

Robust aluminium planer fence can be adjusted from 90 to 135° to ensure precise planing.




Traditional manufacturers

HMS1500

PRODUCT DETAILS

Powerful
2200 W motor



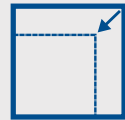
Planer fence
rotatable 90 - 135°



Robust



Space-saving



Planing table
400 x 260 mm



Planing table dimensions
1040 x 280 mm



Planing width
260 mm



Admission height
160 mm



Sturdy aluminium stop

2 blades and a speed 6500 min⁻¹

3 mm Takeoff

Easy conversion
from planer to
thicknesser without
the need for tools

2 high-speed steel planer knives, blade speed 6500 rpm for smooth and precise planing.



Convenient adjustment of the thickness capacity using a hand crank.



12" THICKNESSER

- High-performance 1500 W motor
- **Powerful feed mechanism** ensures easy work
- Compact, yet high-performance table model with handles for easy transport
- **Thickness capacity / width of 152 / 330 mm**
- Two high-speed steel planer knives and a blade speed of 8500 rpm for smooth and precise planing
- Comfortable **height adjustment using hand crank and measurement scale**
- Steel plate thicknessing table with extension 330 x 630 mm
- **Feed speed of 7.4 m/min for quick progress**
- **Diameter of the cutter 48 mm, 2 planer knives**
- Dustproof on/off safety switch

OPTIONAL ACCESSORIES

HSS PLANER KNIVES
Two-piece set



Article number: 7902200607
Barcode: 4046664073666



360°



Steel plate thicknessing table with extension

LOGISTICAL DATA

Weight net / gross	30.5 / 33 kg
Packaging dimensions	630 x 410 x 480 mm
Article number	5902208901
Barcode	4046664073659
20 Container	240 pcs
40 Container	480 pcs
40 HQ Container	510 pcs

SPECIFICATIONS

Dimensions L x W x H	630 x 580 x 500 mm
Number of blades	2
Motor speed	21000 rpm
Cutterblock speed	8500 rpm
Clearance depth / width max.	152 mm / 330 mm
Stock removal max.	2.8 mm
Motor	230 V~ / 50 Hz
Input	1500 W



EXAMPLES OF USE

SUITABLE FOR WORK
WITH SOLID WOOD AND SOFTWOOD

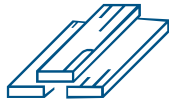
Planks



Beams



Boards



Particularly clean planing is achieved with the cutterblock speed and two planer knives.



Ideal for mobile use, thanks to two transport handles on the housing.



Timber with a maximum size of 330 x 152 mm can be precisely processed using the PLM1800.



PRODUCT DETAILS

Planer shaft diameter
48 mm



Takeoff
to 2,8 mm



Robust



Transportable



2 knives in
the cutterblock



Feed



Planing width
330 mm



Admission height
152 mm



Large loading and unloading tables are the perfect support for long work pieces.



The planing height can be read clearly and adjusted accurately, thanks to the hand crank and easily legible scale.

3IN1

- ✓ Extractor
- ✓ Vacuum cleaner
- ✓ Inflator

360°

OPTIONAL ACCESSORY


DUST BAG



Article number: 3906307701
Barcode: 4046664026181

**INCLUDED**

Is identical with HD2P

**SPECIFICATIONS**

Dimensions L x W x H	435 x 345 x 230 mm
Air capacity	120 m ³ /h
Filling capacity	5 L
Filter size	350 x 250 mm
Hose Ø / length	40 / 2000 mm
Filter rating	3 µm
Motor	220 - 240 V~ / 50/60 Hz
Input	1250 W

LOGISTICAL DATA

Weight net / gross	5 / 6.5 kg
Packaging dimensions	475 x 385 x 245 mm
Article number	5906301901
Barcode	4046664023616
20 Container	648 pcs
40 Container	1350 pcs
40 HQ Container	1500 pcs

CHIP EXTRACTION SYSTEM

- High-performance 1250 W Motor
- Comprehensive set of accessories, can be stowed conveniently in its case
- Flat nozzle, drilling aid attachment and inflation nozzle for versatile use
- Shatterproof plastic housing
- Comfortable transport handle
- Perfect for DIY and trade



EXAMPLES OF USE SUITABLE FOR

Car



Machine



Construction site



Household



Dust caused by drilling



Sawdust



Particulate matter



House dust

Thanks to its compact design, the HD2P is also ideally suitable for mobile use.

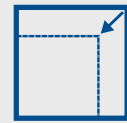


PRODUCT DETAILS

5 l filling quantity



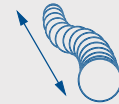
Space-saving



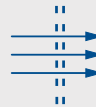
3 Micron



2000 mm Hose length



Air power 120 m³/h



Partial vacuum 20 KPA



1250 Watt Motor



Filter area



VERSATILE USE 3IN1



Vacuum cleaning



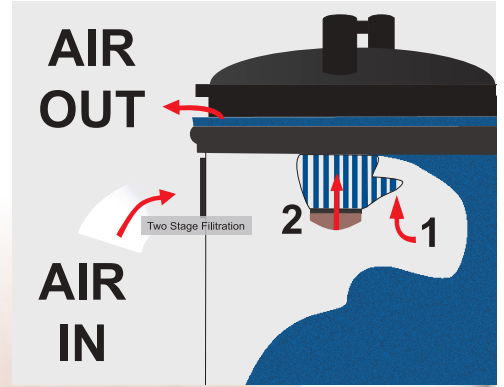
Inflating



Dust extraction

65 L CHIP EXTRACTION SYSTEM

- Clean air thanks to the **5 micron filtration**
- **Compact and light**, making it easy to store and to transport
- **100 mm hose connection incl. a four-piece adapter set** for all small devices
- Robust metal container with handle
- **Filter cartridge and four paper filters included**
- Powerful **1200 W motor**



5 MICRON
 μ
FILTER POWER



INCLUDED

SPECIFICATIONS

Dimensions L x W x H	400 x 400 x 750 mm
Suction connector Ø	100 mm
Hose length	2000 mm
Air power	215 m³/h
Vacuum max.	25 kPa
Filter surface	0.3 m²
Container	65 L
Motor	220 - 240 V~ / 50/60 Hz
Input	1200 W

LOGISTICAL DATA

Weight net / gross	6 / 8 kg
Packaging dimensions	405 x 405 x 710 mm
Article number	5906306901
Barcode	4046664123132
20 Container	252 pcs
40 Container	522 pcs
40 HQ Container	582 pcs



EXAMPLES OF USE

SUITABLE FOR

Band saw



Circular saw



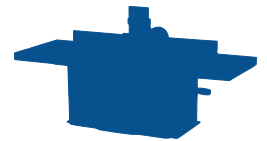
Grinding machine



Planing machine



Milling machine



And many other applications



Wood dust chippings



Sawdust



Particulate matter



Woodturning chippings

Compared with conventional units, the DC100 offers **30% more container volume**.

Traditional manufacturers



30%
more container
volume

DC100



PRODUCT DETAILS

Stable, robust metal construction



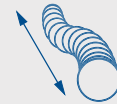
4-piece adapter set



Compact design



2000 mm hose length



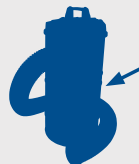
Air power 215 m³/h



Vacuum 25 kPa



65 L container



Filter surface

0,3 m²

The adapter set allows connection to different handheld as well as stationary machines



Thanks to its compact dimensions of 400 x 400 x 750 mm, the DC100 can be set up anywhere



75 L CHIP EXTRACTION SYSTEM

- Flexible extraction hose of 2 metres with a connection hose diameter of 100 mm
- Incl. a four-piece adapter set for all small devices
- Robust metal frame with a bracket for hanging the filter bag
- A large collection bag with 75 litres minimises emptying
- Designed for large amounts of dust and chips
- Easy to transport thanks to wheel kit

550 W motor

Air power
1150 m³/h

75 L collection bag

Wheels

2 metres
connection hose**INCLUDED****SPECIFICATIONS**

Dimensions L x W x H	650 x 446 x 1430 mm
Suction connector Ø	100 mm
Hose length	2000 mm
Air power	1150 m ³ /h
Partial vacuum	900 Pa
Filter area	ca. 1m ²
Filling capacity	75 L
Motor	220 - 240 V~ / 50 Hz
Input	550 W

LOGISTICAL DATA

Weight net / gross	14 / 16 kg
Packaging dimensions	750 x 460 x 420 mm
Article number	5906307901
Barcode	4046664127413
20 Container	190 pcs
40 Container	390 pcs
40 HQ Container	465 pcs



EXAMPLES OF USE SUITABLE FOR

Band saws



Circular saws



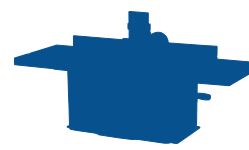
Grinding machines



Planing machines



Milling machine



And many other applications



Wood dust chippings



Sawdust



Particulate matter



Woodturning chippings

Compared with conventional units, the DC500 chipping bag offers **15% more collection volume**.

traditional manufacturers



15 %
more collection volume

DC500



PRODUCT DETAILS

Stable, robust metal construction



Transportable



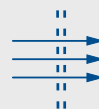
Four-piece adapter set



2000 mm Hose length



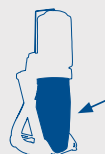
Air power 1150 m³/h



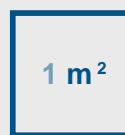
Partial vacuum 900 pa



75 litre chipping bag



Filter area



Thanks to its extraction capacity of 1150 m³/h, the extraction system ensures working in particularly low-dust conditions



The adapter set allows connection to different handheld as well as stationary machines

HD2P**1**

	Description	Article number	Barcode
1 Dust bag		3906307701	4046664026181

**DC100**

	Description	Article number	Barcode
3 Adapter kit		75200703	4014915096221
4 HEPA filter		7906300706	4014915229186
5 Dust bag kit	5 pcs	7906300705	4014915229179

1**2****3**

DC500

	Description	Article number	Barcode
1 Flat cleaning nozzle	Flat, for cleaning machine and area, connector diameter 100 mm, suction port 140 x 30 mm	75206003	4014915018230
2 Hose extension coupling	Ø 100 mm, incl. 2 hose clamps	75003300	4014915017905
3 Filter bag needle felting		3906301013	4046664003762
4 Dust bags	1000 x 550 mm, transparent, Set = 20 pcs	75001500	4014915017837
5 Adapter kit		75200703	4014915096221



	Description	Article number	Barcode
1 Flexible vacuum adapter	7-steps 35 – 150 mm	7906300703	4046664069454



HEAVY DUTY AIR FILTER

- Extremely energy-saving 110 watt motor
- Air power 740 m³/h
- Ultra-quiet operation with max. 60 dB
- Filtration of fine dust particles of up to 1 µm
- Three different settings to ideally adapt to current requirements
- Timer for run-on and automatic switch-off
- Suitable for workplaces of up to 400 m²
- Can be conveniently and space-savingly mounted under the ceiling
- Practical remote control is included



OPTIONAL ACCESSORY

INTERNAL AIR FILTER

2x

Order No: 7903000701
Barcode:
4014915229377

EXTERNAL AIR FILTER

2x

Order No: 7903000702
Barcode:
4014915229384

AIR FILTER SET

1x

Order No: 7903000703
Barcode:
4014915229391



Air power 740 m³/h

Low noise level of 50 dB



Fan speed can be adjusted in 3 steps



INCLUDED



SPECIFICATIONS

Dimensions L x W x H	495 x 435 x 265 mm
Air flow	600m ³ /h / 675m ³ /h / 740m ³ /h
Adjustable switch-off times	60 min / 120 min / 240 min
Filter surface plate filter	0,1 m ²
Filter surface internal filter	0,1 m ²
Volume	50dB / 55dB / 60dB
Motor	220 – 240 V~
Input	110 W

LOGISTICAL DATA

Weight net / gross	8 / 10 kg
Packaging dimensions	575 x 480 x 325 mm
Article number	5903001901
Barcode	4046664129561
20 Container	324 pcs
40 Container	672 pcs
40 HQ Container	768 pcs

Excellent air filter capacity of 600 – 740 m³/h (3 levels) therefore suitable for workshops of up to 400 m²



Filtration of particulate matter of 1 µm (external filter 5 µm / internal filter 1 µm)

PRODUCT DETAILS

Tool-free filter replacement



Can be ceiling-mounted



Extremely quiet operation



Lag timer & automatic switch-off




For workshops of up to 400 m²



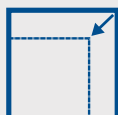
Practical remote control



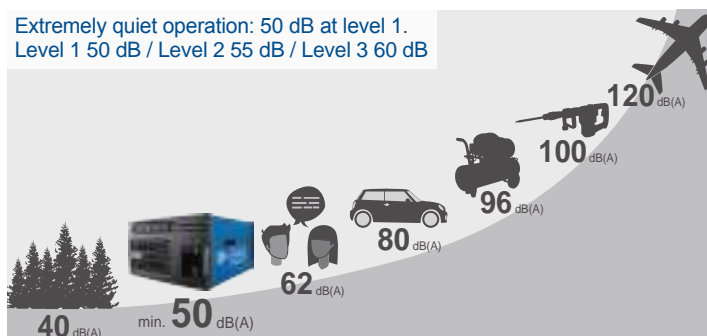
Cleaning of particulate matter



Space-saving design



Extremely quiet operation: 50 dB at level 1.
Level 1 50 dB / Level 2 55 dB / Level 3 60 dB



WOOD LATHE

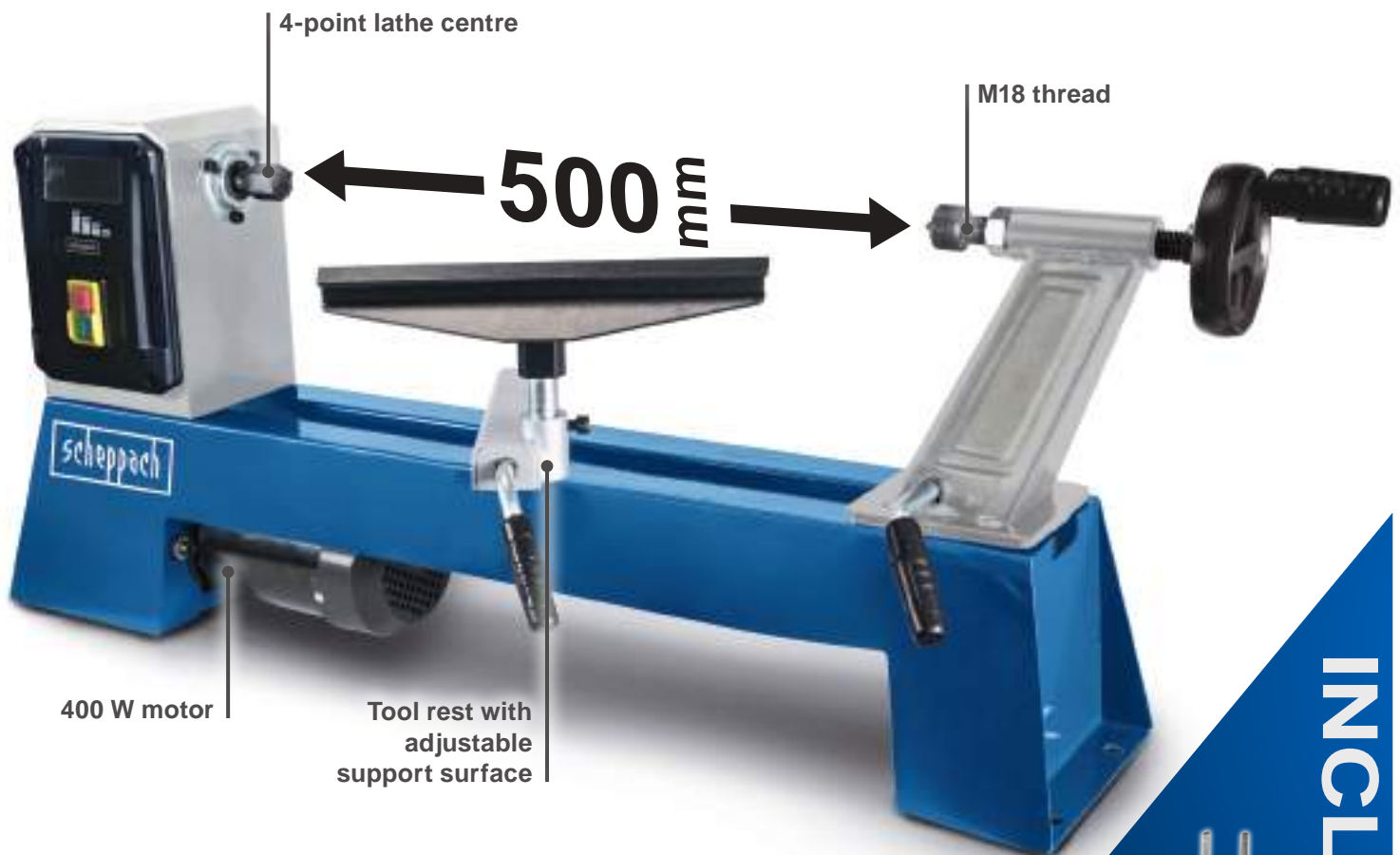
- Compact and transportable wood-turning lathe with solid steel bed
- Smooth running 400 W induction motor with 4 speed levels
- Idle speeds 890 / 1260 / 1760 / 2600 rpm
- Headstock with M18 thread, including 4-edge live centre
- Bed height 175 mm
- Stability thanks to the weight of 18 kg to allow vibration-free working
- Tool rest with adjustable support surface
- Max. size of workpiece 350 x 500 mm

OPTIONAL ACCESSORY

WOODEN TURNING TOOLS
8-piece-set



Article number: 7902301601
Barcode: 4014915225119



INCLUDED

SPECIFICATIONS

Dimensions L x W x H	890 x 325 x 415 mm
Bed height	175 mm
Speed	890 / 1260 / 1760 / 2600 rpm
Spindle head thread	M 18
Max. Ø	350 mm
Distance between centres	500 mm
Motor	230 – 240 V~ / 50 Hz
Engine power	400 W

LOGISTICAL DATA

Weight net / gross	18 / 19 kg
Packaging dimensions	910 x 305 x 435 mm
Article number	5902307901
Barcode	4046664115137
20 Container	224 pcs
40 Container	455 pcs
40 HQ Container	546 pcs



EXAMPLES OF USE SUITABLE FOR

Long timber



Crosspiece




The DM500T is suitable for various projects.



A compact and mobile design

890 x 325 x 415 mm



Large tool support is freely adjustable



Speed adjustable using belt 890 - 1260 - 1760 - 2600 U/min



PRODUCT DETAILS

Spindle head thread
M18 x 2.5 mm pitch



Max. work piece diameter 350 mm



Smooth 400 W
induction motor



Centre with 4 prongs + live centre



Max. work piece size 500 mm



Solid steel bed / smooth-running
/ low vibration



WOOD LATHE

- Compact and transportable wood-turning lathe with solid steel bed
- Smooth running 400 W induction motor with 4 speed levels
- Idle speeds 890 / 1260 / 1760 / 2600 rpm
- Headstock with M18 thread, including 4-edge live centre
- Bed height 175 mm
- Stability thanks to the weight of 20 kg to allow vibration-free working
- Tool support with adjustable support surface
- Max. size of workpiece 350 x 1000 mm

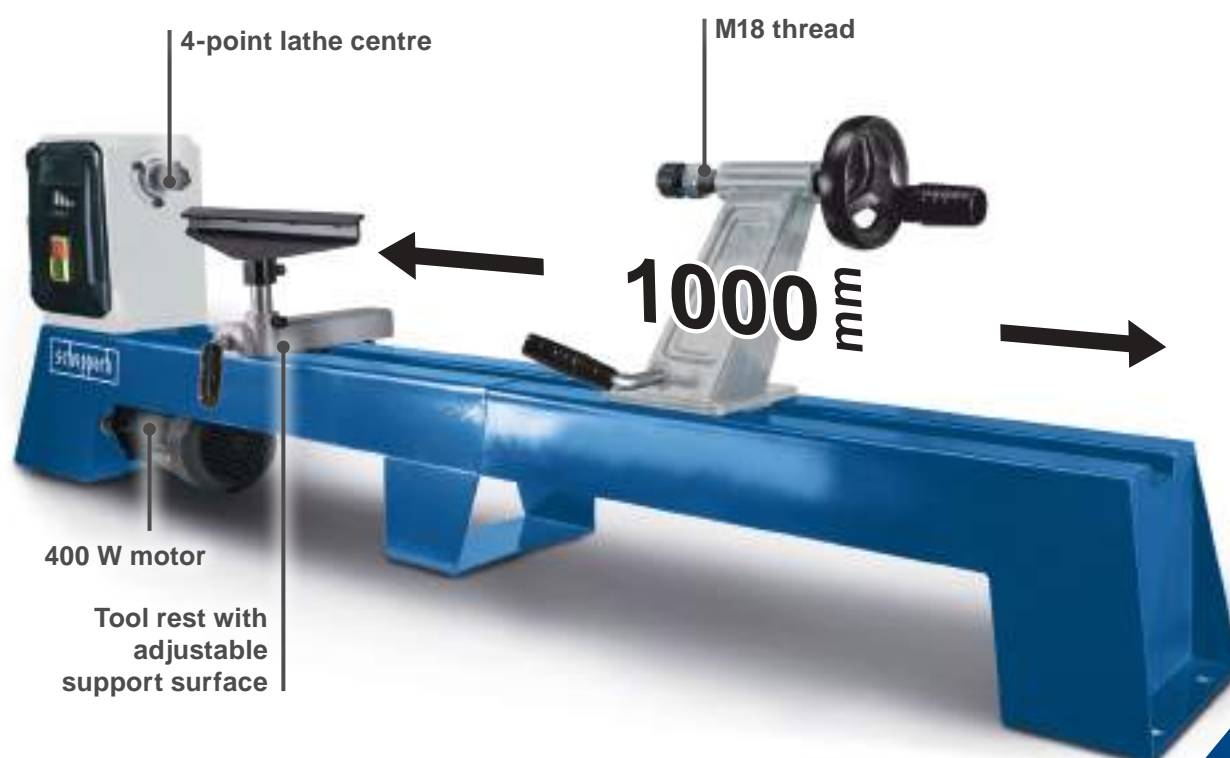
OPTIONAL ACCESSORY

WOODEN TURNING TOOLS
8-piece-set

8x



Article number: 7902301601
Barcode: 4014915225119



INCLUDED



SPECIFICATIONS

Dimensions L x W x H	1375 x 325 x 415 mm
Bed height	175 mm
Speed	890 / 1260 / 1760 / 2600 rpm
Spindle head thread	M 18
Max. Ø	350 mm
Distance between centres	1000 mm
Motor	230 – 240 V~ / 50 Hz
Engine power	400 W

LOGISTICAL DATA

Weight net / gross	20 / 22 kg
Packaging dimensions	810 x 258 x 415 mm
Article number	5902306901
Barcode	4046664113874
20 Container	280 pcs
40 Container	560 pcs
40 HQ Container	660 pcs



EXAMPLES OF USE SUITABLE FOR

Long timber



Crosspiece



The DM1100T is suitable for various projects.



A compact and mobile design

1375 x 325 x 415 mm

Large tool support is freely adjustable

Speed adjustable using belt 890 - 1260 - 1760 - 2600 U/min

PRODUCT DETAILS

Spindle head thread
M18 x 2.5 mm pitch



Max. work piece diameter 350 mm



Smooth 400 W
induction motor



Centre with 4 prongs + live centre



Max. work piece size 1000 mm



Solid steel bed / smooth-running
/ low vibration



WOOD LATHE

- Powerful 550 W motor with stepless electronic speed control
- Variable speed 800 - 3000 rpm
- Headstock with M18 thread incl. 4-point lathe centre and face plate
- Tailstock with quick locking lever and rotating spindle head
- Tool rest with adjustable support surface
- Includes face plate (Ø 80 mm), 2 open-end wrenches, Material for mounting the work bench

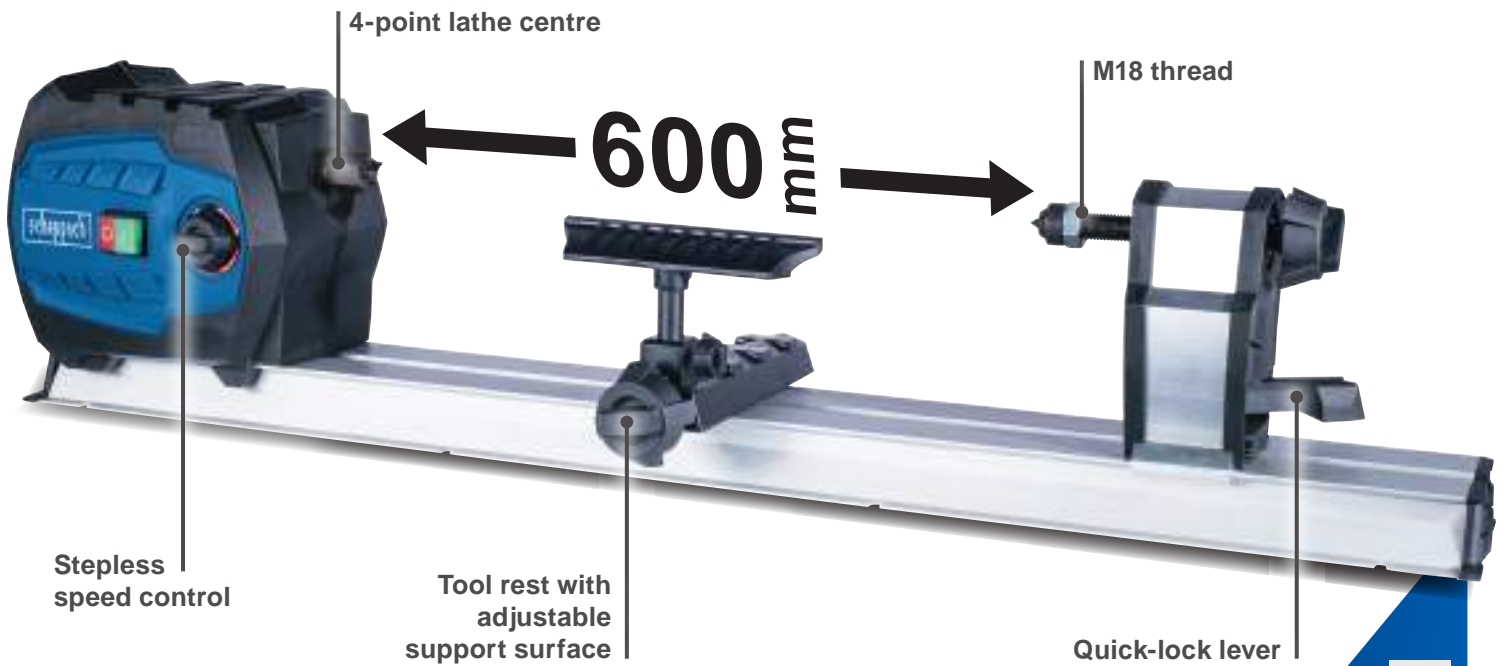
OPTIONAL ACCESSORY

WOODEN TURNING TOOLS
8-piece-set


8x

Article number: 7902301601
Barcode: 4014915225119

360°



Face plate Ø 80 mm



INCLUDED

SPECIFICATIONS

Dimensions L x W x H	980 x 200 x 240 mm
Bed height	125 mm
Speed	800 – 3000 rpm
Spindle head thread	M 18
Max. Ø	250 mm
Distance between centres	600 mm
Motor	220 – 240 V~
Engine power	550 W

LOGISTICAL DATA

Weight net / gross	6.7 / 8.6 kg
Packaging dimensions	1020 x 210 x 270 mm
Article number	5902305901
Barcode	4046664090038
20 Container	452 pcs
40 Container	972 pcs
40 HQ Container	1088 pcs



EXAMPLES OF USE SUITABLE FOR

Long timber



Crosspiece



Stepless speed

Adjustable from
800 – 3000 rpm

A compact and mobile design

1010 x 154 x 215 mm

The DM600Vario is suitable
for various projects.



PRODUCT DETAILS

Spindle head thread
M18 x 1.5 mm pitch




Max. work piece diameter 250 mm



Smooth 550 W
induction motor



Centre with 4 prongs + live centre



Max. work piece size 600 mm



Aluminium bed / lightweight
/ easy to transport



10" WET GRINDING SYSTEM

- Ideal choice for all craftsmen and training workshops
- **Solid, powder-coated casing, splash-proof motor and switch**
- Powerful induction motor provides superior power or long-lasting smooth performance
- Includes a special corundum grinding stone to achieve the perfect grinding results in less time, also ideal for HSS tools
- Includes jig for straight edges, plane irons, chisels
- **Abrasive paste** for polishing workpiece after sharpening
- Includes **angle gauge** for measuring exact angles and settings
- **Shatter-proof water tank**
- **Removable leather honing wheel.** After sharpening, it removes all burrs and creates a smooth and sharp edge

INCLUDED ACCESSORIES



Universal fixture suitable for many straight standard tools.



The angle gauge enables quick configuration of the required grinding angle.



The honing compound is used for polishing the work piece.



Special white corundum grinding stone

Universal jig

Leather honing wheel

200 W induction motor

250 x 50 mm grinding stone

Steel casing

INCLUDED



SPECIFICATIONS

Dimensions L x W x H	320 x 325 x 335 mm
Grinding stone dimensions	Ø250 x Ø12 x 50 mm
Stone grit	K 220
Material	corundum grinding stone
Leather honing wheel Ø / width	200 x 30 mm
Rotation speed	90 rpm
Motor	230 - 240 V~ / 50 Hz
Input	200 W

LOGISTICAL DATA

Weight net / gross	16 / 18 kg
Packaging dimensions	390 x 380 x 390 mm
Article number	5903202901
Barcode	4046664037491
20 Container	500 pcs
40 Container	1000 pcs
40 HQ Container	1020 pcs



EXAMPLES OF USE SUITABLE FOR

Wood turning tools



Shears



Axes



Blades



USE WITH OPTIONAL ACCESSORIES (NOT INCLUDED)

Grinds bevelled edges, pipes and gouges.



Ideal for all straight shears and hedge cutters.



Grinds axes up to 170 mm head length.



Suitable for knives with a blade length from 40 mm to 100 mm.



Increased grain size for particularly fine grinding; the other side is perfect for high material removal.



PRODUCT DETAILS

250 mm white corundum grinding stone



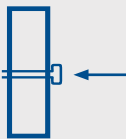
50 mm white corundum grinding stone width



Grindstone grain - 220 K



Grindstone mounting: 12 mm



Rotation speed 120 rpm



Leather honing wheel 200 x 30 mm



The leather disc removes the edge, thus ensuring the perfect sharpness.



Shatterproof water tank prevents annealing of the blade.

8" WET GRINDING SYSTEM

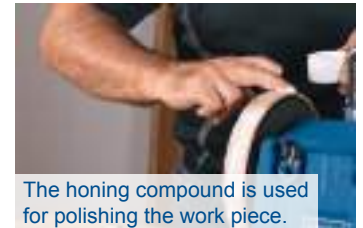
- 150 W strong induction motor
- Big, shatterproof water tank for steady cooling of the grinding stone
- Honing paste to polish the grinding pieces
- Angle gauge to adjust the correct grinding angle
- Detachable leather honing wheel to remove burrs after sharpening
- Special 200 mm white corundum grinding stone for perfect grinding results, even with hard steel
- Including universal Jig designed for many straight standard tools, honing paste and angle gauge

INCLUDED ACCESSORIES


Universal fixture suitable for many straight standard tools.



The angle gauge enables quick configuration of the required grinding angle.



The honing compound is used for polishing the work piece.

**INCLUDED****SPECIFICATIONS**

Dimensions L x W x H	290 x 330 x 270 mm
Grinding stone dimensions	Ø200 x Ø12 x 40 mm
Stone grit	K 220
Leather honing wheel Ø / width	200 x 30 mm
Rotation speed	115 rpm
Motor	230 - 240 V~ / 50 Hz
Input	150 W

LOGISTICAL DATA

Gewicht netto / brutto	9 / 10.5 kg
Packaging dimensions	430 x 370 x 340 mm
Article number	5903205901
Barcode	4046664096221
20 Container	500 pcs
40 Container	1000 pcs
40 HQ Container	1186 pcs



EXAMPLES OF USE SUITABLE FOR

Wood turning tools



Shears



Axes



Blades



USE WITH OPTIONAL ACCESSORIES (NOT INCLUDED)

Grinds bevelled edges, pipes and gouges.



Ideal for all straight shears and hedge cutters.



Grinds axes up to 170 mm head length.



Suitable for knives with a blade length from 40 mm to 100 mm.



Increased grain size for particularly fine grinding; the other side is perfect for high material removal.



PRODUCT DETAILS

200 mm white corundum grinding stone



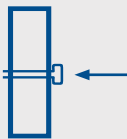
40 mm white corundum grinding stone width



Grindstone grain - 220 K



Grindstone mounting: 12 mm



Rotation speed 115 rpm



Leather honing wheel 200 x 30 mm



The leather disc removes the edge, thus ensuring the perfect sharpness.




Shatterproof water tank prevents annealing of the blade.

10" WET GRINDING SYSTEM

- Removable leather honing wheel to remove burrs after sharpening
- Angle gauge to adjust the correct grinding angle
- Honing paste for polishing
- High-performance 200 W motor
- Compensation of vibration and excellent stability, thanks to four rubber feet
- Special 250 mm corundum grinding stone for perfect grinding results, even with hard steel
- Wide range of accessories: universal jig for many straight standard tools, honing paste, angle gauge and stone dresser

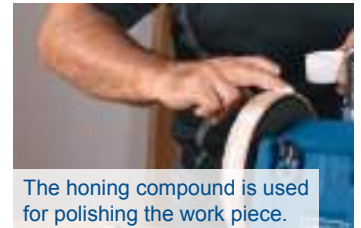
INCLUDED ACCESSORIES



Universal fixture suitable for many straight standard tools.



The angle gauge enables quick configuration of the required grinding angle.



The honing compound is used for polishing the work piece.



INCLUDED



SPECIFICATIONS

Dimensions L x W x H	455 x 270 x 355 mm
Grinding stone dimensions	Ø250 x Ø12 x 50 mm
Stone grit	K 220
Leather honing wheel Ø / width	200 x 30 mm
Rotation speed	115 rpm
Motor	230 - 240 V~ / 50 Hz
Input	200 W

LOGISTICAL DATA

Weight net / gross	12 / 14 kg
Packaging dimensions	445 x 375 x 365 mm
Article number	5903206901
Barcode	4046664096245
20 Container	468 pcs
40 Container	935 pcs
40 HQ Container	1127 pcs



EXAMPLES OF USE SUITABLE FOR

Wood turning tools



Shears



Axes



Blades



USE WITH OPTIONAL ACCESSORIES (NOT INCLUDED)

Grinds bevelled edges, pipes and gouges.



Ideal for all straight shears and hedge cutters.



Grinds axes up to 170 mm head length.



Suitable for knives with a blade length from 40 mm to 200 mm.



Increased grain size for particularly fine grinding; the other side is perfect for high material removal.



PRODUCT DETAILS

250 mm white corundum grinding stone



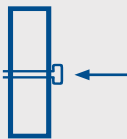
50 mm white corundum grinding stone width



Grindstone grain - 220 K



Grindstone mounting: 12 mm



Rotation speed 115 rpm



Leather honing wheel 200 x 30 mm



The leather disc removes the edge, thus ensuring the perfect sharpness.



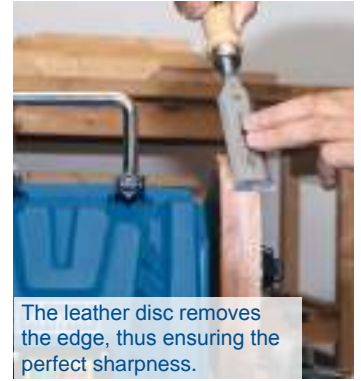
Shatterproof water tank prevents annealing of the blade.

8" WET GRINDING SYSTEM

- 150 W strong induction motor
- Big, shatterproof water tank for steady cooling of the grinding stone
- Honing compound to polish the grinding pieces
- Angle gauge to adjust the correct grinding angle
- Detachable leather honing wheel to remove burrs after sharpening
- Special 200 mm white corundum grinding stone for perfect grinding results, even with hard steel
- Including honing paste, angle gauge, stone grader, axe jig, knife jig 1 and universal jig designed for many straight standard tools




Shatterproof water tank prevents annealing of the blade.



The leather disc removes the edge, thus ensuring the perfect sharpness.



INCLUDED



SPECIFICATIONS

Dimensions L x W x H	290 x 330 x 270 mm
Grinding stone dimensions	Ø200 x Ø12 x 40 mm
Stone grit	K 220
Leather honing wheel Ø / width	200 x 30 mm
Rotation speed	115 rpm
Motor	230 - 240 V~ / 50 Hz
Input	150 W

LOGISTICAL DATA

Weight net / gross	9 / 11.5 kg
Packaging dimensions	470 x 370 x 340 mm
Article number	5903205903
Barcode	4046664096238
20 Container	500 pcs
40 Container	1000 pcs
40 HQ Container	1186 pcs



EXAMPLES OF USE SUITABLE FOR

Wood turning
tools



Shears




Axes



Blades



USE WITH OPTIONAL ACCESSORIES (NOT INCLUDED)



Grinds bevelled edges,
pipes and gouges.




Ideal for all straight
shears and hedge cutters.

APPLICATION WITH INCLUDED ACCESSORIES



Grinds axes up to
170 mm head length.



Suitable for knives with a blade
length from 40 mm to 100 mm.




Universal fixture suitable for
many straight standard tools.



The angle gauge enables quick configuration
of the required grinding angle.



Increased grain size for particularly fine
grinding; the other side is perfect for
high material removal.



The honing compound is used
for polishing the work piece.

PRODUCT DETAILS

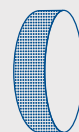
200 mm white corundum
grinding stone



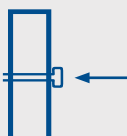
40 mm white corundum
grinding stone width



Grindstone grain - 220 K



Grindstone mounting: 12 mm



Rotation speed 115 rpm



Leather honing wheel 200 x 30 mm




10" WET GRINDING SYSTEM

- Removable leather honing wheel to remove burrs after sharpening
- Honing paste for polishing
- High-performance 200 W motor
- Compensation of vibration and excellent stability, thanks to four rubber feet
- Special 250 mm corundum grinding stone for perfect grinding results, even with hard steel
- Wide range of accessories: three grinding fixtures for knives, axes and conventional straight standard tools, honing paste, angle gauge and stone dresser




Shatterproof water tank prevents annealing of the blade.



The leather disc removes the edge, thus ensuring the perfect sharpness.



INCLUDED



SPECIFICATIONS

Dimensions L x W x H	455 x 270 x 355 mm
Grinding stone dimensions	Ø250 x Ø12 x 50 mm
Stone grit	K 220
Leather honing wheel Ø / width	200 x 30 mm
Rotation speed	115 rpm
Motor	230 - 240 V~ / 50 Hz
Input	200 W

LOGISTICAL DATA

Weight net / gross	12.5 / 15 kg
Packaging dimensions	445 x 375 x 365 mm
Article number	5903206903
Barcode	4046664096160
20 Container	468 pcs
40 Container	935 pcs
40 HQ Container	1127 pcs



EXAMPLES OF USE SUITABLE FOR

Wood turning
tools



Shears



Axes



Blades



USE WITH OPTIONAL ACCESSORIES (NOT INCLUDED)



Grinds bevelled edges,
pipes and gouges.




Ideal for all straight
shears and hedge cutters.

APPLICATION WITH INCLUDED ACCESSORIES



Grinds axes up to
170 mm head length.



Suitable for knives with a blade
length from 40 mm to 200 mm.




Universal fixture suitable for
many straight standard tools.



The angle gauge enables quick
configuration of the required grinding angle.



Increased grain size for particularly fine
grinding; the other side is perfect for
high material removal.



The honing compound is used
for polishing the work piece.

PRODUCT DETAILS

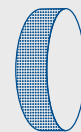
250 mm white corundum
grinding stone



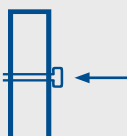
50 mm white corundum
grinding stone width



Grindstone grain - 220 K



Grindstone mounting: 12 mm



Rotation speed 115 rpm



Leather honing wheel 200 x 30 mm











HOUSEHOLDING SHARPENING KIT

	Description	Article number	Barcode
Jig 40	For grinding axes with a blade of up to 170 mm	7903200002	4046664036456
Jig 160	Suitable for knives with a blade length from 100 to 200 mm		
Jig 120	For all straight scissors and hedge shears		

**WOODTURNER'S SHARPENING KIT**

	Description	Article number	Barcode
Jig 55	Grinds oblique edges, hollow chisels and planer blades	7903200001	4046664036449
Jig 110	Ideal for tools that are difficult to clamp		
Stone grader	Changes the grains for particularly fine abrasion, the other side making it rough again		



	Description	Article number	Barcode	
Axe jig	For grinding axes with a blade of up to 170 mm	89490712	4014915037217	 
Planer jig	Grinds oblique edges, hollow chisels, and planer blades	89490706	4014915037156	 
Knife jig 1	Suitable for knives from a minimum blade length of 40 mm to 100 mm, and for drawing knives	89490708	4014915037170	 
Knife jig 2	Suitable for knives with a blade length from 100 to 200 mm	89490709	4014915037187	 



	Description	Article number	Barcode	
Scissor jig	For all straight scissors and hedge shears	89490710	4014915037194	
Universal jig	Ensures a quick start to sharper work – designed for many straight standard tools	7903200027	4014915229100	
Tool rest	The ideal extension of universal jig 70 – for tools that are difficult to clamp	89490718	4014915037927	



	Description	Article number	Barcode	
Stone grader	Changes the grains for particularly fine abrasion, the other side making it rough again	89490707	4014915037163	 
Angle gauge	Makes sure that you always have the correct angle for your tools	200: 89490717 250: 89490704	4014915037910 4014915037132	 
Trimming unit	Ensures that the grinding wheel is always round and sharp through ultrahard stripping diamond	89490713	4014915037224	
Honing wheel	For polishing hollow chisels and V-tool surfaces	89490705	4014915037149	 
Honing paste	For polishing your work piece after grinding	7903200028	4014915229117	 
Grinding wheel Ø 200 mm for TIGER 2000S and TIGER 5000S	Aluminium oxide grinding wheel Ø 200 x 40 x 12 mm, grit 220	89490715	4014915037248	
Grinding wheel Ø 250 mm for TIGER 2500 and TIGER 7000S	Aluminium oxide grinding wheel Ø 250 x 50 x 12 mm, grit 220	89490701	4014915037101	
Wetgrind 250XL for TIGER 3000VS	Aluminium oxide grinding wheel Ø 250 x 62 x 12 mm, grit 220	7903200701	4046664044772	



6" BENCH GRINDER

- High-performance 370 W induction motor for working quietly and with low vibration
- Height-adjustable spark protection
- Adjustable work piece support
- Flexible work lamp
- Grinding stone diameter: 150 mm

8" WET AND DRY GRINDING MACHINE

- High-performance 250 W induction motor for working quietly and with low vibration
- Height-adjustable spark protection
- Adjustable work piece support
- Water container to cool the work piece
- Wet grinding stone diameter: 200 mm

LOGISTICAL DATA

	BG150	BG200W
Weight net / gross	10 / 11 kg	12 / 13 kg
Packaging dimensions	440 x 255 x 280 mm	485 x 330 x 360 mm
Article number	4903104901	5903105903
Barcode	4014915082125	4046664037507
20 Container	1050 pcs	500 pcs
40 Container	2200 pcs	1000 pcs
40 HQ Container	2500 pcs	1100 pcs

SPECIFICATIONS

	BG150	BG200W
Dimensions L x W x H	395 x 260 x 310 mm	480 x 280 x 300 mm
Disc size Ø / bore Ø	150 / 25 / 12.7 mm	150 / 20 / 12.7 mm
Wetstone Ø / bore Ø	-	200 / 40 / 20 mm
Sanding disc grit	K36 / K60	K60 / K80
Motor	230 - 240 V~ / 50 Hz	220 - 240 V~ / 50/60 Hz
Input	370 W	250 W



EXAMPLES OF USE SUITABLE FOR

Chisel



Drill bits



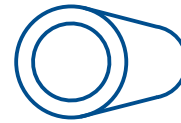
Blades




Axes



Metal tubes



Metal plates



PRODUCT DETAILS

Aluminium oxide grindstone




150 x 25 mm (BG150)
150 x 25 mm (BG200W)

Height-adjustable spark protection



Grindstone grain



36 / 60 (BG150)
60 / 80 (BG200W)

Grindstone mounting



12,7 mm (BG150)
12,7 mm (BG200W)

Diameter / width
wet grinding stone (BG200W)



200 x 40 mm

Grinding disc speed



2850 U/min

Adjustable workpiece support



Motor



370 Watt (BG150)
250 Watt (BG200W)



BG150



BG200W

3IN1

- ✓ Grinding
- ✓ Polishing
- ✓ Sharpening

The grinding stone is cooled with water and protects the work piece from annealing.




Wet grinding



BG200W



Dry grinding



2IN1



Used for:
rust removal, cleaning of
ferrous and non-ferrous
metals, preparation for
soldering and welding



SM150L



SM150LB



SPECIFICATIONS

	SM150L	SM150LB
Dimensions L x W x H	380 x 210 x 280 mm	380 x 210 x 280 mm
Grindstone / bore Ø	150 / 12,7 / 20 mm	150 / 12,7 / 20 mm
Grinding disc grain	K36 / K60	K36
Speed	2980 rpm	2980 rpm
Motor	230 – 240 V~ / 50 Hz	230 – 240 V~ / 50 Hz
Engine power	400 W	400 W

LOGISTICAL DATA

	SM150L	SM150LB
Weight net / gross	8 / 9 kg	7.5 / 8.5 kg
Packaging dimensions	390 x 251 x 238 mm	390 x 251 x 238 mm
Article number	5903107901	5903108901
Barcode	4046664064589	4046664064596
20 Container	1100 pcs	1100 pcs
40 Container	2200 pcs	2200 pcs
40 HQ Container	2700 pcs	2700 pcs

6" BENCH GRINDER

- Powerful 400 W motor, for perfect grinding results
- Grinding disc / wire brush Ø 150 mm
- Delivery includes grinding disc and wire brush (SM150LB) for all grinding and sharpening work
- Adjustable spark protection
- The LED work lamps above the grinding discs perfectly illuminate the work area
- Frame made of steel with the option of being secured to the workbench
- Adjustable workpiece support
- Rubber feet for increased stability



EXAMPLES OF USE SUITABLE FOR

Chisel



Drill bits



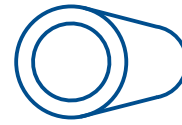
Blades




Axes



Metal tubes



Metal plates



PRODUCT DETAILS

Aluminium oxide grindstone




150 x 20 mm

Wire brush (SM150LB)

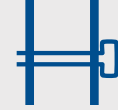


150 x 13 mm

Grindstone grain
36 (SM150LB)
36 / 60 (SM150L)



Grindstone mounting



12.7 mm

LED work lamps



Grinding disc speed



2980 rpm

Adjustable workpiece support



MATERIAL THAT CAN BE PROCESSED

Metal

SHARPEN



GRINDING



SM150LB

WIRE BRUSH:

- CLEANS
- REMOVES RUST
- DESCALES
- ROUGHENS





SPECIFICATIONS

	SM200L	SM200AL
Dimensions L x W x H	390 x 260 x 290 mm	410 x 260 x 290 mm
Grindstone / bore Ø	200 / 15.9 / 20 mm	200 / 15.9 / 20/40 mm
Grinding disc grain	K36 / K60	K60 / K100
Speed	2980 rpm	2980 rpm
Motor	230 – 240 V~ / 50 Hz	230 – 240 V~ / 50 Hz
Engine power	500 W	500 W

LOGISTICAL DATA

	SM200L	SM200AL
Weight net / gross	12 / 13.5 kg	13.5 / 14.5 kg
Packaging dimensions	430 x 330 x 310 mm	445 x 335 x 310 mm
Article number	5903109901	5903110901
Barcode	4046664064602	4046664064657
20 Container	670 pcs	640 pcs
40 Container	1300 pcs	1220 pcs
40 HQ Container	1490 pcs	1400 pcs

8" BENCH GRINDER

- Powerful 500 W motor, for perfect grinding results
- Grinding disc Ø 200 mm
- Adjustable spark protection
- Medium and coarse discs for a variety of materials
- The LED work lamps above the grinding discs perfectly illuminate the work area
- Cast aluminium frame with pre-drilled holes for quick and easy mounting to a benchtop
- Adjustable workpiece support
- Rubber feet for increased stability



EXAMPLES OF USE SUITABLE FOR

Chisel



Drill bits



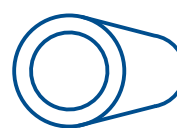
Blades




Axes



Metal tubes



Metal plates



PRODUCT DETAILS

2x Aluminium oxide
grindstones




SM200L - 200 x 20 mm
SM200AL - 200 x 20/40 mm

Large spark protection



Grindstone grain
36 / 60 (SM200L)
100 / 60 (SM200AL)



Grindstone mounting



15,88 mm

LED work lamps



Grinding disc speed



2980 rpm

Adjustable workpiece support



MATERIAL THAT CAN BE PROCESSED

Metal

SHARPEN



GRINDING




SM200AL




SM200L

8" BENCH GRINDER

- Powerful 500 W induction motor
- Grinding disc 20 mm width / wire brush 16 mm width
- For all grinding and sharpening work
- Transparent and adjustable spark protection
- The LED work lamp above the grinding wheels perfectly illuminate the work area
- Frame made of cast aluminium can be secured to the workbench
- Adjustable workpiece support made of steel
- Feet for increased stability



LED

**SPECIFICATIONS**

Dimensions L x W x H	390 x 260 x 290 mm
Grindstone Ø / width	200 x 15,88 x 20 mm
Grinding disc grain	K 36
Speed	2980 rpm
Motor	230 – 240 V~
Engine power	500 W

LOGISTICAL DATA

Weight net / gross	11.5 / 13 kg
Packaging dimensions	430 x 330 x 310 mm
Article number	5903111901
Barcode	4046664123712
20 Container	670 pcs
40 Container	1300 pcs
40 HQ Container	1490 pcs



EXAMPLES OF USE SUITABLE FOR

Chisel



Drill bits



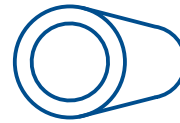
Blades




Axes



Metal tubes



Metal plates



PRODUCT DETAILS

Aluminium oxide grindstone




200 x 20 mm

Wire brush



200 x 16 mm

Grindstone grain 36



Grindstone mounting



15,88 mm

LED work lamps



Grinding disc speed



2980 rpm

Adjustable workpiece support



MATERIAL THAT CAN BE PROCESSED

Metal

WIRE BRUSH:

- CLEANS
- REMOVES RUST
- DESCALES
- ROUGHENS



SHARPENING



GRINDING





SPECIFICATIONS

	BG200	BG200AL
Dimensions L x W x H	440 x 280 x 340 mm	440 x 300 x 340 mm
Disc size diameter / bore diameter	200 x 25 mm	200 x 24 / 40 mm
Sanding disc grit	36 / 60	60 / 100
Motor	230 – 240 V~	230 – 240 V~
Input	550 W	550 W

LOGISTICAL DATA

	BG200	BG200AL
Weight net / gross	15.2 / 16.5 kg	16.5 / 18 kg
Packaging dimensions	480 x 345 x 320 mm	480 x 340 x 320 mm
Article number	4903105901	4903106901
Barcode	4014915082132	4014915082583
20 Container	560 pcs	535 pcs
40 Container	1120 pcs	1070 pcs
40 HQ Container	1200 pcs	1150 pcs

8" BENCH GRINDER

- Adaptable double-ended bench grinder for sharpening and grinding of metal pipes or plates, knives, axes, drills etc.
- High-performance 550 W induction motor ensures quiet work with low vibration
- Adjustable spark guard ensures safe work
- Work piece supports are adjustable without the need for tools
- Flexible work light
- Aluminium oxide grinding stone Ø: 200 mm
- Grinding disc dressing unit



EXAMPLES OF USE SUITABLE FOR

Chisel



Drill bits



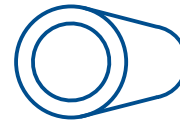
Blades




Axes



Metal tubes



Metal plates



PRODUCT DETAILS

Aluminium oxide grindstone




200 x 25 mm (BG200)
200 x 24 / 40 mm (BG200AL)

Height-adjustable spark protection



Grindstone grain



36 / 60 (BG200)
60 / 100 (BG200AL)

Grindstone mounting



15,88 mm

LED work lamps



Grinding disc speed



2850 U/min

Adjustable workpiece support



550 W motor



BG200AL

Adaptable double-ended bench grinder for sharpening and grinding of metal pipes or plates, knives, axes, drills etc.



The flexible work light ensures the perfect view of the work area.



BENCH GRINDER WITH FLEXIBLE SHAFT

- Compact tabletop model with 120 W motor
- Two 75 x 20 mm discs for grinding and polishing
- Continuously adjustable speed 0 – 11000 rpm
- 1 m flexible shaft for precision work
- Adjustable spark protection
- Stable owing to non-slip suction pads, optional table mounting
- Base plate with drill holes (assembly material not included in the delivery contents)
- 103 parts accessory set in a handy wooden case

**ADVANTAGES OF A FLEXIBLE SHAFT**

- Allows drilling, sanding, polishing and separating right on the machine
- Ideal for areas that are difficult to access, thanks to flexible shaft
- Shaft speed can be adjusted from 0 to 1100 rpm
- Fatigue-free working with the work piece, thanks to ergonomic handle

5 in 1

- ✓ Sanding
- ✓ Polishing
- ✓ Drilling
- ✓ Brushing
- ✓ Separating

**INCLUDED****COPPER COIL**

- ✓ Long service life
- ✓ Better electric conductivity

LOGISTICAL DATA

Weight net / gross	2.3 / 2.7 kg
Packaging dimensions	250 x 160 x 155 mm
Article number	5903112901
Barcode	4046664139829
20 Container	4100 pcs
40 Container	8500 pcs
40 HQ Container	9900 pcs

SPECIFICATIONS

Dimensions L x W x H	250 x 110 x 130 mm
Grindstone / polishing wheel diameter	Ø75 x Ø10 x 20 mm
Grain (grindstone / polishing wheel)	K120 / K400
Speed	0 – 11000 rpm
Motor	230- 240 V / 50 Hz
Input	120 W



EXAMPLES OF USE SUITABLE FOR

Chisel



Drill



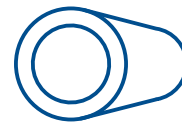
Blades




Axes



Metal pipe



Metal plates




PRODUCT DETAILS

Diameter / width
Grinding stone

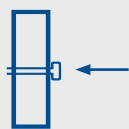


75 x 20 mm

K120 grinding stone
K400 polishing wheel



Grinding stone mounting
10 mm



Robust



Variable speed
0 – 11000 rpm



120 W motor



EXAMPLES OF USE FLEXIBLE SHAFT

Sanding



Drilling



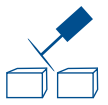
Polishing



Brushing



Separating



103
PCS

The work piece supports can be adjusted to different uses.



The adjustable spark protection offers perfect protection during grinding.



DRILLING




POLISHING



SANDING





Sanding disc dressing unit


Flexible work light

Grindstone diameter 150 mm

370 W motor

OPTIONAL ACCESSORIES

SANDING BELT SET



Article number: 7903303701
Barcode: 4014915098218

SPECIFICATIONS

Dimensions L x W x H	405 x 305 x 355 mm
Sanding belt length / width	686 x 50 mm
Belt speed	15.6 m/s
Motor	230 - 240 V / 50 Hz
Input	370 W

COMBINATION GRINDING MACHINE

- Powerful 370 W induction motor to allow quiet working at a low vibration level
- Grinding wheel diameter 150 mm with adjustable spark screen
- Grinding belt size 50 x 686 mm
- Adjustable workpiece support for precise work
- Flexible work light for clear sight
- Including grinding wheel dresser to remove burrs and impurities from the grinding wheel after intensive use

LOGISTICAL DATA

Weight net / gross	10 / 11.5 kg
Packaging dimensions	440 x 395 x 255 mm
Article number	4903303901
Barcode	4014915082149
20 Container	760 pcs
40 Container	1400 pcs
40 HQ Container	1500 pcs



EXAMPLES OF USE SUITABLE FOR

Chisel



Drill



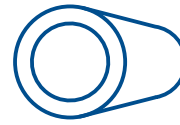
Blades




Axes



Metal pipe



Metal plates



MATERIALS TO PROCESS



Timber



Plastic



Metal

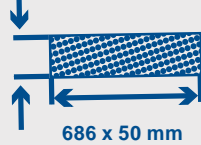
PRODUCT DETAILS

Aluminium oxide grinding stone




150 x 20 mm

Sanding belt



686 x 50 mm

Grinding stone grain 36



Sanding belt grain
White corundum grain 80



LED work light



Grinding stone mounting



12,7 mm

Grinding wheel speed



2850 U/min

Adjustable work piece support



SHARPENING



GRINDING



Adjustable spark protection



Protective cover completely closed on the side

Extremely robust metal housing increases the durability of the device.

Container for cooling water



Supporting table
can be tilted



Adjustable
cross stop



250 W motor

Sanding disc
diameter 125 mm

SPECIFICATIONS

Dimensions L x W x H	365 x 300 x 395 mm
Sanding belt length / width	762 / 25.4 mm
Belt speed	860 m/min
Sanding disc diameter	125 mm
Table size	148 mm (Linisher) 187 x 98 mm (Disc)
Table tilt	90° – 45° (Disc)
Motor	230 – 240 V
Input	250 W

LOGISTICAL DATA

Weight net / gross	7.5 / 9 kg
Packaging dimensions	445 x 315 x 300 mm
Article number	4903304901
Barcode	4046664037712
20 Container	630 pcs
40 Container	1260 pcs
40 HQ Container	1350 pcs

BELT AND DISC SANDER

- 250 W high-performance induction motor for working quietly and with low vibration
- Solid aluminium cast iron construction allows sufficiently high contact pressure for consistent, precise sanding results
- Sanding disc with Velcro fastener for easy replacement of sanding paper
- Adjustable cross stop
- Supporting table can be tilted
- Sanding disc with a diameter of 125 mm



EXAMPLES OF USE

SUITABLE FOR SOFT WOOD AND HARD WOOD

Curves



Corners



Chamfers



Surfaces



Angle grinding



Ideal for delicate projects

HIGHLY VERSATILE 2IN1




Large 125 mm sanding disc allows quick sanding of components.



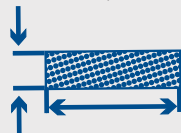
The 25.4 mm wide belt perfectly finishes narrow areas.

PRODUCT DETAILS

Sanding disc diameter
125 mm



Sanding belt length / width
762 x 25,4 mm



Sanding disc with Velcro
fastener



Belt speed
860 m/min



Table tilt 0° – 45°

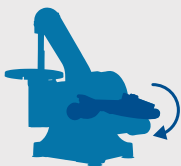



Table tilt
0° – 45°



Solid aluminium cast iron
construction



Compact design
365 x 300 x 395 mm



Easy belt
configuration
using rotary knob

Sturdy cast iron
construction, secure
positioning, thanks to
rubber feet

Belt and disc sander
can be vacuumed,
allowing work in
low-dust conditions



Sanding disc with velcro fastener



Horizontal and vertical sanding belt



370 W motor

2980 rpm sanding disc speed

Option for attaching to workbench



SPECIFICATIONS

Dimensions L x W x H	470 x 365 x 295 mm
Sanding belt length / width	915 / 100 mm
Sanding disc	150 mm
Table adjustment	90° – 45°
Belt speed	450 m/min
Sanding disc speed	2980 rpm
Suction connector diameter	63 mm
Motor	230 – 240 V~ / 50 Hz
Input	370 W

LOGISTICAL DATA

Weight net / gross	16,85 / 18,25 kg
Packaging dimensions	560 x 315 x 335 mm
Article number	4903302901
Barcode	4014915082095
20 Container	560 pcs
40 Container	1120 pcs
40 HQ Container	1344 pcs



BELT AND DISC SANDER


- 370 W high-performance induction motor for working quietly and with low vibration
- Sanding belt can be adjusted for horizontal and vertical use
- Supporting table can be tilted
- Solid cast material construction allows sufficiently high contact pressure for consistent, precise sanding results
- Sanding disc with Velcro fastener for easy replacement of sanding paper



EXAMPLES OF USE

SUITABLE FOR SOFT WOOD AND HARD WOOD

Curves



Corners



Chamfers



Surfaces



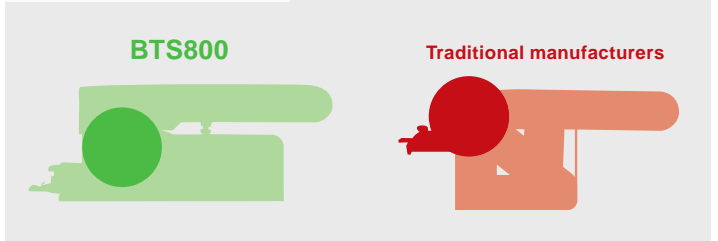
Angle grinding



Thanks to the special design, even large areas can be processed easily and effectively.



The disc sander is integrated in the housing, thus allowing sanding of large work pieces.




The sanding belt can be set up horizontally or vertically, which expands the range of applications.



PRODUCT DETAILS

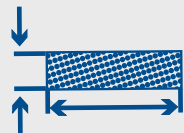
Sanding disc diameter 150 mm



Sanding disc with Velcro



Sanding belt length 915 x 100 mm



Extraction option on the unit of 63 mm



Support table 0° to 45°



Sanding belt can be adjusted for horizontal or vertical use



Solid cast material construction




Compact footprint 470 x 365 x 295 mm



Solid cast material construction allows sufficiently high contact pressure


450 m/min belt speed





Supporting table can be tilted

Sanding disc with Velcro fastener



370 W motor

Horizontal and vertical sanding belt

Sanding disc diameter 150 mm

INCLUDED

SPECIFICATIONS

Dimensions L x W x H	475 x 375 x 295 mm
Sanding belt length / width	915 / 100 mm
Sanding disc	150 mm
Table adjustment	0° – 45°
Belt speed	450 m/min
Sanding disc speed	2980 rpm
Suction connector diameter	63 mm
Motor	230 – 240 V~ / 50 Hz
Input	370 W

LOGISTICAL DATA

Weight net / gross	12 / 14 kg
Packaging dimensions	565 x 325 x 345 mm
Article number	5903306901
Barcode	4046664068396
20 Container	560 pcs
40 Container	1120 pcs
40 HQ Container	1344 pcs



BELT AND DISC SANDER

- 370 W high-performance induction motor for working quietly and with low vibration
- Sanding belt can be adjusted horizontally and vertically
- Supporting table can be tilted
- Solid construction allows sufficiently high contact pressure for consistent, precise sanding results
- Sanding disc with Velcro fastener for easy replacement of sanding paper
- Including transverse stop and 3 additional sanding belts and sanding discs respectively



EXAMPLES OF USE

SUITABLE FOR SOFT WOOD AND HARD WOOD

Curves



Corners



Chamfers



Surfaces



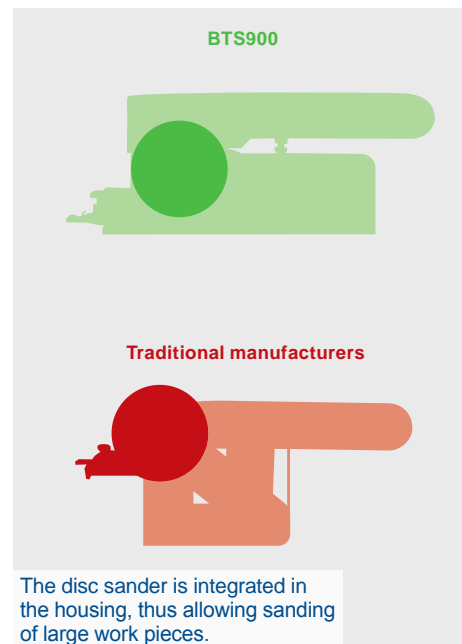
Angle grinding



The support table can be attached to the disc sanding and belt sanding equipment



Even curves can be sanded without problems.




BTS900

Traditional manufacturers

The disc sander is integrated in the housing, thus allowing sanding of large work pieces.

PRODUCT DETAILS

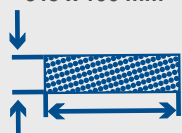
Sanding disc diameter 150 mm



Sanding disc with Velcro



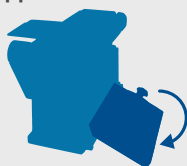
Sanding belt length 915 x 100 mm



Extraction option on the unit of 63 mm



Support table 0° to 45°



Sanding belt can be adjusted for horizontal or vertical use



Solid cast iron construction



Compact footprint 475 x 375 x 295 mm



450 m/min belt speed



2980 rpm sanding disc speed

Option for attaching to workbench

BELT AND DISC SANDER

- High-performance induction motor for working quietly and with low vibration
- Stepless speed adjustment
- Sanding belt can be adjusted for horizontal or vertical use.
- Aluminium support table can be locked and adjusted on both sides.
- Sanding disc with Velcro fastener for easy replacement of sanding paper
- Solid metal construction allows sufficiently high contact pressure for consistent, precise sanding results.



Horizontal and vertical sanding belt



Sanding disc with velcro fastener



150 mm Sanding disc-Ø

Transverse stop can be adjusted from -60° to +60°.

400 W Motor

LCD display shows the speed.

LOGISTICAL DATA

Weight net / gross	14,5 / 16,5 kg
Packaging dimensions	510 x 330 x 305 mm
Article number	5903313901
Barcode	4046664220725
20 Container	530 pcs
40 Container	1120 pcs
40 HQ Container	1280 pcs

SPECIFICATIONS

Dimensions L x W x H	410 x 380 x 295 mm
Sanding belt length / width	914 / 100 mm
Sanding disc	150 mm
Table adjustment	0° – 45°
Belt speed	310 – 450 m/min
Sanding disc speed	2000 – 2980 U/min
Suction connector diameter	35 mm
Motor	230 – 240 V~ / 50 Hz
Input	400 W



EXAMPLES OF USE SUITABLE FOR SOFT WOOD AND HARD WOOD

Curves



Corners



Chamfers



Surfaces



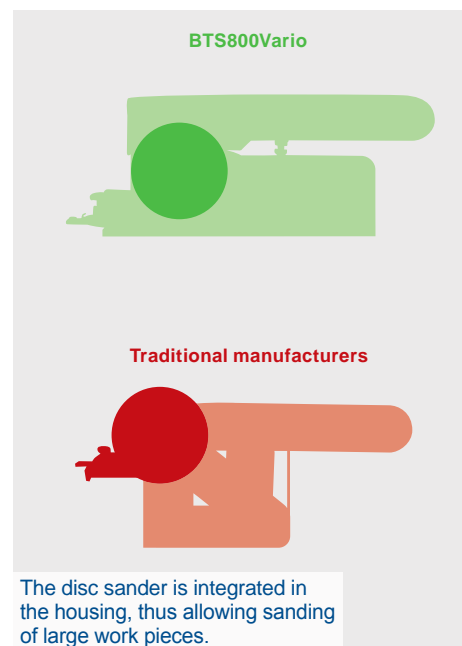
Angle grinding



The speed can be adjusted to the relevant work piece and material.



The aluminium support table can be locked and adjusted from 0° to 45°.




BTS800Vario

Traditional manufacturers

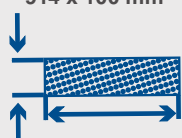
The disc sander is integrated in the housing, thus allowing sanding of large work pieces.

PRODUCT DETAILS

Sanding disc diameter 150 mm



Sanding belt length 914 x 100 mm



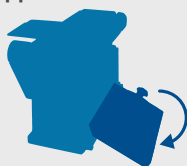
Sanding disc with Velcro



Extraction option on the unit of 35 mm



Support table 0° to 45°



Sanding belt can be adjusted for horizontal or vertical use



Variable speed



Compact footprint 410 x 380 x 295 mm



310 – 450 m/min belt speed



2000 – 2980 rpm sanding disc speed

Solid cast material construction

Option for attaching to workbench

BELT AND DISC SANDER

- Versatile belt and disc sander for processing hardwood and softwood
- High-performance 400 W induction motor ensures quiet work with low vibration
- Wide application spectrum, thanks to horizontally and vertically adjustable sanding belt
- Aluminium support table can be locked on both sides and adjusted from 0° to 45°
- Sanding disc with Velcro fastener ensures easy replacement of abrasive paper
- Robust metal construction allows sufficiently high contact pressure for consistent, precise sanding results
- Stepless speed adjustment – readable on an LCD display
- Sanding disc with Velcro fastener ensures easy replacement and Ø 150 mm
- Cross stop can be adjusted from -60° to +60°
- Connection to external dust extraction
- Includes 3 sanding discs (1x pre-assembled; P80, P120, P180), 3 sanding belts (1x pre-assembled; P80, P120, P180)



Horizontal and vertical sanding belt



Sanding disc with velcro fastener



150 mm Sanding disc-Ø

LCD display shows the speed.

400 W Motor

Transverse stop can be adjusted from -60° to +60°.

INCLUDED

LOGISTICAL DATA

Weight net / gross	14,5 / 16,5 kg
Packaging dimensions	510 x 330 x 305 mm
Article number	5903312901
Barcode	4046664220701
20 Container	530 pcs
40 Container	1120 pcs
40 HQ Container	1280 pcs

SPECIFICATIONS

Dimensions L x W x H	410 x 380 x 295 mm
Sanding belt length / width	914 / 100 mm
Sanding disc	150 mm
Table adjustment	0° – 45°
Belt speed	310 – 450 m/min
Sanding disc speed	2000 – 2980 U/min
Suction connector diameter	35 mm
Motor	230 – 240 V~ / 50 Hz
Input	400 W



EXAMPLES OF USE SUITABLE FOR SOFT WOOD AND HARD WOOD

Curves



Corners



Chamfers



Surfaces



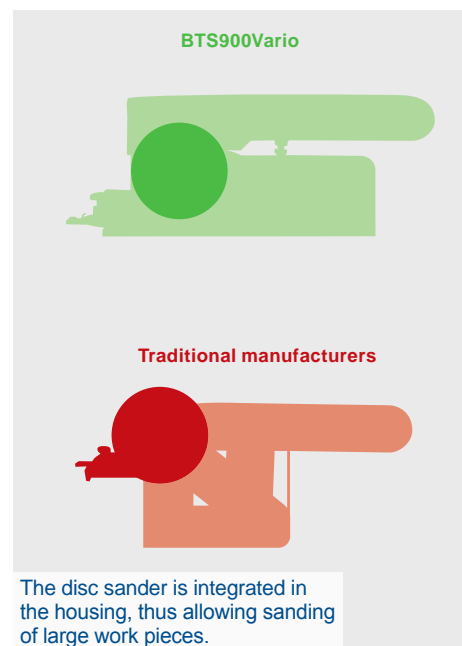
Angle grinding



The speed can be adjusted to the relevant work piece and material.



The aluminium support table can be locked and adjusted from 0° to 45°.




BTS900Vario

Traditional manufacturers

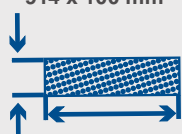
The disc sander is integrated in the housing, thus allowing sanding of large work pieces.

PRODUCT DETAILS

Sanding disc diameter 150 mm



Sanding belt length 914 x 100 mm



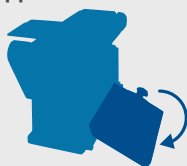
Sanding disc with Velcro



Extraction option on the unit of 35 mm



Support table 0° to 45°




Sanding belt can be adjusted for horizontal or vertical use



Variable speed



Compact footprint 410 x 380 x 295 mm



310 – 450 m/min belt speed

2000 – 2980 rpm sanding disc speed

Solid cast material construction

Option for attaching to workbench



Work table made of grey cast iron

16 mm
Oscillation stroke

450 W motor

Storage options on the side

INCLUDED



OSCILLATING SPINDLE GRINDING MACHINE

- Compact and lightweight for convenient transport
- High-performance 450 W motor with sufficient power for all types of timber
- Rotating and oscillating spindle for smooth sanding surfaces and precise detailed work
- Large, solid work table made of grey cast iron for maximum precision and stability, even when processing large work pieces
- Integrated dust extraction nozzle connected to an extraction system ensures safe work
- Includes 6 sanding sleeves with diameters of 15, 21, 28, 40, 53 and 77 mm, matching rubber rollers and 6 table inserts
- Storage options on the side for accessories and mounting tools
- Easy-to-reach and dustproof on/off switch

SPECIFICATIONS

Dimensions L x W x H	400 x 365 x 440 mm
Table size	370 x 290 mm
Speed	2000 rpm
Oscillation stroke	16 mm
Spindle diameter	12.7 mm
Motor	220 - 240 V~ / 50 Hz
Input	450 W


LOGISTICAL DATA

Weight net / gross	12 / 14 kg
Packaging dimensions	460 x 410 x 530 mm
Article number	4903401901
Barcode	4014915082101
20 Container	280 pcs
40 Container	560 pcs
40 HQ Container	660 pcs



EXAMPLES OF USE

Ideal for contour sanding, especially internal contours



Different diameters of sleeves enable precise sanding results



The tool provides sufficient space for all accessories on the housing



Solid work table enables processing of heavy work pieces as well.



The powerful 450 Watt motor also effortlessly processes hardwood

PRODUCT DETAILS

K80 spindle set Ø
15 / 21 / 28 / 40 / 53 / 77 mm

Table inlay set Ø
18 / 25 / 31 / 44 / 57 / 82 mm



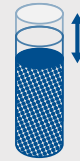
Sturdy cast-iron work table, perfect for larger and heavier work pieces
370 x 290 mm

Compact and lightweight, ideal for smaller workshops and mobile use



Oscillation stroke 16 mm

Shaft diameter 12.7 mm



Dust extraction possible directly from the machine to ensure working in low dust levels

Max. sanding height 98 mm





INCLUDED

SPECIFICATIONS

Dimensions L x W x H	400 x 360 x 440 mm
Table size	410 x 425 mm
Grinding belt length / width	610 / 100 mm
Speed	2000 rpm
Oscillation stroke	16 mm
Spindle diameter	12.6 mm
Motor	220 - 240 V~ / 50 Hz
Input	450 W

LOGISTICAL DATA

Weight net / gross	12.9 / 14.9 kg
Packaging dimensions	460 x 410 x 530 mm
Article number	5903405901
Barcode	4046664069447
20 Container	264 pcs
40 Container	440 pcs
40 HQ Container	550 pcs

OSCILLATING EDGE-, BELT- AND SPINDLE SANDER

- High-performance 450 W motor with sufficient power for all types of timber
- Rotating and oscillating spindle for smooth sanding surfaces and precise detailed work
- Large aluminium work table for maximum precision and stability, even when processing large work pieces
- Work table can be adjusted by 45° for precision work
- Includes 5 sanding sleeves with diameters of 13, 19, 26, 38 and 51 mm, matching rubber rollers, table inserts and a sanding belt
- Practical storage options for accessories and mounting tools
- Integrated dust extraction nozzle connected to an extraction system ensures safe work
- Easy-to-reach and dustproof on/off switch






- ✓ Belt sander
- ✓ Spindle sander



EXAMPLES OF USE

Ideal for contour sanding, especially internal contours/edge sanding, angle sanding, surface sanding.



PRODUCT DETAILS

K80 spindle set Ø
13 / 19 / 26 / 38 / 51 mm



Table inlay sett Ø
13 / 19 / 26 / 38 / 51 mm



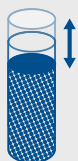
Sturdy aluminium table,
perfect for larger and heavier
work pieces 410 x 425 mm



Compact and lightweight, ideal
for smaller workshops and
mobile use



Oscillation stroke 16 mm




Shaft diameter
12.6 mm



Sanding belt 610 x 100 mm



Max. sanding height 90 mm



Thanks to the 2-in-1 function, a wide spectrum of applications can be covered. The OSM600 is characterised by precise sanding results.




Work table can be angled using 0 – 45° locking points







Everything can be stowed on the machine and is conveniently at hand

OSM100 / OSM600





	Description	Article number	Barcode	
Sanding sleeves	Grit 80 Ø 13 / 19 / 26 / 38 / 51 / 76 mm (3 pcs)	7903400701	4014915098164	
	Grit 120 Ø 13 / 19 / 26 / 38 / 51 / 76 mm (3 pcs)	7903400702	4014915098171	
	Grit 240 Ø 13 / 19 / 26 / 38 / 51 / 76 mm (3 pcs)	7903400703	4014915098188	
Sanding belt for OSM600	Grit 100 x 600 mm 80 / 100 / 120 mm (3 pcs)	7903400705	4046664071716	

BTS800 / BTS900


	Description	Article number	Barcode	
Sanding belt / disc set – 12 pcs	Sanding paper grit 80, 120 and 180 (3 pcs)	7903302601	4014915086642	
	Sanding belt grit 80, 120 and 180 (1 pcs)			
Sanding disc set	Ø 150 mm – grit 80 (10 pcs)	88000208	4014915032472	
	Ø 150 mm – grit 120 (10 pcs)	88000209	4014915032489	
	Ø 150 mm – grit 180 (10 pcs)	88000220	4014915039976	
Sanding belt set	914 x 100 mm – grit 80 (3 pcs)	88000211	4014915032502	
	914 x 100 mm – grit 120 (3 pcs)	88000212	4014915032519	
	914 x 100 mm – grit 180 (3 pcs)	88000221	4014915039983	
Sanding mesh diameter 150 mm	Grit 80 and 180 (5 pcs)	7903301706	4014915039983	



BTS700

	Description	Article number	Barcode	
Sanding belt / disc set – 12 pcs	Sanding paper grit 80, 120 and 180 (à 3 pcs) Sanding belt grit 60, 100 and 180 (à 1 pcs)	3903301707	4046664026600	
Sanding disc set (Velcro)	Ø 125 mm – grit 80 / grit 120 / grit 180 (3 pcs)	7903301701	4014915098195	
Sanding belt set	762 x 25 mm – grit 60 / grit 100 / grit 180 (3 pcs)	7903301702	4014915098201	
Sanding belt set	25 x 762 mm – grit 80 25 x 762 mm – grit 120	7903306603	4014915228066	

BGS700

	Description	Article number	Barcode	
Sanding belt set	686 x 50 mm – grit 60 (3 pcs) 686 x 50 mm – grit 120 (3 pcs) 686 x 50 mm – grit 180 (3 pcs)	7903303701	4014915098218	



UNIVERSAL SANDING AND GRINDING TOOL

- Suitable for different materials such as timber, metal, stone, tiles, plastic and painted surfaces
- Ideal for cleaning, degreasing, satin finishing, polishing, brightening, grinding and sanding
- Grinding/sanding or brushing ensures thorough cleaning of different surfaces
- **Powerful 1300 W motor**
- Two handles for comfortable use and secure guidance
- **Brush width 100 mm, diameter 120 mm**
- Also suitable for working on small areas and narrow sections
- **Variable speed range 900 – 3,200 rpm**
- **Soft-start function to protect the motor**
- **Integrated connection for an extraction system**
- Additional brush attachments are available as accessories for different requirements
- Includes brass wire brush for various work on timber, metal and stone



Connection for dust extraction



Variable speed



1300 W motor

Grinding/sanding brushes
120 mm diameter

Soft-start function

SPECIFICATIONS

Dimensions L x W x H	460 x 205 x 140 mm
Grinding/sanding diameter	120 mm
Grinding/sanding width	100 mm
Motor speed	900 – 3200 rpm
Motor	220 – 240 V~ / 50/60 Hz
Input	1300 W

LOGISTICAL DATA

Weight net / gross	4.9 / 5.4 kg
Packaging dimensions	470 x 210 x 140 mm
Article number	5903819901
Barcode	4046664161950
20 Container	1800 pcs
40 Container	3600 pcs
40 HQ Container	4500 pcs

PRODUCT DETAILS

Grinding/sanding width : 100 mm
Grinding/sanding diameter: 120 mm

Softstart



SOFT START



1300 W motor

Variable speed
900 – 3.200 min⁻¹




Power-pack



Robust



EXAMPLES OF USE



Two handles
for comfortable use



Extraction possibility
for dust-free working



Variable speed
900 – 3.200 min⁻¹



Includes brass wire brush
for various work on timber, metal and stone



Powerful motor
1300 Watt




Softstart function
motor-friendly



OPTIONAL ACCESSORIES

COTTON BRUSH

Article number:
7903800712
Barcode:
4014915231486



SYNTHETIC FIBRE BRUSH

Article number:
7903800713
Barcode:
4014915231493



PLASTIC FIBRE BRUSH

Article number:
7903800714
Barcode:
4014915231509



ABRASIVE NYLON BRUSH

Article number:
7903800715
Barcode:
4014915231516



METAL WIRE BRUSH

Article number:
7903800719
Barcode:
4014915231554



BRASS WIRE BRUSH

Article number:
7903800718
Barcode:
4014915231547



SILICON CARBIDE BRUSH

Article number:
7903800720
Barcode:
4014915231561



SANDING STRIP BRUSH

Article number:
7903800716
Barcode:
4014915231523



BRUSH WITH ABRASIVE FLAPS

Article number:
7903800717
Barcode:
4014915231530



TWISTED METAL WIRE BRUSH

Article number:
7903800721
Barcode:
4014915231578



UNIVERSAL SANDING AND GRINDING TOOL

- For sanding areas that are hard to access, for textured, curved or profiled timber as well as for deburring metal or removing rust
- Quick and easy replacement of flap wheel, thanks to **auto-lock system**
- **Powerful 300 W motor**
- **Ergonomic design with soft-grip handle** ensures comfortable use and secure guidance
- **Brush width 10 mm / 60 mm**
- **Adjustable speed** from 1600 to 3200 rpm allows operation to suit the material and application
- **Integrated connection for external dust extraction**
- **Additional brush attachments** are available as accessories for different requirements



Additional handle for safe and precise work



Variable speed



300 W motor

Sanding brush 60 mm diameter



SPECIFICATIONS

Dimensions L x W x H	480 x 150 x 130 mm
Grinding/sanding diameter	60 mm
Grinding/sanding width	10 / 60 mm
Motor speed	1600 – 3200 min ⁻¹
Motor	230 V~ / 50 Hz
Input	300 W

LOGISTICAL DATA

Weight net / gross	3 / 3,3 kg
Packaging dimensions	500 x 160 x 140 mm
Article number	5903822901
Barcode	4046664233572
20 Container	2250 Stück
40 Container	4200 Stück
40 HQ Container	5220 Stück

PRODUCT DETAILS

Sanding brush width
10 mm / 60 mm



One device, numerous options




300 Watt motor



Variable speed
1600 – 3200 rpm



Auto-lock system



Softgrip handle



EXAMPLES OF USE



Sanding of untreated timbers



Sanding of areas that are hard to access, e.g. grooves




Sanding of curved or profiled surfaces, e.g. table legs



Sanding of extensive surfaces



Entrusten (with optional accessories)



Quick and easy replacement of flap wheel, thanks to auto-lock system.

Two handles

for comfortable use



Variable speed

1600 – 3200 rpm



Auto-lock system

















quick and easy replacement of flap wheel

Powerful motor

















300 Watt



MRS1300

	Description	Article number	Barcode
<p>Cotton brush</p> 	<p>Suitable for polishing marble as well as painted and unpainted metals (diameter 125 mm, width 100 mm)</p>  	<p>7903800712</p>	<p>4014915231486</p>
<p>Synthetic fibre brush</p> 	<p>Suitable for cleaning flat and irregular timber, stone and metal areas as well as tiles and joints (diameter 125 mm, width 100 mm)</p>   	<p>7903800713</p>	<p>4014915231493</p>
<p>Plastic fibre brush</p> 	<p>Suitable for cleaning smooth and irregular timber, stone and metal areas as well as tiles and joints. Also suitable for brushing synthetic grass (diameter 125 mm, width 100 mm)</p>  	<p>7903800714</p>	<p>4014915231509</p>
<p>Abrasive nylon brush</p> 	<p>Suitable for cleaning flat and irregular timber, stone and metal areas as well as for degreasing and scouring (diameter 125 mm, width 100 mm)</p>  	<p>7903800715</p>	<p>4014915231516</p>
<p>Sanding strip brush</p> 	<p>Suitable for sanding timber, with an irregular surface, too (diameter 125 mm, width 100 mm)</p>  	<p>7903800716</p>	<p>4014915231523</p>

MRS1300

	Description	Article number	Barcode
Brush with abrasive flaps 	Suitable for sanding flat timber surfaces (diameter 125 mm, width 100 mm)  	7903800717	4014915231530
Brass wire brush 	Suitable for sanding, brightening and stripping timber, stone, metal (diameter 125 mm, width 100 mm)   	7903800718	4014915231547
Metal wire brush 	Suitable for stripping and sanding different surfaces and materials such as timber, stone or metal (diameter 125 mm, width 100 mm)  	7903800719	4014915231554
Silicon carbide brush 	Suitable for sanding and stripping metal or preparing for welding (diameter 125 mm, width 100 mm)  	7903800720	4014915231561
Twisted metal wire brush 	Suitable for heavy-duty sanding or stripping flat stone and metal surfaces (diameter 125 mm, width 100 mm)  	7903800721	4014915231578

DRILL BIT SHARPENER

- Makes dull drill bits like new, in just 3 easy steps
- **Diamond sharpening wheel** provides hundreds of sharpenings
- Sharpens most popular metal drill bit types and sizes
- **80 Watt motor** gives ample power for all applications
- **Diamond grinding wheel** ensures a fine, razor sharp finish on a range of tools
- Extremely effective on **high-speed drill bits** (3 – 13 mm)



Diamond disc

80 W motor

For metal drill bits

SPECIFICATIONS


Dimensions L x W x H max.	220 x 180 x 160 mm
Drill Ø	3 – 13 mm
Grinding disc Ø	79 mm
Speed	4200 rpm
Motor	230 V~ / 50 Hz
Engine power	80 W

LOGISTICAL DATA

Weight net / gross	2.7 / 3.1 kg
Packaging dimensions	230 x 190 x 165 mm
Article number	5903404901
Barcode	4046664063957
20 Container	3072 pcs
40 Container	6140 pcs
40 HQ Container	7456 pcs

PRODUCT DETAILS

High-performance 80 Watt motor power



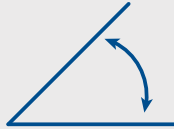
Particularly space-saving design, 220 x 180 x 160 mm



Premium-quality diamond grinding stone for perfect grinding



Standard point angle: 118°



Grinding disc speed – 4200 rotations per minute



Grinding disc Ø 79 mm



THREE SIMPLE STEPS TO A SHARP DRILL BIT



1. Pre-setting



2. Sharpening




3. Thinning

Long service life

Drill bits with a diameter of 3 to 13 mm can be sharpened


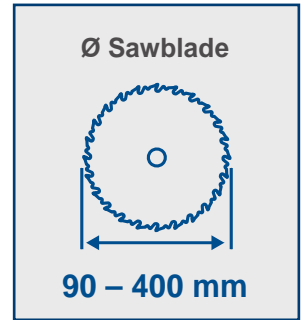
High-quality copper coil



The main cutting edges of the drill bit are evenly ground and thinned after grinding. This results in lower frictional forces during drilling and the drill bit is more effectively centered in the work piece.

SAW BLADE SHARPENING MACHINE

- Suitable for sharpening saw blades, e.g. from circular table saws, sliding cross-cut mitre saws, plunge saws or hand-held circular saws
- Suitable for carbide-tipped and CV saw blades with a diameter 90 – 400mm
- Powerful 110 W motor, 5,700 rpm
- Precise angle adjustment from -25° to +25° using integrated scale
- Protective panel ensures increased safety during sharpening
- Secure and stable positioning, thanks to solid base plate and a weight of 4.9 kg
- Includes 100 mm diamond disc and 103 mm ceramic disc



SPECIFICATIONS

Saw blade diameter	90 – 400 mm
Idle speed	5700 min ⁻¹
Ceramic disc - Ø	103 mm
Diamond disc - Ø	100 mm
Motor	230 V~ / 50 Hz
Input	110 W

LOGISTICAL DATA

Weight net / gross	4,9 / 5,7 kg
Packaging dimensions	365 x 275 x 295 mm
Article number	5913301917
Barcode	4046664184768
20 Container	8750 pcs
40 Container	1750 pcs
40 HQ Container	1950 pcs



EXAMPLES OF USE SUITABLE FOR SAW BLADES FROM

Circular table saws



Sliding cross-cut mitre saws



Plunge saws



Hand-held circular saws



And many other applications



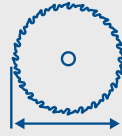
The cover protects from flying sparks during the grinding process.



Different shaped teeth can be ground, thanks to an adjustable angle of -25° to +25°.

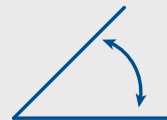
PRODUCT DETAILS

Ø Sawblade



90 – 400 mm

Grinding angle



-25° bis 25°

Ø Diamond grinding disc



100 mm

Ø Ceramic grinding disc



103 mm

Grinding disc speed



5700 U/min

Compact design



Suitable for saw blades with a diameter of 90 to 400 mm

Ergonomic handle ensures particularly easy use



GRINDING DISC




Ceramic disc
For grinding HSS/CV saw blades




Diamond disc
For grinding carbide saw blades

WALL AND CEILING SANDER


- Powerful 710 W motor
- Variable speed control enables perfect results on different surfaces
- Large areas can be covered in one operation thanks to a 210 mm sanding plate
- With telescopic function for optimized working on areas that are difficult to access
- Sanding disc can be quickly changed using the velcro fastener
- Its light weight of 4.9 kg and many grip options allow working that does not tire you out
- Delivery contents: LED work lamp, 4 m extraction hose, 6 sanding discs, Suction adapter



Drywall



Floor with glue



Wall surfacer



Easy storage, foldable



INCLUDED

SPECIFICATIONS

Dimensions L x W x H	1450 – 1700 x 255 x 240 mm
Sanding disc diameter	215 mm
Speed	800 – 1800 rpm
Sanding plate diameter	210 mm
Dust collection diameter inner / outer	35 mm / 38.5 mm
Motor	220 – 240 V~ / 50 Hz
Input	710 W

LOGISTICAL DATA

Weight net / gross	4.9 / 6.2 kg
Packaging dimensions	710 x 280 x 240 mm
Article number	5903817901
Barcode	4046664127963
20 Container	567 pcs
40 Container	1206 pcs
40 HQ Container	1340 pcs



Sanding disc can be quickly changed using the velcro fastener



Removable cover for easy sanding between wall and floor



The lamp provides the perfect view even in poor lighting conditions

PRODUCT DETAILS

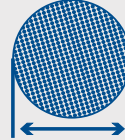
Telescope function, can be extended steplessly

Sanding disc, 210 mm, with Velcro fastener for easy replacement of abrasive paper



Sanding disc diameter 215 mm

Perfect sanding results, thanks to variable speed 800 - 1800 rpm



LED lamp provides perfect lighting

Easy storage owing to foldable frame



Foldable sanding head for over-head work (ceiling sander)



Extensive areas can be processed quickly and easily, thanks to the large sanding disc




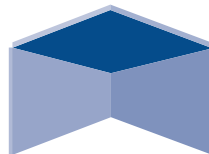

EXAMPLES OF USE

Interior construction

Floor


Ceiling

Walls






Drywall



Floor with glue



Wall surfacer



Easy storage, foldable



WALL AND CEILING SANDER

- Replaceable head system with a circular and a triangular sanding head
- High-performance 710 W motor
- Adjustable speed control for perfect results on different surfaces
- Covers extensive areas in one action, thanks to large sanding discs (215 mm in diameter) and abrasive triangles (282 x 282 x 282 mm)
- Telescopic function so hard-to-reach areas can be processed perfectly
- Quick replacement of sanding paper, thanks to Velcro fastener
- Light weight of 4.5 kg with many holding options for fatigue-free working
- Comprehensive delivery contents: 4 m extraction hose with 2 extraction adapters and 12 each of circular and triangular sanding discs



SPECIFICATIONS	
Dimensions L x W x H L x B x H	1400 – 1650 x 250 x 240 mm
Circular sanding disc diameter	215 mm
Triangular sanding paper	282 x 282 x 282 mm
Circular disc speed	1200 – 2500 rpm
Triangular abrasive paper oscillations	3500 – 7500 rpm
Dust collection diameter inner / outer	45 mm / 50 mm
Motor	230 – 240 V~
Input	710 W

LOGISTICAL DATA	
Weight net / gross	4.5 / 8.9 kg
Packaging dimensions	735 x 286 x 265 mm
Article number	5903805901
Barcode	4046664044550
20 Container	495 pcs
40 Container	1020 pcs
40 HQ Container	1279 pcs

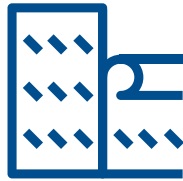


- ✓ Plasterboard
- ✓ Triangular sander




EXAMPLES OF USE

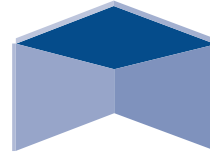
Interior construction




Floor



Ceiling



Walls



PRODUCT DETAILS


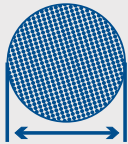
Telescope function, can be extended steplessly

Sanding disc, 210 mm, with Velcro fastener for easy replacement of abrasive paper



Sanding disc diameter 215 mm

Sanding triangle dimensions 282 x 282 x 282 mm



Perfect sanding results, thanks to variable speed
1200 – 2500 rpm
3500 – 7500 rpm depending on attachment


Easy storage owing to foldable frame




Foldable sanding head for over-head work (ceiling sander)



The abrasive paper can be quickly replaced, thanks to Velcro fastener



Two sanding attachments - perfect for surface sanding and processing corners





Using the telescope function, ceilings can be processed easily and effectively.



Thanks to the triangular sanding head, even hard-to-reach areas can be sanded.


DS930

	Description	Article number	Barcode
Circular abrasive paper Ø 215 mm	Grit 80 (10 pcs)	5903802701	4046664031574
	Grit 100 (10 pcs)	5903802702	4046664031581
	Grit 120 (10 pcs)	5903802703	4046664031598
	Grit 150 (10 pcs)	5903802704	4046664031635
	Grit 180 (10 pcs)	5903802705	4046664031611
	Grit 240 (10 pcs)	5903802706	4046664031628
Triangular abrasive paper 280 x 280 x 280 mm	Grit 80 (10 pcs)	7903800601	4046664035749
	Grit 100 (10 pcs)	7903800602	4046664035756
	Grit 120 (10 pcs)	7903800603	4046664035763
	Grit 150 (10 pcs)	7903800604	4046664035770
	Grit 180 (10 pcs)	7903800605	4046664035787
	Grit 240 (10 pcs)	7903800606	4046664035794




DS200

	Description	Article number	Barcode
Circular abrasive paper Ø 215 mm	Grit 80 (10 pcs)	5903802701	4046664031574
	Grit 100 (10 pcs)	5903802702	4046664031581
	Grit 120 (10 pcs)	5903802703	4046664031598
	Grit 150 (10 pcs)	5903802704	4046664031635
	Grit 180 (10 pcs)	5903802705	4046664031611
	Grit 240 (10 pcs)	5903802706	4046664031628



DS920x

	Description	Article number	Barcode
Circular abrasive paper Ø 225 mm	Grit 80, 100, 120, 150, 180 and 240 (à 1 pcs)	5903801701	4014915087120
Sanding mesh Ø 225 mm	Grit 80 and 180 (à 5 pcs)	7903800709	4014915230373



CGP1200

	Description	Article number	Barcode
Circular abrasive paper Ø 180 mm	Grit 40, 80, 120, 180 and 240 (à 2 pcs)	7903800710	4014915230397
Carbide cup wheel		7903800711	4014915230403



4 T LOG SPLITTER

- Splitting up to 100 logs per hour, its safe, silent operation will split green wood logs or seasoned timbers effortlessly
- 4 tons of hydraulic ram splitting power
- Log splitter capacity 370 mm x Ø 250 mm
- Hydraulic cylinder with auto return
- Torsion-resistant, powder-coated steel structure
- **Sturdy splitting blade**
- Two handed operation keeps hands clear of action while operating
- Low maintenance, small footprint
- **Safety cover around the splitting zone**
- Storage table for split wood

Engine power



230 V~ / 50 Hz

1500 W

OPTIONAL ACCESSORIES

HYDRAULIC OIL
1 litre



Article number: 16020280
Barcode: 44014915037583

HYDRAULIC OIL
5 litre



Article number: 16020281
Barcode: 4014915037590

Powerful splitting



max. 4 t

Safety cage

Variable stroke adjustment



★ ★ ★
Safety cage
against
splintering wood



SPECIFICATIONS

Splitting power max.	4 t
Wood Ø min – max.	50 – 250 mm
Wood length min – max.	130 – 370 mm
Hydraulic fluid capacity	2.4 L
Operating pressure	165 bar
Motor	230 V~ / 50 Hz
Engine power	1500 W

LOGISTICAL DATA

Weight net / gross	45 / 48.5 kg
Packaging dimensions	790 x 325 x 510 mm
Order number	5905209901
Article number	4046664071440
20 Container	196 pcs
40 Container	420 pcs
40 HQ Container	525 pcs

EXAMPLES OF USE



Hardwood



Softwood



The HL460 effortlessly splits wood with a diameter of 250 mm.

PRODUCT DETAILS

Log diameter



55 - 250 mm

Log size



370 mm

Powerful splitting



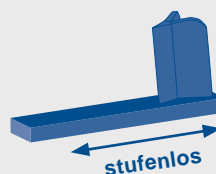
max. 4 t

Engine power



1500 W

Adjustable splitting system



stufenlos

Compact design



Automatic reverse after splitting process

Safety cover around the splitting zone



Wheels

Sturdy splitting blade



The 2-hand safety operation and the on/off switch allow safe and effective working.



The steplessly adjustable splitting stroke ensures efficient working.

7 T LOG SPLITTER

- Splits stored and fresh wood effortlessly
- Splitting force: **7 tonnes**
- **Log splitter capacity maximum length 52 cm, up to 25 cm diameter**
- Hydraulic cylinder with automatic return
- Torsion-resistant, powder-coated steel structure
- Sturdy splitting blade
- Powerful **motor of 2200 W**
- Freely-adjustable splitting stroke
- **Optimised safety thanks to two-handed operation**
- **Low maintenance, small footprint**
- Safety cover around the splitting area
- Tray table for logs
- Including machine stand (HL760LS)

Engine power



220 - 240 V~ / 50 Hz

2200 W



**Safety cage
against
splintering wood**

360°

HL760LS



Powerful splitting




max. 7 t

Safety cage

Variable stroke adjustment

Powerful 2200 W Motor

INCLUDED

only
HL760LS

SPECIFICATIONS

Dimensions L x W x H	1160 x 425 x 610 mm (HL760L) 1160 x 725 x 1350 mm (HL760LS)
Splitting power max.	7 t
Wood Ø min. – max.	50 – 250 mm
Wood length min. – max.	200 – 520 mm
Speed forward	3,08 cm/s
Speed backward	5,29 cm/s
Motor	220 – 240 V~ / 50 Hz
Engine power	2200 W

LOGISTICAL DATA

	HL760LS	HL760L
Weight net / gross	59 / 64 kg	59 / 63 kg
Packaging dimensions	950 x 325 x 510 mm	
Article number	5905211934	5905211903
Barcode	4046664120698	4046664121787
20 Container	168 pcs	168 pcs
40 Container	344 pcs	344 pcs
40 HQ Container	430 pcs	430 pcs

EXAMPLES OF USE



Sturdy splitting blade

Safety cover around the splitting zone

Automatic reverse after splitting process

Wheels




PRODUCT DETAILS

Log diameter



Log size



Powerful splitting



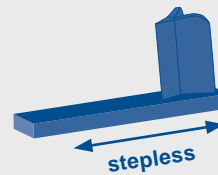
max. 7 t

Engine power



2200 W

Adjustable splitting system



Compact design



Including machine stand



only HL760LS




7 T LOG SPLITTER

- Powerful 7 tons splitting power
- Suitable for soft- and hardwood
- Stroke 495 mm
- Wheels for easy transportation
- Two handed operation for enhanced safety
- Torsion-resistant powder-coated steel construction
- Split wood catcher on both sides
- Split wood tray on both sides
- Splitting height can be adjusted


OPTIONAL ACCESSORIES

HYDRAULIC OIL
1 litre




Article number: 16020280
Barcode: 44014915037583

HYDRAULIC OIL
5 litre



Article number: 16020281
Barcode: 4014915037590



LOGISTICAL DATA

	230 V~	400 V~
Weight net / gross	98.2 / 103.5 kg	97.5 / 102.5 kg
Packaging dimensions	550 x 345 x 1035 mm 550 x 345 x 1150 mm (with palette)	
Article number	5905309901 (230 V~)	5905309902 (400 V)
Barcode	4046664071471	4046664071501
20 Container	124 pcs	
40 Container	252 pcs	
40 HQ Container	252 pcs	

SPECIFICATIONS

	230 V~	400 V~
Splitting power max.	7 t	
Splitting length min. – max.	100 – 550 mm	
Wood Ø min. – max.	100 – 300 mm	
Stroke	495 mm	
Motor	230 V~ / 50 Hz	400 V~ / 50 Hz
Engine power	3000 W	2100 W

EXAMPLES OF USE



Hardwood



Softwood



The HL730 effortlessly splits wood with a diameter of 300 mm.

2 power settings



230 V~ / 50 Hz	400 V~ / 50 Hz
3000 W	2100 W



The 2-hand safety operation and the on/off switch allow safe and effective working.


PRODUCT DETAILS

Log diameter



300 mm

Log size



550 mm

Powerful splitting




max. 7 t

Engine power



2100 / 3000 W

Adjustable splitting system



stepless

Compact design



8 T LOG SPLITTER

- Generates up to 8 tons of splitting pressure
- Splits all kinds of wood, hard or soft
- Cylinder stroke 550 mm
- Large wheels and a carriage device provides mobility
- An exceptionally high safety standard by virtue of the two handed operating system
- Torsional stability – resistant steel construction
- Wood catcher on each side
- Splitting height can be adjusted



Powerful splitting



max. 8 t



OPTIONAL ACCESSORIES

HYDRAULIC OIL
1 litre



Article number: 16020280
Barcode: 44014915037583

HYDRAULIC OIL
5 litre



Article number: 16020281
Barcode: 4014915037590

SPECIFICATIONS

	230 V~	400 V~
Dimension	845 x 935 x 1500 mm	
Splitting power max.	8 t	
Splitting length min. – max.	100 – 550 mm	
Wood Ø min. – max.	80 – 300 mm	
Stroke	550 mm	
Motor	230 V~ / 50 Hz	400 V~ / 50 Hz
Engine power	3000 W	3500 W

LOGISTICAL DATA


	230 V~	400 V~
Weight net / gross	109,9 / 117 kg	108,8 / 115,9 kg
Packaging dimensions	560 x 400 x 1040 mm 560 x 400 x 1150 mm (with palette)	
Article number	5905310901 (230 V~)	5905310902 (400 V)
Barcode	4046664071488	4046664071495
20 Container	112 pcs	
40 Container	224 pcs	
40 HQ Container	224 pcs	

PRODUCT DETAILS

Log diameter



Log size



Powerful splitting




max. 8 t

Engine power



3000 / 3500 W

Adjustable splitting system



Compact design



EXAMPLES OF USE



2 power setting



230 V~ / 50 Hz

400 V~ / 50 Hz

3000 W

3500 W




7.95 T METRE LOG SPLITTER

- Powerful splitting force of 7.95 tonnes
- Patented splitting technique – the only log splitter in Europe under 8 tonnes that can split metre logs
- GS-certified
- Powerful motor of max. 3500 W (400 V~)
- Its compact design makes it easy to store
Machine height of only 99 cm in retracted position
- Drift-free and tilt safe construction
- Tilting table
- Log catching bar on both sides
- Splits hard or soft wood with a length of up to 1070 mm effortlessly and reliably
- Max. log diameter: 350 mm
- Two large transport wheels
- Vario system for adjustable splitting stroke


OPTIONAL ACCESSORIES

HYDRAULIC OIL
1 litre




Article number: 16020280
Barcode: 44014915037583

HYDRAULIC OIL
5 litre



Article number: 16020281
Barcode: 4014915037590

Safety clamps on both sides for logs



SPECIFICATIONS

	230 V~	400 V~
Dimensions L x B x H	850 x 900 x 990/1465 mm	
Dimensions base plate	366 x 356 x 50 mm	
Splitting power max.	7.95 t	
Splitting length min. – max.	680 – 1070 mm	
Wood diameter min. – max.	80 – 350 mm	
Splitting speed max. feed	3.2 cm/s	5.5 cm/s
Splitting speed max. return	16 cm/s	17 cm/s
Working pressure	210 bar	
Cylinder stroke	485 mm	
Oil capacity	4.8 L	
Motor	230 V~ / 50 Hz	400 V~ / 50 Hz
Engine power	3150 W	3500 W

LOGISTICAL DATA

	230 V~	400 V~
Weight net / gross	125 kg / 135.5 kg	126 kg / 137.5 kg
Article number	5905419901	5905419902
Barcode	4046664128526	4046664123293
20 container	78 pcs	
40 container	168 pcs	
40 HQ container	162 pcs	

PRODUCT DETAILS

Log diameter



max 350 mm

Log size



max 1070 mm

Adjustable splitting system



Tested safety



Powerful splitting



7,95 t

Compact design




990 mm


Patented splitting technique



Unique in its class



Height of only 990 mm in storage position



Wide range of uses because work table can be swivelled



2 power settings



230 V~ / 50 Hz

400 V~ / 50 Hz

3150 W

3500 W

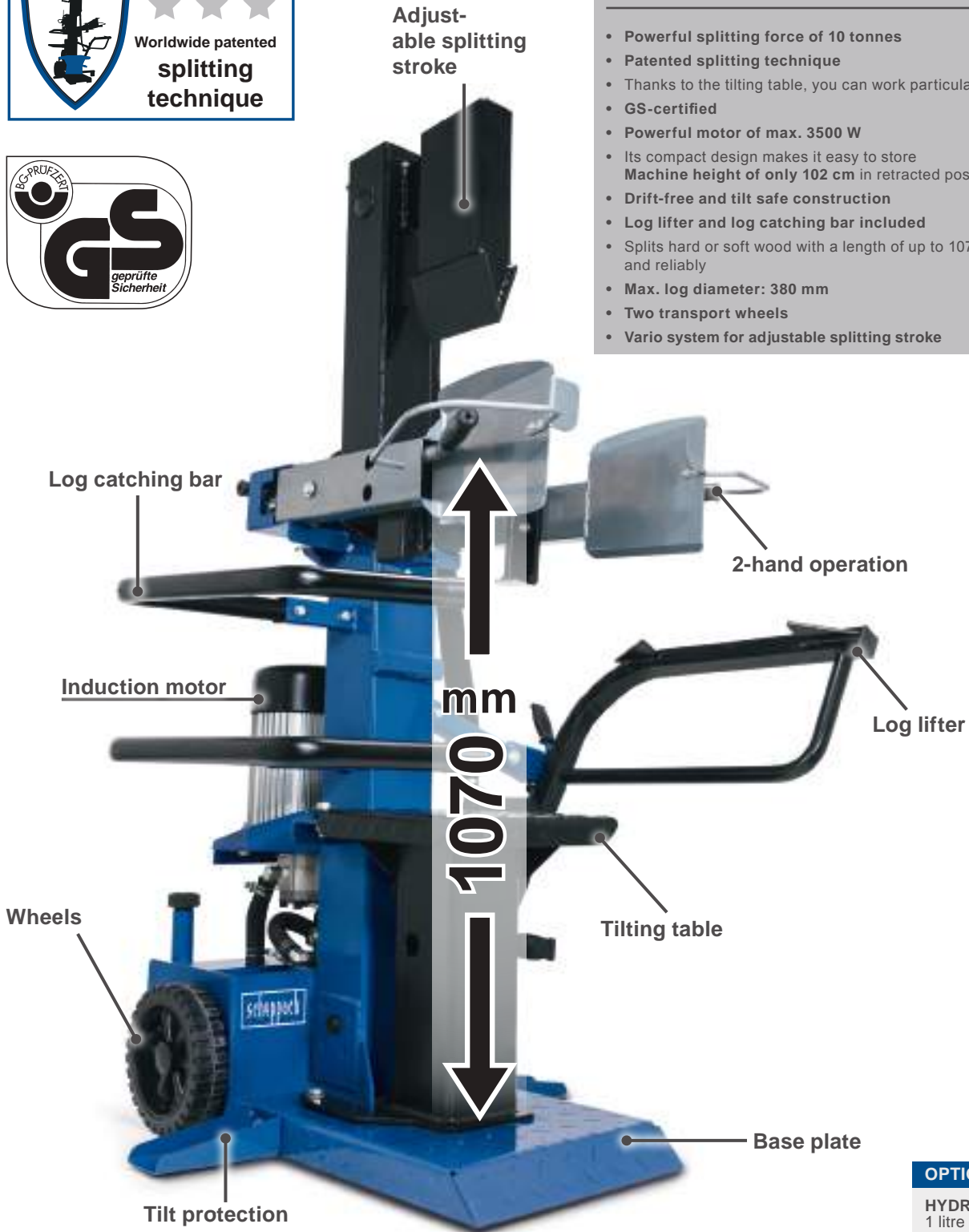
Induction motor





10 T METRE LOG SPLITTER

- Powerful splitting force of 10 tonnes
- Patented splitting technique
- Thanks to the tilting table, you can work particularly quickly
- GS-certified
- Powerful motor of max. 3500 W
- Its compact design makes it easy to store
Machine height of only 102 cm in retracted position
- Drift-free and tilt safe construction
- Log lifter and log catching bar included
- Splits hard or soft wood with a length of up to 1070 mm effortlessly and reliably
- Max. log diameter: 380 mm
- Two transport wheels
- Vario system for adjustable splitting stroke



SPECIFICATIONS

	230 V~	400 V~
Dimensions L x B x H	830 x 930 x 1020 / 1500 mm	
Dimensions base plate	321 x 353 x 70 mm	
Splitting power max.	10 t	
Splitting length min. - max.	750 - 1070 mm	
Wood diameter min. - max.	80 - 380 mm	
Splitting speed max. feed	3 cm/s	5.5 cm/s
Splitting speed max. return	14 cm/s	15.4 cm/s
Working pressure	256 bar	
Cylinder stroke	485 mm	
Oil capacity	4.8 L	
Motor	230 V~ / 50 Hz	400 V~
Engine power	3150 W	3500 W

OPTIONAL ACCESSORIES

HYDRAULIC OIL
1 litre



Article number: 16020280
Barcode: 44014915037583

HYDRAULIC OIL
5 litre



Article number: 16020281
Barcode: 4014915037590

LOGISTICAL DATA

	230 V~	400 V~
Article number	5905423901	5905423902
Barcode	4046664157717	4046664147015
40 HQ Container	162 pcs	162 pcs



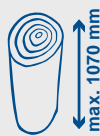
PRODUCT DETAILS

Log diameter



max. 380 mm

Log size



max. 1070 mm

Powerful splitting



10 t

Compact design



1020 mm

Adjustable splitting system



stepless

Transportable



Tested safety



Patented splitting technique



Sturdy construction



Effortless work thanks to log lifter



Easy transport thanks to 2 large wheels



Working at different heights possible because table can be swivelled



2 power settings


230 V~ / 50 Hz

400 V~ / 50 Hz

3150 W

3500 W





12 T / 15 T METRE LOG SPLITTER

- Powerful splitting force of 12 tonnes (15 t)
- Patented splitting technique
- Thanks to the tilting table, you can work particularly quickly and
- GS-certified
- Powerful motor of max. 3500W
- Its compact design makes it easy to store
Machine height of only 108 cm in retracted position
- Drift-free and tilt safe construction
- Trunk lifter and log catching bar included
- Splits hard or soft wood with a length of up to 1070 mm effortlessly and reliably
- Max. log diameter: 450 mm
- Three large transport wheels
- Vario system for adjustable splitting stroke



OPTIONAL ACCESSORIES

HYDRAULIC OIL
1 litre



Order No: 16020280
Barcode: 44014915037583

HYDRAULIC OIL
5 litre



Order No: 16020281
Barcode: 4014915037590

Thanks to the compact design, the unit is both space-saving and easy to transport



SPECIFICATIONS

	12 T	15 T
Dimensions L x W x H	1160 x 960 x 1080 / 1630 mm	
Dimensions base plate	321 x 353 x 70 mm	
Splitting power max.	12 t	15 t
Splitting length min. – max.	750 – 1070 mm	
Wood diameter min. – max.	120 – 450 mm	
Splitting speed max. feed	3,8 cm/s	
Splitting speed max. return	12,8 cm/s	
Working pressure	240 bar	267 bar
Cylinder stroke	550 mm	
Oil capacity	7 L	
Motor	400 V~ / 50 Hz	
Engine power	3500 W	

LOGISTICAL DATA

	12 T	15 T
Poids net/brut	184,5 / 196,8 kg	185,5 / 197,8 kg
Référence	5905421902	5905422902
Gencod	4046664123316	4046664123323
40 HQ Container	129 pcs	129 pcs

PRODUCT DETAILS

Log diameter



max 450 mm

Log size



max 1070 mm

Adjustable splitting system



Tested safety



Powerful splitting



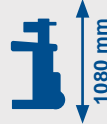
12 t (15 t)

Engine power



3500 W

Compact design



Patented splitting technique



Wide range of uses because work table can be swivelled



Effortless work thanks to log lifter



Tilt protection for perfect support



25 T METRE LOG SPLITTER

- Splitting force: 25 tonnes
- Splits hardwood or softwood with a length of up to 1100 mm effortlessly and reliably
- The low floor plate makes it easier to collect the logs
- **Adjustable splitting stroke**
- Large wheels and three-point attachment for mobile use
- The lowerable cylinder saves space when transporting and storing the splitter
- Optimised safety thanks to two-handed operation
- **Torsion-resistant, powder-coated steel structure**
- **Log catching bar**
- **Log fixing device**
- Includes log lifter

Engine power



400 V~ / 50 Hz

5100 W



HL3000GM
(Motor + PTO)

Induction motor

Safety gear

Base plate

Trunk lifter

SPECIFICATIONS

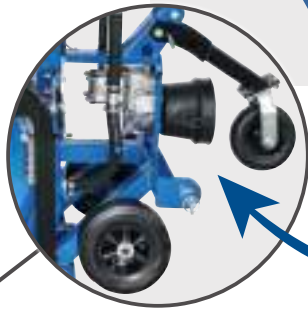
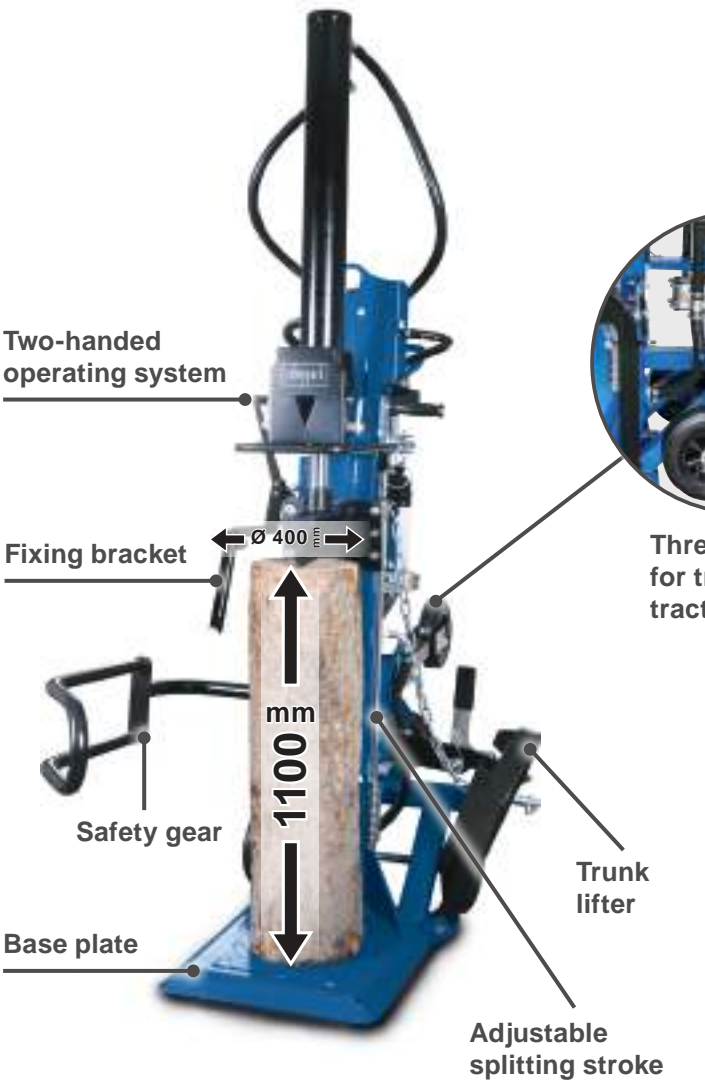
Hydraulic pressure max.	22.7 MPa
Cylinder rise	948 mm
Forward speed 1 / 2	Motor: 10.5 / 4.3 cm/s PTO: 13.1 / 5.3 cm/s
Return speed	Motor: 7.5 cm/s PTO: 9.3 cm/s
Motor	400 V + PTO
Engine power	5100 W

LOGISTICAL DATA

Weight net / gross	319 / 320 kg
Packaging dimensions	940 x 680 x 1900 mm 940 x 680 x 1900 mm (with palette)
Article number	5905509917
Barcode	4046664111856
20 Container	42 pcs
40 Container	42 pcs
40 HQ Container	42 pcs



Using the log fixing device, the log can be secured before the splitting process without having to hold it.



Three-point linkage for transportation by tractor

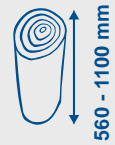
PRODUCT DETAILS

Log diameter



80 - 350 mm

Log size



560 - 1100 mm

Powerful splitting



max. 25 t

Engine power



5100 W

Adjustable splitting system



stufenlos

Robust design



2 drive types



Drive shaft



Induction motor

EXAMPLES OF USE



Hardwood



Softwood



The 2-hand safety operation, the on/off switch and the log catching bars on both sides allow safe and effective working.



The log lifter allows ergonomic and effortless working.

30 T METRE LOG SPLITTER

- Available as a combination of shaft-driven and electric motor splitter
- **30 ton splitting power**
- **Powerful motor of 5500 W**
- Splits hardwood or softwood with a **length of up to 1100 mm** effortlessly and reliably
- **The low floor plate makes it easier to collect the trunks**
- **Adjustable splitting stroke**
- Large wheels and three-point attachment for mobile use
- The lowerable cylinder saves space when transporting and storing the splitter
- Optimised safety thanks to two-handed operation
- **Torsion-resistant, powder-coated steel structure**
- **400 V power connection and cardan shaft drive**
- **Log catching bar**
- **Log fixing device**
- **Includes log lifter**

Engine power



400 V~ / 50 Hz

5500 W



HL3000GM
(Motor + PTO)

SPECIFICATIONS

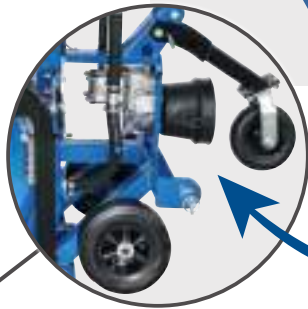
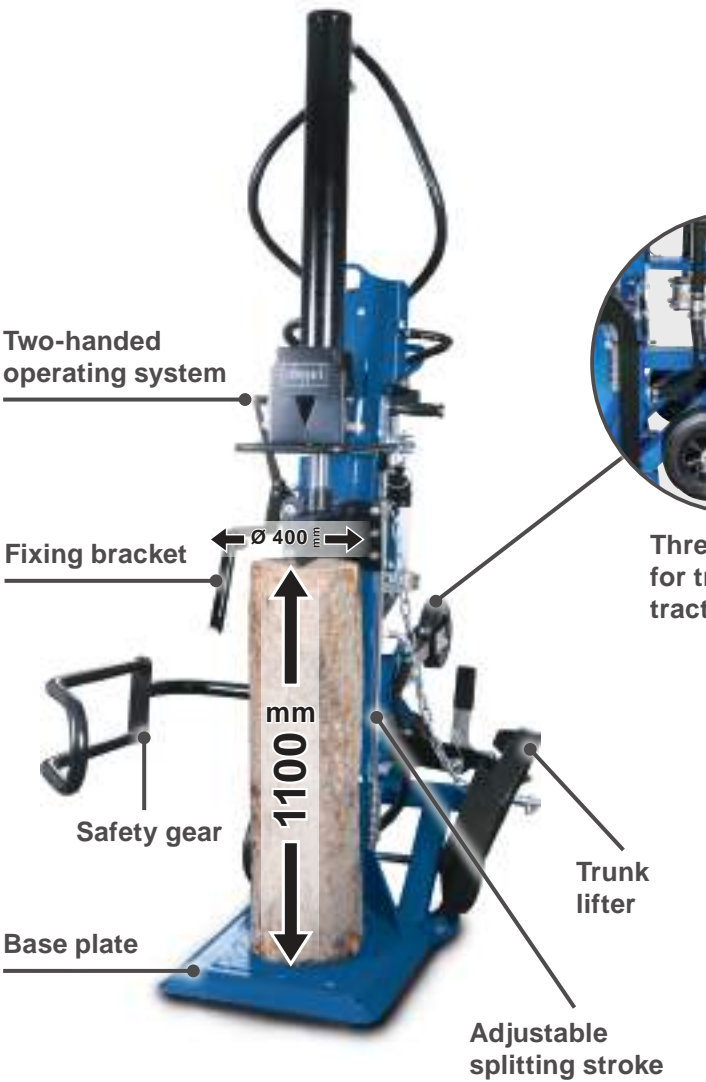
Splitting power max.	30 t
Wood length max.	1100 mm
Cylinder rise	948 mm
Forward speed 1 / 2	Motor: 12.5 / 3.,7 cm/s PTO: 21.5 / 5.7 cm/s
Return speed	Motor: 6.7 cm/s PTO: 10.4 cm/s
Motor	400 V + PTO
Engine power	5500 W

LOGISTICAL DATA

Weight net / gross	373.1 / 386.1 kg
Packaging dimensions	970 x 680 x 2000 mm
Article number	5905510902
Barcode	4046664072058
20 Container	20 pcs
40 Container	41 pcs
40 HQ Container	41 pcs



Using the log fixing device, the log can be secured before the splitting process without having to hold it.



Three-point linkage for transportation by tractor

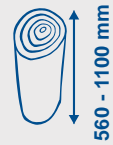
PRODUCT DETAILS

Log diameter



100 - 400 mm

Log size



560 - 1100 mm

Powerful splitting



max. 30 t

Engine power



5500 W

Adjustable splitting system



stufenlos

Robust design



2 drive types



Drive shaft



Induction motor

EXAMPLES OF USE



Hardwood



Softwood



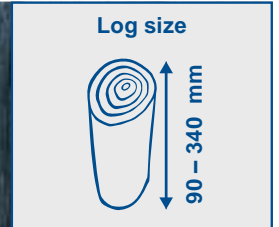
The 2-hand safety operation, the on/off switch and the log catching bars on both sides allow safe and effective working.



The log lifter allows ergonomic and effortless working.

KINDLING SPLITTER

- Ideal for firewood and kindling
- Suitable for timber from 90 to 340 mm
- Kindling splitter made of robust and durable cast iron
- **Lever length of 560 mm** allows particularly easy and convenient splitting
- **Particularly safe splitting** because the splitting process is under control at all times, as opposed to when using an axe
- High-quality **blade can be sharpened, 220 mm**
- **Easy wall mounting**
- Ergonomic wooden handle for easy use
- **Compact dimensions 135 x 85 x 590 mm**



560 mm
lever length

220 mm
blade can be
sharpened

Robust
cast iron
construction

Wall mounting
for the perfect
ergonomic
working height

SPECIFICATIONS

Dimensions L x W x H	135 x 85 x 590 mm
Blade length	220 mm
Lever length	560 mm
Steps	6 pcs
Splitting length	90 / 140 / 190 / 240 / 290 / 340 mm
Mounting screws	4 x hexagon Ø 8 x 70 mm
Nylon dowels	Ø 10 x 50 mm

LOGISTICAL DATA

Weight net / gross	4.5 / 4.8 kg
Packaging dimensions	615 x 150 x 95 mm
Articel number	7905907001
Barcode	4046664042686
20 Container	2240 pcs



EXAMPLES OF USE SUITABLE FOR

Outdoor



Indoor



The ergonomic wooden handle and the lever length of 560 mm ensure effortless splitting of kindling wood.




PRODUCT DETAILS

Blade can be sharpened



Log size



Safe handling



Easy mounting



Robust



Compact design



High level of safety, thanks to constant control during the splitting process.

EXAMPLES OF USE



Hardwood



Softwood

405 MM ROCKING LOG SAW

- Robust steel construction
- High cutting performance
- Includes stop to specify cutting length
- Quick and ergonomic handling with patented protection cover
- Enclosed and safe sawing area
- Carbide toothed saw blade, diameter 405 mm

**SPECIFICATIONS**

Dimensions L x W x H	1002 x 737 x 1046 mm
Saw blade diameter	405 mm
Cutting diameter max.	140 mm
Cutting length min. / max.	300 – 1000 mm
Cutting speed	2800 rpm
Motor	230 V~
Engine power	2200 W

LOGISTICAL DATA

Weight net / gross	39 / 43 kg
Packaging dimensions	1075 x 776 x 247 mm
Article number	5905114901
Barcode	4046664071662
20 Container	150 pcs
40 Container	320 pcs
40 HQ Container	363 pcs

Both softwood and hardwood can be processed perfectly using the HS410.



The rocker extension is perfect for long work pieces which are ideally supported.



The patented protection cover allows safe and comfortable working with the HS410.



PRODUCT DETAILS

Cutting length



300 – 1000 mm

Cutting diameter



max. 140 mm

Saw blade diameter



405 mm

Cutting speed 2800 rpm



2200 W

230 V motor



Robust



Patented protective cover



The attached stop is used to specify the cutting length.



505 MM ROCKING LOG SAW

- Robust, welded steel construction
- High cutting performance
- Includes extendable rocker extension
- Quick and ergonomic handling with patented protection cover
- Enclosed and safe sawing area
- Carbide toothed saw blade, diameter 505 mm



Extendable
rocker extension

Saw blade
diameter 505 mm

Steel construction

SPECIFICATIONS

Dimensions L x W x H	1015 x 809 x 994 mm
Saw blade diameter	505 mm
Cutting diameter min. - max.	30 - 170 mm
Cutting length min. - max.	250 - 1000 mm
Cutting speed	2800 rpm
Motor	230 V~
Engine power	3000 W

LOGISTICAL DATA

Weight net / gross	65 / 83 kg
Packaging dimensions	790 x 780 x 1135 mm
Article number	5905113901
Barcode	4046664071655
20 Container	42 pcs
40 Container	90 pcs
40 HQ Container	90 pcs



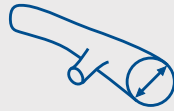
PRODUCT DETAILS

Cutting length



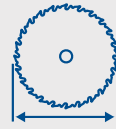
250 – 1000 mm

Cutting diameter



30 – 170 mm

Saw blade diameter



505 mm

Cutting speed 2800 rpm



3000 W



Patented protective cover



The attached stop is used to specify the cutting length.



The machine can be manoeuvred easily thanks to its wheels.



700 MM ROCKING LOG SAW

- High performance 700 mm HW sawblade
- Rugged welded steel construction for long service life
- Extremely sturdy, powerful and comfortable
- Huge cutting capacity
- Fast and ergonomic handling with the protective cover
- Enclosed and safe sawing area



★ ★ ★
With patented
protective cover
according to
latest regulations



Ergonomic
handling thanks
to patented
protection cover

Saw blade
diameter 700 mm

Sturdy and
torsion-resistant
steel construction

Steel construction

Wheels

SPECIFICATIONS

Dimensions L x W x H	1260 x 700 x 1220 mm
Saw blade diameter	700 mm
Cutting diameter min. – max.	30 – 240 mm
Cutting length min. – max.	250 – 1000 mm
Cutting speed	1400 rpm
Motor	400 V
Engine power	4500 W

LOGISTICAL DATA

Weight net/gross	89 / 149 kg
Packaging dimensions	1115 x 745 x 1100 mm
Article number	5905112902
Barcode	4046664069492
40 HQ Container	60 pcs

Space-saving storage thanks to rocker lock.



PRODUCT DETAILS

Cutting length



250 – 1000 mm

Cutting diameter



30 - 240 mm

Saw blade diameter



700 mm

Cutting speed 1400 rpm



max. 4500 W



Transportable



Robust



Patented protective cover



The patented protection cover allows safe and comfortable working with the HS730.



EXAMPLES OF USE

Both softwood and hardwood can be processed perfectly using the HS730.



505 MM ROCKING LOG SAW

- Powerful 2600 W (230 V~) or 3000 W (400 V) motor
- High performance 505 mm HW sawblade for fast and efficient cutting of all types of wood
- Rugged welded steel construction for long service life
- Huge cutting capacity
- Fast and ergonomic handling with the patented protective cover
- Enclosed and safe sawing area
- Extremely sturdy, powerful and comfortable
- Cuts multiple logs at one stroke
- Pre-assembled



★ ★ ★
With patented protective cover according to latest regulations

MADE IN
GERMANY



SPECIFICATIONS

Dimensions L x W x H	860 x 775 x 990 mm	
Saw blade diameter	505 mm	
Cutting diameter max.	170 mm	
Cutting length min. / max.	200 – 1200 mm	
Cutting speed	2800 min ⁻¹	
Motor	230 V~	400 V
Engine power	2600 W	3000 W

LOGISTICAL DATA

Weight net / gross	75 / 80.5 kg	
Packaging dimensions	940 x 765 x 620 mm	
Article number	5905108901 (230 V~)	5905108902 (400 V~)
Barcode	4014915194057	4014915194088
1 Truck	99 pcs	



Ergonomic handling thanks to patented protection cover.

2 power settings	
230 V~ / 50 Hz	400 V~ / 50 Hz
2600 W	3000 W



Both softwood and hardwood can be processed perfectly using the HS520.



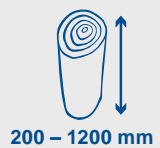
The indents in the rocker prevent the round material from slipping through



Space-saving storage thanks to rocker lock.

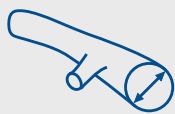
PRODUCT DETAILS

Cutting length



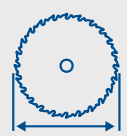
200 – 1200 mm

Cutting diameter



up to 170 mm

Saw blade diameter



505 mm

Cutting speed 2800 rpm



Transportable



Patented protective cover



700 MM ROCKING LOG SAW

- Powerful 3000 W (230 V~) or 4500 W (400 V) motor
- High performance 700 mm HW sawblade for fast and efficient cutting of all types of wood
- Rugged welded steel construction for long service life
- Huge cutting capacity
- Fast and ergonomic handling with patented protective cover
- Enclosed and safe sawing area
- Effortless work because of the ideal rocker pivot point
- Fully assembled
- Cuts multiple logs at one stroke

MADE IN
GERMANY



★ ★ ★
With patented
protective cover
according to
latest regulations

Saw blade
diameter 700 mm



SPECIFICATIONS

Dimensions L x W x H	1270 x 730 x 1130 mm	
Saw blade diameter	700 mm	
Cutting diameter max.	240 mm	
Cutting length min. – max.	250 – 1500 mm	
Cutting speed	1400 rpm	
Motor	230 V~ / 50 Hz	380 – 420 V / 50 Hz
Engine power	3000 W	4500 W

LOGISTICAL DATA

Weight net / gross	95,5 / 117 kg	89,5 / 111 kg
Packaging dimensions	1200 x 800 x 1274 mm	
Article number	5905109901 (230 V~)	5905109902 (380 – 420 V)
Barcode	4014915194163	4014915194064
1 Truck	34 pcs	



The patented protection cover allows safe and comfortable working with the HS720.



The machine can be moved easily, thanks to the integrated wheels



Sturdy and torsion-resistant steel construction

Wheels

2 power settings

230 V~ / 50 Hz

400 V~ / 50 Hz

3000 W

4500 W



Safe transport and space-saving storage thanks to rocker lock.



Both softwood and hardwood can be processed perfectly using the HS720.

PRODUCT DETAILS

Cutting length



bis zu 1500 mm

Log diameter



60 - 240 mm

Saw blade diameter



700 mm

Cutting speed 1400 rpm



Robust



Transportable



Tested safety



Patented protective cover



HS510 / HS520

	Description	Article number	Barcode
1 TCT sawblade	Ø 505 x 30 mm / 40 T	7905100602	4046664029601
2 Circular sawblade CV	Ø 500 x 30 mm, AT* / 56 T	10023205	4014915010234
3 Circular sawblade TCT	Ø 500 x 30 mm, AT* / 44 T	15270704	4014915038696
4 Circular sawblade TCT	Ø 500 x 30 mm, AT* / 36 T	56000702	4014915038771

HS720

	Description	Article number	Barcode
1 TCT sawblade	Ø 700 x 30 mm / 56 T	10023207	4014915020981
2 Circular sawblade TCT	Ø 700 x 30 mm, AT* / 42 T	13108001	4014915031963
3 Circular sawblade TCT	Ø 700 x 30 mm, AT* / 84 T	13110701	4014915036838
4 Dust extractor unit	Connection Ø 100 mm	1905109700	4014915201847
5 Dust extractor unit for kwz 7.0, kw-ze 7.0 und wox d700sl	Connection Ø 100 mm	15300707	4014915071815
6 Rocker extension	With cutting length indicator up to 330 mm	15300706	4014915070146

5

6



HS730

	Description	Article number	Barcode
1 TCT sawblade	Ø 700 x 30 mm / 56 T	10023207	4014915020981
2 Circular sawblade TCT	Ø 700 x 30 mm, AT* / 42 T	13108001	4014915031963
3 Circular sawblade TCT	Ø 700 x 30 mm, AT* / 84 T	13110701	4014915036838

	Description	Article number	Barcode
1 Protective cover for HS520, HS720, HS720B, wox d700, wox d700sl, kw 7.0, kwz 7.0, kw-ze 7.0	1500 x 1000 x 1300 mm	7905301702	4014915087984



*AT = alternating teeth  | LF = long cut - flat teeth 



DIGITAL TABLETOP DRILL

- Precise setting of the speed of 500 – 2600 rpm via digital display
- Quick clamping of the drill into the precision drill chuck
- Integrated laser for precise drilling
- Quick-release clamp for fixing the workpieces
- Powerful 710 W motor
- 280 mm distance between clamping chuck and table
- Chuck clamping range of 1.5 to 13 mm for maximum drill holes of 13 mm in steel and of 40 mm in wood
- Stable 320 x 305 mm mounting plate



Digital display

Precision drill chuck

Laser

Quick-clamp screw

**SPECIFICATIONS**

Dimensions L x W x H	380 x 250 x 675 mm
Base L x B x H	320 x 305 x 30 mm
Speed range	500 – 2600 rpm
Chuck capacity	1.5 – 13 mm
Drill stroke	70 mm
Drill-Ø in wood	40 mm
Drill-Ø in steel	13 mm
Drive	electronically controlled
Chuck to base max.	280 mm
Motor	220 – 240 V~
Engine power	710 W

LOGISTICAL DATA

Weight net / gross	8.3 / 9.9 kg
Packaging dimensions	690 x 340 x 220 mm
Article number	5906822901
Barcode	4046664094913
20 Container	558 pcs
40 Container	1218 pcs
40 HQ Container	1458 pcs



EXAMPLES OF USE

SUITABLE FOR PRECISE DRILLING IN

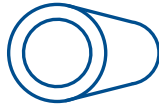
wood



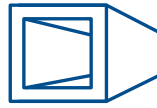
steel



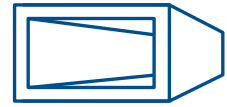
metal



aluminium



plastic



Quick-release clamp, perfect for secure and precise drill hole placement

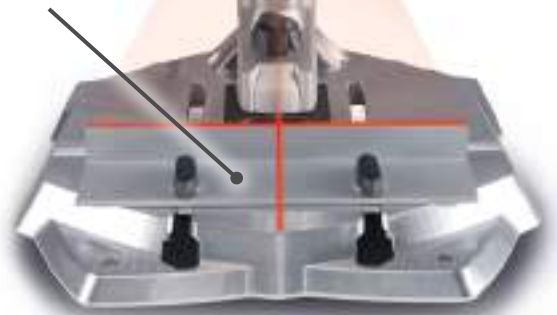
The depth stop allows you to drill precisely to a specific depth



Chuck guard

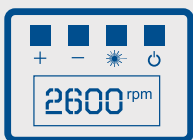
Easy handling thanks to ergonomic handle

Parallel stop for precise holes that can be reproduced



PRODUCT DETAILS

Digital display



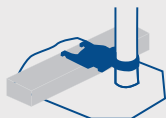
Precision laser



Variable Speed
500 – 2600 min⁻¹



Quick-clamp screw



Ergonomic handle



Chuck capacity
1,5 – 13 mm



Lightweight



Powerful motor



Precise working thanks to the cross-line laser

DIGITAL TABLETOP DRILL

- Absolutely precise setting of speed using digital display
- Easy to read drilling depth; stitch drilling also possible without problems
- Powerful 2-gear drive for the correct setting
- Tool-free mounting of the drill in the quick-release drill chuck
- Integrated laser for easy and precise drilling
- Integrated LED for perfect illumination of the work area
- The quick clamp also fixes round workpieces



Handle mountable on either sides

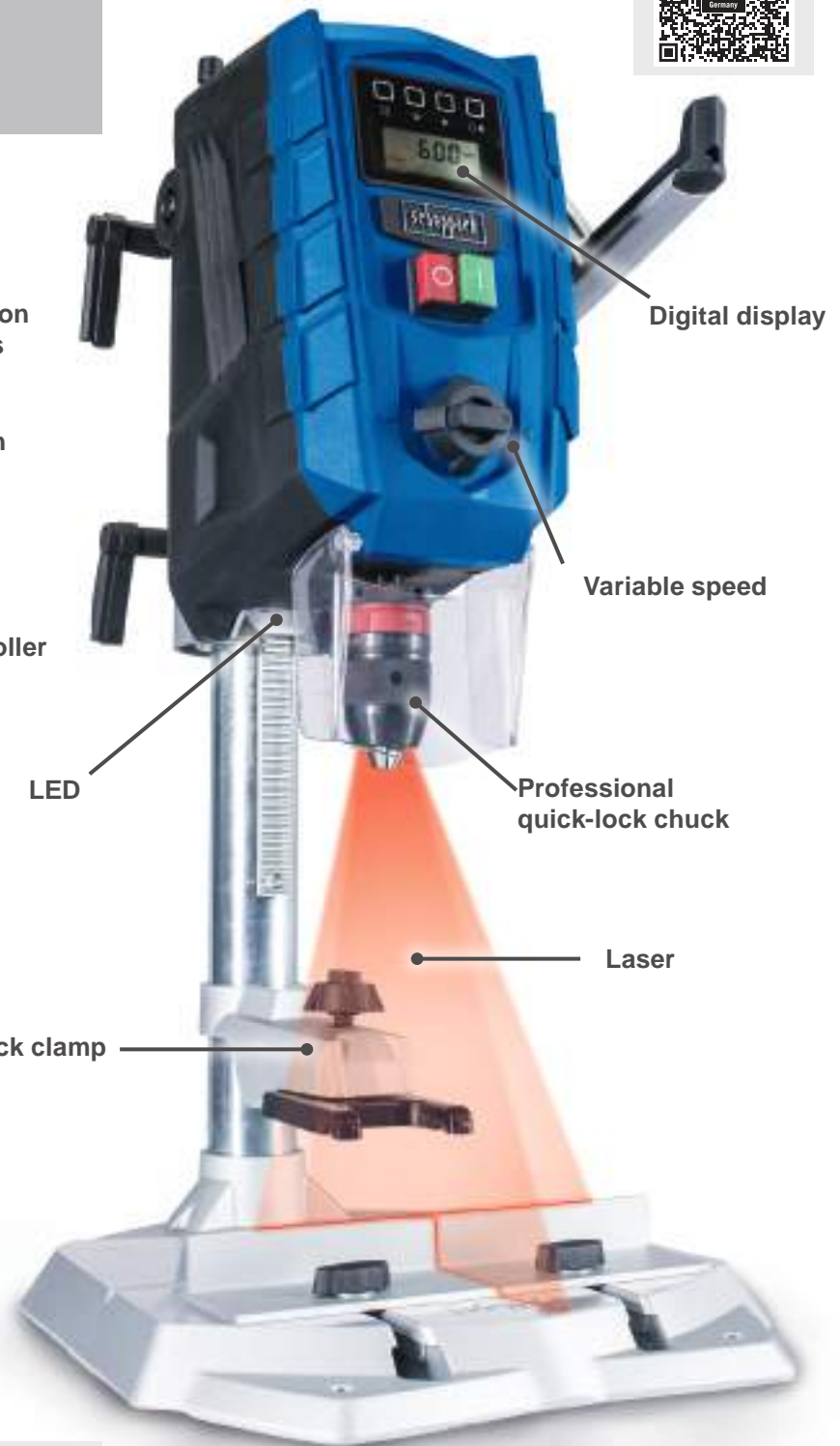
Gear switch



Speed controller



Quick clamp



Digital display

Variable speed

LED

Professional quick-lock chuck

Laser



SPECIFICATIONS

Dimensions L x W x H	350 x 300 x 750 mm
Base L x B x H	350 x 300 x 30 mm
Speed range	170 – 880 / 490 – 2600 rpm
Chuck capacity	1.5 – 13 mm
Drill stroke	100 mm
Drill-Ø in wood	40 mm
Drill-Ø in steel	13 mm
Drive	2 gears
Chuck to base max.	280 mm
Motor	220 – 240 V- / 50 Hz
Input	710 W

LOGISTICAL DATA

Weight net / gross	9.4 / 11.5 kg
Packaging dimensions	690 x 340 x 200 mm
Article number	5906821901
Barcode	4046664092209
20 Container	576 pcs
40 Container	1224 pcs
40 HQ Container	1445 pcs



EXAMPLES OF USE

SUITABLE FOR PRECISE DRILLING IN

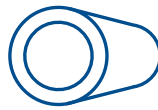
wood



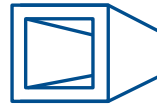
steel



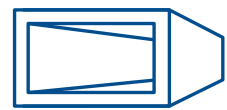
metal



aluminium



plastic



Quick-release clamp, perfect for secure and precise drill hole placement

Easy handling thanks to ergonomic handle




Chuck guard

Parallel stop for precise holes that can be reproduced

PRODUCT DETAILS

Digital display



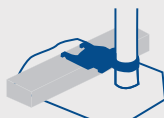
Precision laser



Variable speed
170 – 2600 rpm



Quick-release clamp



Ergonomic handle




Chuck capacity
1.5 – 13 mm




Lightweight



Powerful
710 W motor



Adjustable speed



2 gears for ideal adjustment of the speed to the work piece



Rapid, tool-free drill bit replacement thanks to professional quick-release chuck

DP60




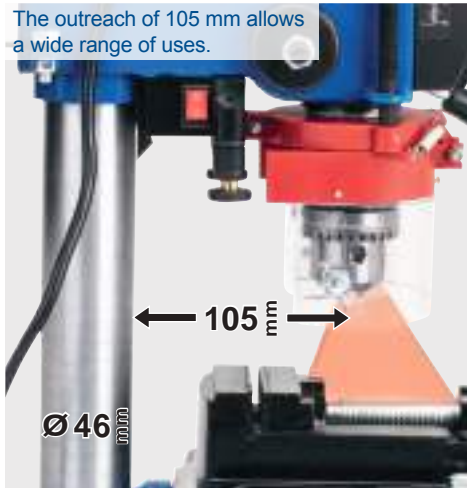
Traditional manufacturers



BENCH DRILL

- 5 speeds for timber, metal and all conventional plastics
- Drill chuck capacity from 1.5 to 13 mm
- Robust steel construction
- High-performance 500 W motor
- Integrated laser for precise drilling results
- 250 mm max. distance between chuck and frame foot
- 170 mm max. distance between chuck and table
- Stable 190 x 290 mm base plate

The outreach of 105 mm allows a wide range of uses.




5 speed selections


Steel construction

Laser

500 W Motor



INCLUDED

**SPECIFICATIONS**

Dimensions L x W x H	435 x 220 x 600 mm
Table size	160 x 160 mm
Table tilt	45° - 0 - 45°
Speed range	600 - 2650 rpm
Chuck capacity	1.5 - 13 mm
Max. chuck to table	170 mm
Max. chuck to base	250 mm
Motor	230 - 240 V~
Engine power	500 W

LOGISTICAL DATA

Weight net / gross	13.5 / 15 kg
Packaging dimensions	460 x 380 x 250 mm
Article number	5906810901
Barcode	4046664068808
20 Container	640 pcs
40 Container	1380 pcs
40 HQ Container	1500 pcs



EXAMPLES OF USE SUITABLE FOR PRECISE DRILLING IN

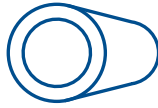
Wood



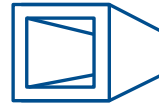
Steel




Metal




Aluminium



Plastic

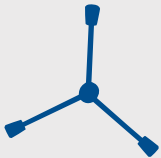


UNIVERSAL AND VERSATILE USE



PRODUCT DETAILS

Ergonomic handle



Precision laser



Variable speed
600 – 2650 rpm
can be adjusted in 5 steps



Belt drive



Drilling table can be
adjusted from +45° to -45°



Chuck capacity
1.5 – 13 mm



Heavy weight
ensures sturdy positioning



Powerful 500 W motor



The tried-and-tested gearing principle using the chuck key guarantees high clamping force.

DP16VLS



Traditional manufacturers



The drilling depth can be specified precisely using a scale so it can be reproduced.



BENCH DRILL

- 5 speeds for timber, metal and all conventional plastics
- Drill chuck capacity from 1.5 to 13 mm
- Robust cast iron construction
- High-performance 550 W motor
- Integrated laser for precise drilling results
- 405 mm max. distance between chuck and frame foot
- 305 mm max. distance between chuck and table
- Stable 208 x 341 mm base plate
- Drilling table can be angled from 45° to + -45°
- Includes vice



5 speed selections

Quick-lock
chuck comes
as standard


Laser

550 W motor

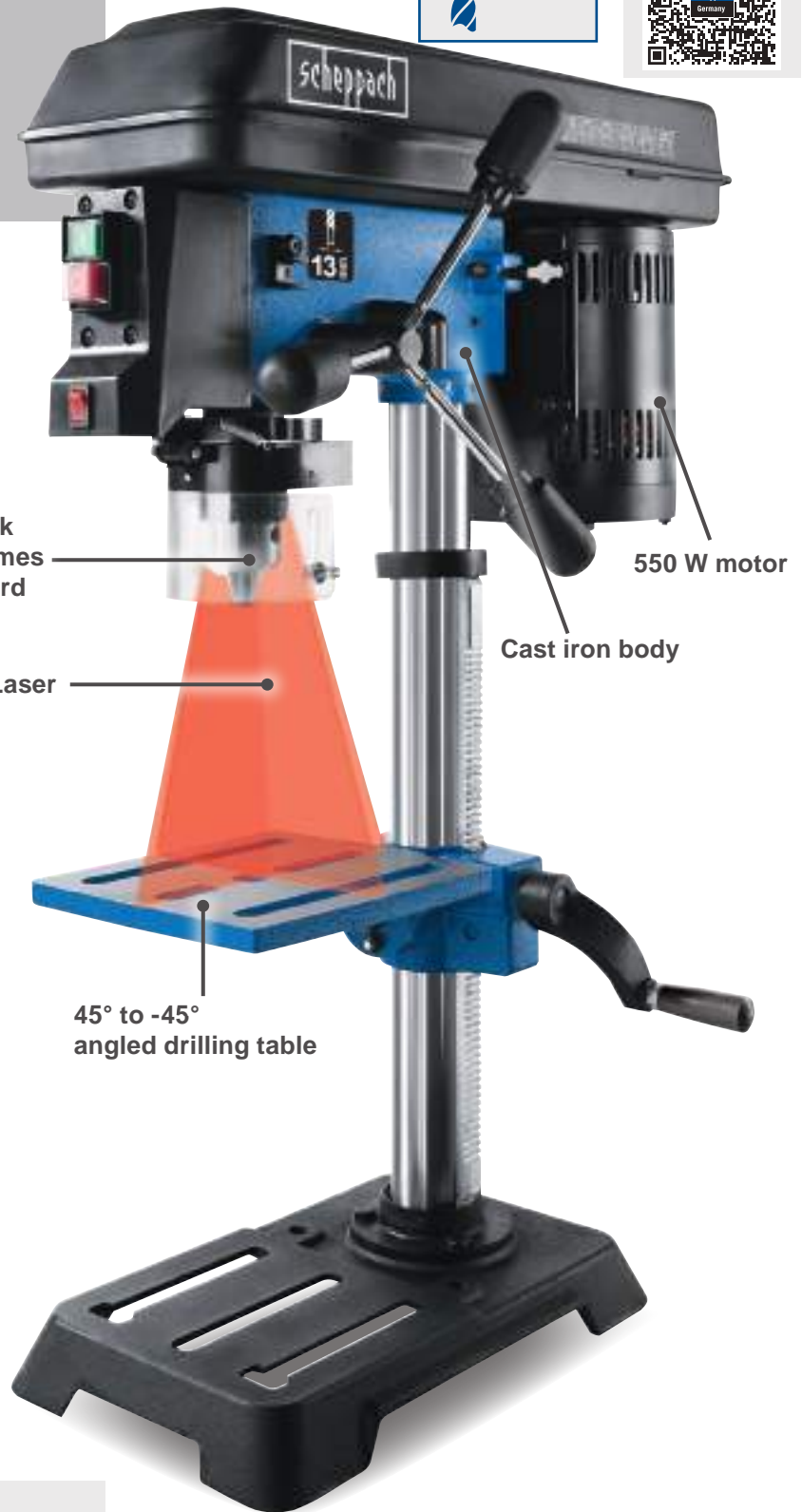
Cast iron body

45° to -45°
angled drilling table

INCLUDED



60 mm
Drilling
depth

**SPECIFICATIONS**

Dimensions L x W x H	490 x 220 x 735 mm
Table size	194 x 165 mm
Table tilt	45° – 0 – 45°
Speed range	510 – 2430 rpm
Chuck capacity	1.5 – 13 mm
Max. chuck to table	305 mm
Max. chuck to base	405 mm
Motor	230 V~
Engine power	550 W

LOGISTICAL DATA

Weight net / gross	22 / 24 kg
Packaging dimensions	605 x 390 x 305 mm
Article number	4906807901
Barcode	4046664036432
20 Container	378 pcs
40 Container	790 pcs
40 HQ Container	872 pcs



EXAMPLES OF USE SUITABLE FOR PRECISE DRILLING IN

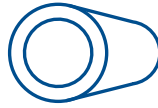
Wood



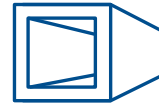
Steel



Metal



Aluminium




Plastic



The emergency stop switch guarantees a high degree of safety when needed.

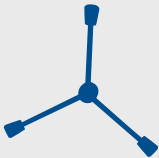


The outreach of 105 mm allows a wide range of uses.



PRODUCT DETAILS

Ergonomic handle



Precision laser



Variable speed
510 – 2430 rpm
can be adjusted in 5 steps



Belt drive



Drilling table can be
adjusted from +45° to -45°



Chuck capacity
1.5 – 13 mm



Heavy weight
ensures sturdy positioning



Powerful 550 W motor



The tried-and-tested gearing principle using the chuck key guarantees high clamping force.

DP16SL

Traditional manufacturers



Precise working thanks to the cross-line laser.



The chuck guard increases work safety.




PROFESSIONAL PILLAR DRILL

- Quick-lock chuck comes as standard
- Variable speed from 440 to 2580 rpm to suit wood, metal & plastic
- Chuck capacity 1.5 – 13 mm
- Sturdy cast iron construction
- Excellent, value for money bench mounted workshop tool
- Powerful 550 W motor
- Digital speed display



Precise working thanks to the cross-line laser



Digital speed display

Quick-lock chuck comes as standard

Laser

Cast iron construction

870 mm

SPECIFICATIONS

Dimensions L x W x H	340 x 500 x 870 mm
Table size	190 x 190 mm
Table tilt	45° – 0 – 45°
Speed range	440 – 2580 rpm
Chuck capacity / type	1.5 – 13 mm / quick-lock chuck
Max. chuck to table	350 mm
Max. chuck to base	465 mm
Motor	230 – 240 V~
Input	550 W

LOGISTICAL DATA

Weight net / gross	27 / 29 kg
Packaging dimensions	710 x 480 x 280 mm
Article number	5906820901
Barcode	4046664091417
20 Container	252 pcs
40 Container	504 pcs
40 HQ Container	584 pcs



EXAMPLES OF USE SUITABLE FOR PRECISE DRILLING IN

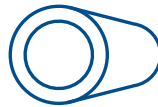
Wood



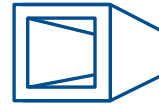
Steel



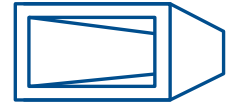
Metal



Aluminium



Plastic



UNIVERSAL AND VERSATILE USE



PRODUCT DETAILS

Digital display



Precision laser



Variable speed
440 – 2580 rpm



Belt drive



Drilling table can be
adjusted from +45° to -45°



Chuck capacity
1,5 – 13 mm



Heavy weight ensures
sturdy positioning




Powerful motor



Rapid, tool-free drill bit replacement
thanks to quick-release chuck

DP19Vario



herkömmliche Hersteller





The drilling depth can be specified
precisely using a scale so it can be
reproduced.



PROFESSIONAL PILLAR DRILL

- Quick-release drill chuck as standard
- Continuous speed control from 440 to 2580 min⁻¹ for timber, metal and all conventional plastics
- Drill chuck capacity from 1 to 16 mm
- Robust cast iron construction
- Excellent value for money
- High-performance 550 W motor
- Table extension with support roller, positioning laser and LED work light as standard



OPTIONAL ACCESSORY

BENCH VICE



Article number: 7906800701
Barcode: 4046664037606



LOGISTICAL DATA

Weight net / gross	38.5 / 41 kg
Packaging dimensions	750 x 500 x 290 mm
Article number	5906807901
Barcode	4046664045328
20 Container	230 pcs
40 Container	460 pcs
40 HQ Container	550 pcs

SPECIFICATIONS

Dimensions L x W x H	540 x 390 x 950 mm
Table size	240 x 240 mm
Table tilt	45° – 0 – 45°
Speed range	440 – 2580 rpm (variable speed)
Chuck capacity / type	1 – 16 mm / quick-lock chuck
Max. chuck to table	325 mm
Max. chuck to base	495 mm
Motor	230 – 240 V~
Input	S1 550 W, S2 10min 750 W



EXAMPLES OF USE SUITABLE FOR PRECISE DRILLING IN

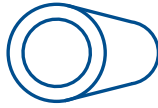
Wood



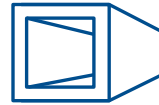
Steel



Metal



Aluminium



Plastic



Rapid, tool-free drill bit replacement thanks to quick-release chuck.


DP18Vario



Traditional manufacturers



The drilling depth can be specified precisely using a scale so it can be reproduced.



Precise working thanks to the cross-line laser.

PRODUCT DETAILS

Digital display



Precision laser and LED



Variable speed
440 – 2850 rpm



Belt drive



Emergency stop switch



Chuck capacity
1 – 16 mm



Heavy weight
ensures sturdy positioning



Powerful motor



Table width extension can be adjusted from +45° to -45°.




Thanks to the table width extension, even larger work pieces can be processed safely and without effort.

OPTIONAL ACCESSORY

CUTTING DISC

Ø 355 x 25.4 mm



Article number: 5903702701

Barcode: 4046664038085

355 MM CUT OFF SAW

- Ideal for clean and precise cuts in metal
- Powerful 2600 W motor with 4200 rpm
- 355 mm cutting wheel, max. cutting height 115 mm
- Tilt angle from 0 to 45 ° for mitre cuts
- Enclosed cutting wheel guard for safe work
- Spindle lock for a quick and easy change of the cutting wheel
- Stable and yet transportable with a weight of 12.9 kg
- Including soft start



SPECIFICATIONS

Dimensions L x W x H	620 x 270 x 605 mm
Disc diameter	355 x 25.4 x 3 mm
Max. Cutting capacity at 90°	Ø 115 mm / 137 x 100 mm
Swivel range	45° - 0° - 30°
No load speed	4200 rpm
Motor	220 - 240 V~ / 50 Hz
Input	2600 W

LOGISTICAL DATA

Weight net / gross	12.9 / 14.6 kg
Packaging dimensions	550 x 310 x 410 mm
Article number	5903703901
Barcode	4046664139393
20 Container	415 pcs
40 Container	850 pcs
40 HQ Container	1000 pcs

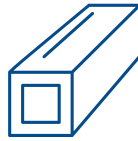


EXAMPLES OF USE SUITABLE FOR


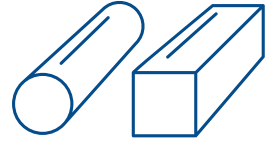
Round material



Square material



Full material, round/square



The work piece can be quickly and firmly secured at any angle.



Completely enclosed saw blade guard ensures increased safety.



The adjustable handle ensures fatigue-free working with the saw.

Ergonomic handle



Easy storage



Work pieces do not have to be cooled

PRODUCT-DETAILS

Disc diameter



355 x 25.4 x 3 mm

Round material



115 mm

Square material



137 x 100 mm

Speed



4200 rpm

Powerful 2600 W motor



Soft start



Mitres possible from +45° to -30°



Robust





LED



METAL BAND SAW

- Powerful 1200 W motor with consistent power
- Suitable for both stationary and flexible use with both hands
- Can be used from PVC to stainless steel with material thicknesses up to 127 x 127 mm
- Two insulated handles, one of which is adjustable, so that the saw always lies comfortably in the hand
- Variable cutting speeds from 0.7 to 2.4 m/s for different materials
- Light and handy for universal use
- Heavy-duty work table for reliable stability with new fixing mechanism
- Including saw band, LED work lamp, Allen key and 2.2 m cable

2IN1

- ✓ Hand-guided
- ✓ Stationary

Adjustable handle

Variable cutting speeds

LED

Suitable for both stationary and flexible use

OPTIONAL ACCESSORIES

SAW BLADE

1140 x 12.7 x 0.65 mm / 10 / 14 T



Article number: 7901506701
Barcode: 4046664070993

10 / 14 T

SPECIFICATIONS

Dimensions L x W x H	648 x 291 x 573 mm
Swivel range	0° – 45°
Saw blade length	1141 mm
Cutting speed	0.7 – 2.4 m/s
Cutting-Ø max.	80 mm
Cutting height / width: 90° / 90°	127 / 127 mm
Cutting height / width: 45° / 45°	41.5 / 127 mm
Motor	220 – 240 V~ / 50 Hz
Engine power	1200 W

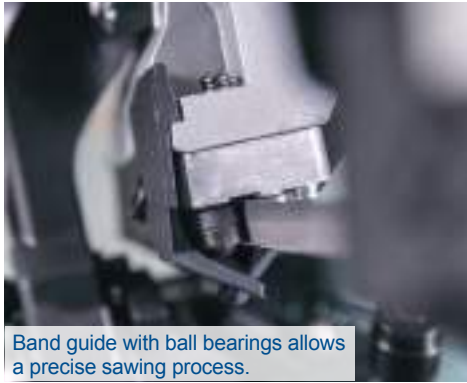
LOGISTICAL DATA

Weight net / gross	13.6 / 15.3 kg
Packaging dimensions	380 x 360 x 565 mm
Article number	5901508901
Barcode	4046664122364
20 Container	368 pcs
40 Container	744 pcs
40 HQ Container	872 pcs

INCLUDED



Using the MBS1200, mitre cuts of 0° - 45° can be sawed.



Band guide with ball bearings allows a precise sawing process.



The adjustable handle ensures fatigue-free working with the saw.

PRODUCT DETAILS

Saw band length



1141 mm

Cutting-Ø max.



max. 80 mm

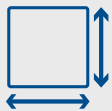
LED



Powerful 1200 W motor

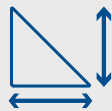


Cutting height / width: 90° / 90°



127 / 127 mm

Cutting height / width: 45° / 45°



41,5 / 127 mm

Variable saw band speed



0,7 - 2,4 m/s

2 in 1



Hand-guided



Stationary



VARIABLE CUTTING SPEEDS

FOR DIFFERNT MATERIALS



IRON



STEEL



ALUMINIUM



**STAINLESS
STEEL**



PLASTIC



COPPER



SPECIFICATIONS

	CB01	CB02
Dimensions L x W x H	3100 x 140 x 130 mm	3100 x 140 x 130 mm
Lift capacity	1000 kg	2000 kg
Lifting height	3000 mm	3000 mm

LOGISTICAL DATA

	CB01	CB02
Weight net / gross	9.5 / 10 kg	13.4 / 13.9 kg
Packaging dimensions	250 x 170 x 145 mm	270 x 190 x 145 mm
Article number	4907401000	4907402000
Barcode	4046664015307	4046664015314
20 Container	2500 pcs	1900 pcs
40 Container	2800 pcs	2150 pcs
40 HQ Container	2800 pcs	2150 pcs

CHAIN HOIST

- 1000 kg maximum lift capacity (CB01)
- 2000 kg maximum lift capacity (CB02)
- 3000 mm lifting height
- Ideal for lifting, moving, positioning and securing loads
- Controlled lifting and lowering facility
- Long operating chain
- Hook with safety latch



EXAMPLES OF USE

Court



House



Workshop



Construction site



PRODUCT DETAILS

Lift capacity



1000 kg (CB01)
2000 kg (CB02)

Lifting height



3000 mm

Load chain length

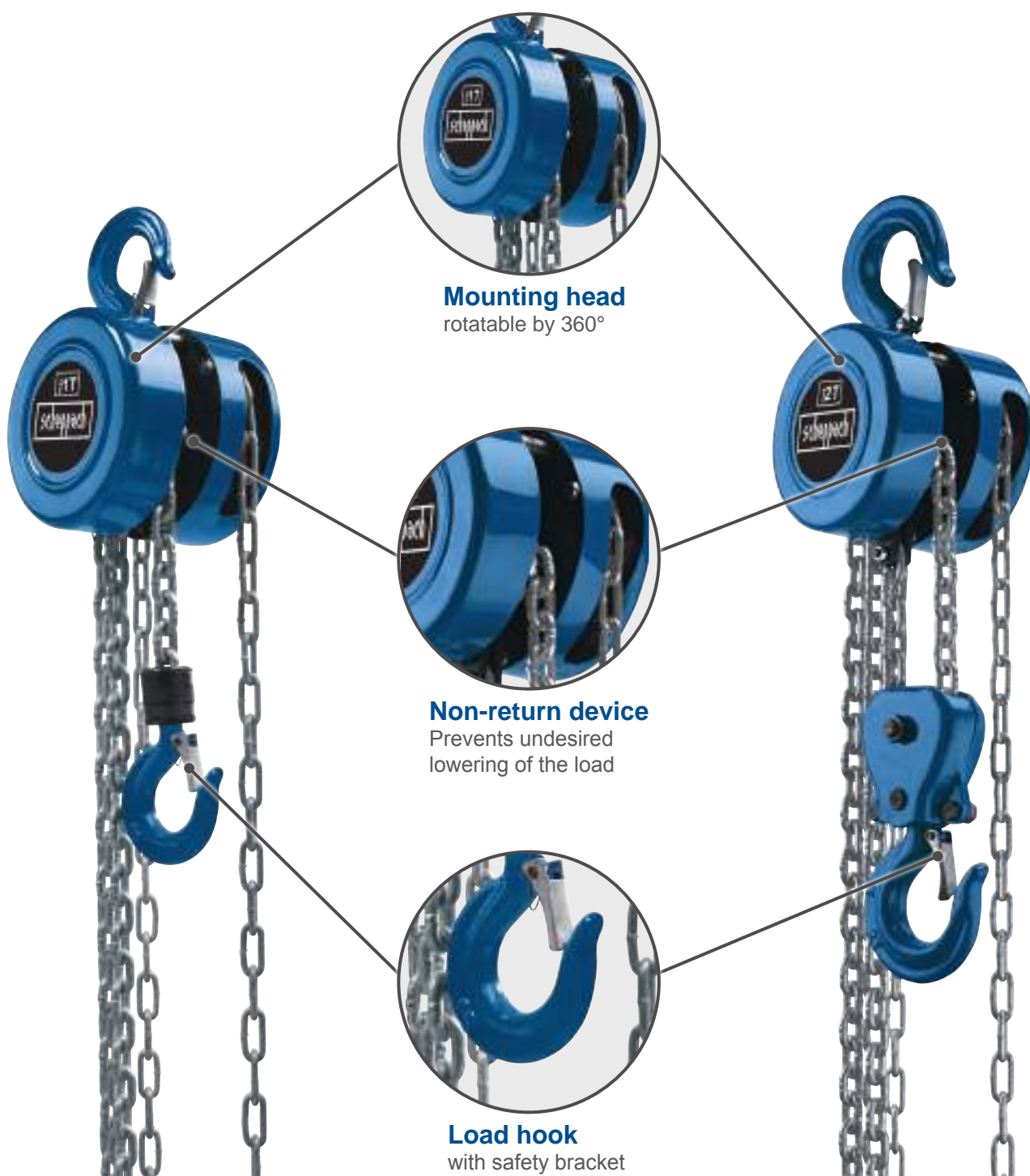


3000 mm

Operating chain length



2500 mm





ELECTRIC CABLE HOIST

- Max load capacity – 125 kg single cable and 250 kg double cable (HRS250)
- Max load capacity – 200 kg single cable and 400 kg double cable (HRS400)
- Lifting height – 12 metres single cable and 6 metres double cable
- Easy to install
- Supplied with special fixing clamps

SPECIFICATIONS

	HRS250	HRS400
Dimensions L x W x H	400 x 130 x 180 mm	460 x 160 x 220 mm
Load capacity without return pulley	125 kg	200 kg
Load capacity including return pulley	250 kg	400 kg
Lifting height without return pulley	12 m	12 m
Lifting height including return pulley	6 m	6 m
Motor	230 V~	230 V~
Input	530 W	780 W

LOGISTICAL DATA

	HRS250	HRS400
Weight net / gross	10.9 / 12.5 kg	15.5 / 17.5 kg
Packaging dimensions	420 x 140 x 235 mm	475 x 258 x 160 mm
Article number	4906904000	4906905000
Barcode	4046664015284	4046664015291
20 Container	1560 pcs	1114 pcs
40 Container	1560 pcs	1114 pcs
40 HQ Container	1560 pcs	1114 pcs



EXAMPLES OF USE

Court



House



Workshop



Construction site



Emergency switch
ensures safe work

PRODUCT DETAILS

Load capacity

125 kg or 250 kg
with pulley (HRS250)
200 kg or 400 kg
with pulley (HRS400)

Lift height

Lift without pulley: 12 m
Lift with pulley: 6 m

Steel cable diameter

3.00 mm (HRS250)
3.60 mm (HRS400)

Operating cable length

1400 mm




Limit switch
for immediate deactivation
in the upper and lower
end position



Pulley
with load hook



Safety hook
The load cannot slip out



920 MM STONE AND TILE CUTTER

- Cut large-format tiles with an edge length of 920 mm or 650 mm when cutting diagonally
- The mobile cutting head provides better control during cutting
- Swivel-mounted cutting head enables mitre cuts
- Makes mitre and plunge cuts possible
- Easy handling
- High-performance induction motor with heat protection
- Impressive cutting length (920 mm) and cutting height (36 mm)
- Robust steel construction
- 2 guide rails for perfect cutting results
- Customisable laser for precise indication of the cutting edge
- Foldable base frame with travel fixture
- 2 table width extensions to increase the support area for large work pieces

OPTIONAL ACCESSORIES

DIAMOND CUTTING DISC



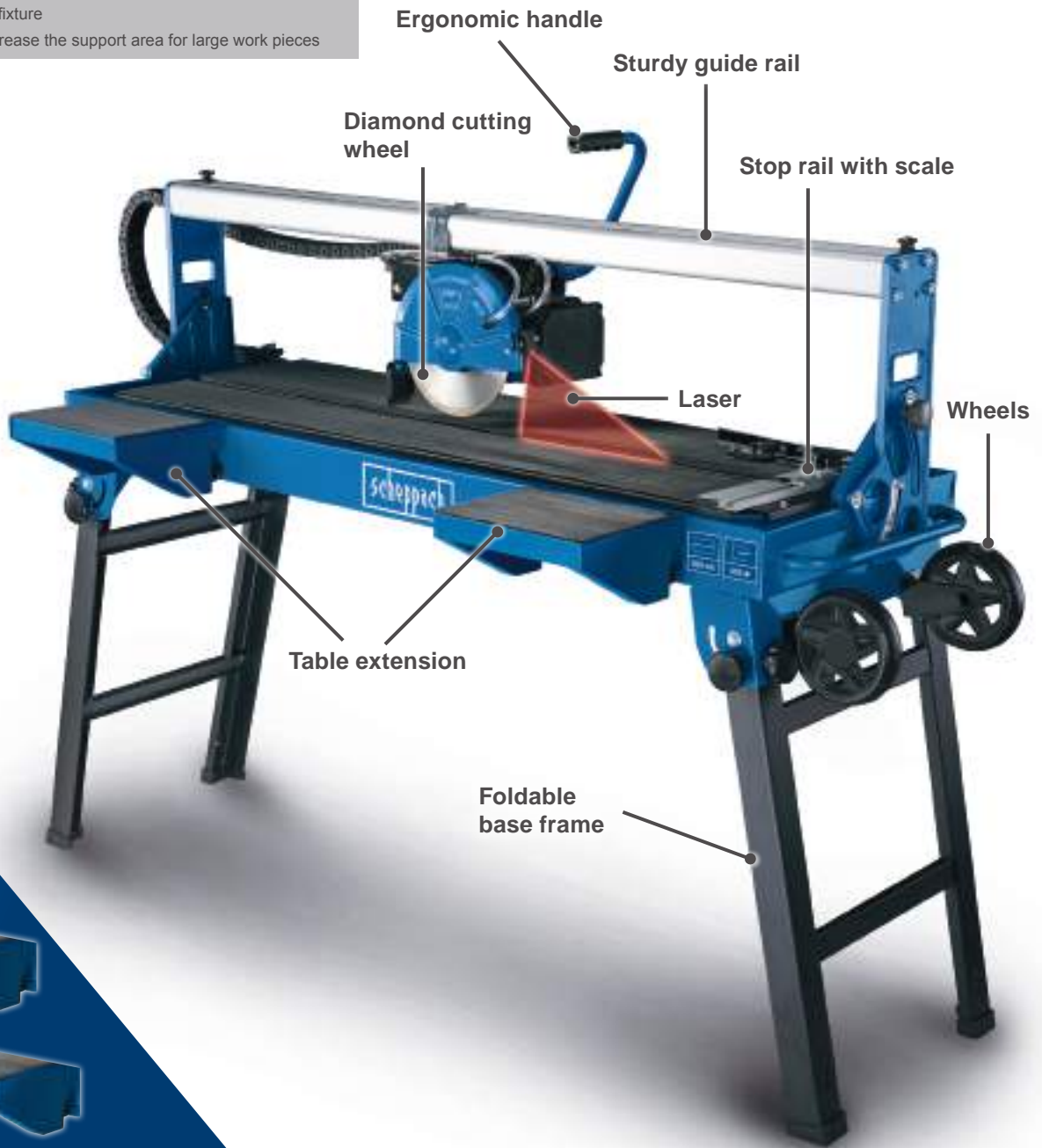
Ø 200 x 25.4 mm
Article number: 7906700705
Barcode: 4046664039686



professional, Ø 200 x 25.4 mm
Article number: 7906700703
Barcode: 4046664037439

Extensive cutting capacity of 920 mm in length

Customisable laser for precise indication of the cutting edge



INCLUDED

LOGISTICAL DATA

Weight net / gross	50 / 59 kg
Packaging dimensions	1530 x 540 x 585 mm
Article number	5906706901
Barcode	4046664034315
20 Container	42 pcs
40 Container	90 pcs
40 HQ Container	120 pcs

SPECIFICATIONS

Dimensions L x W x H	1560 x 440 x 1140 mm
Table size	1290 x 400 mm
Cutting disc diameter	200 mm
Water	30 L
Cutting length	920 mm
Cutting height 90°	36 mm
Cutting height 45°	29 mm
Motor	230 V~
Input	900 W




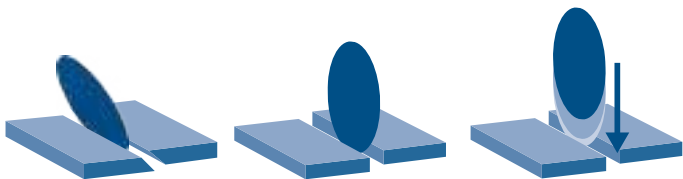


EXAMPLES OF USE

Mitre cut

Longitudinal cut

Plunge cut



2 table width extensions
to increase the shelving area for large work pieces



Angular stop
from -45° to $+45^\circ$
for mitre cuts


To cut out dust during work, water from an integrated water pump cools the material.



Thanks to the adjustable sawing unit, clean mitre cuts of $0^\circ - 45^\circ$ can be created.

PRODUCT DETAILS

Cutting length



920 mm

Cutting height



36 mm

Diamond cutting wheel



$\varnothing 200 \times 25.4 \text{ mm}$

Cutting laser



Table size



1290 x 400 mm

Speed



3000 U/min

Stop rail with scale



Transportable



1200 MM STONE AND TILE CUTTER

- Cut large-format tiles with an **edge length of 1200 mm or 850 mm when cutting diagonally**
- **The mobile cutting head** provides better control during cutting
- **Swivel-mounted cutting head** enables mitre cuts
- **Makes mitre and plunge cuts possible**
- Easy handling
- High-performance induction motor with heat protection
- **Impressive cutting length (1200 mm) and cutting height (40 mm)**
- Robust steel construction
- **2 guide rails** for perfect cutting results
- Customisable laser for precise indication of the cutting edge
- Foldable base frame with travel fixture
- **2 table width extensions** to increase the shelving area for large work pieces

Extensive cutting capacity of 920 mm in length

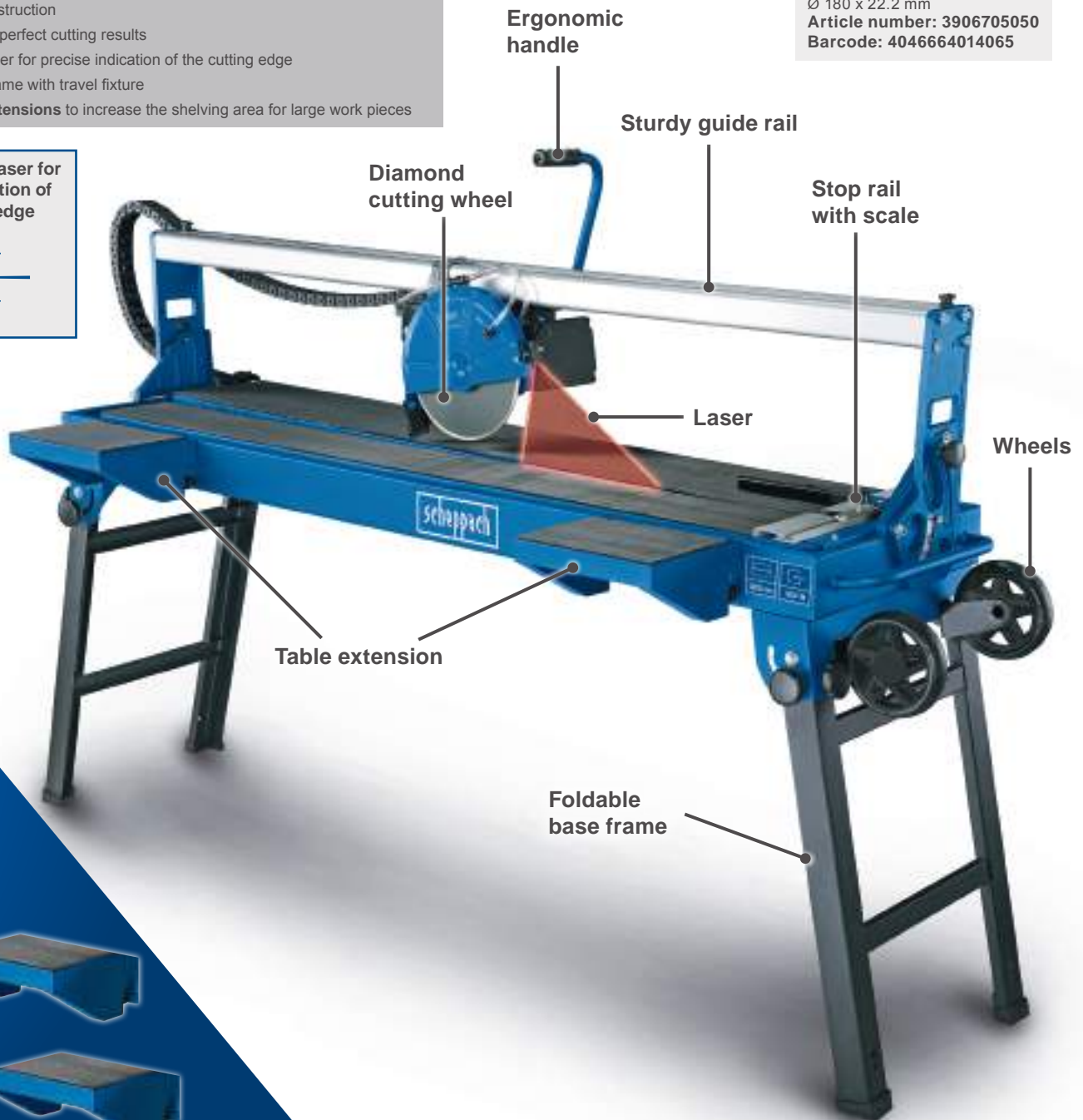
**OPTIONAL ACCESSORIES**

DIAMOND CUTTING DISC
 Ø 230 x 25.4 mm
 Article number: 7906700704
 Barcode: 4046664039648


DIAMOND CUTTING DISC
 Professional Ø 180 x 22.2 mm
 Article number: 3906705701
 Barcode: 4046664034865

DIAMOND CUTTING DISC
 Ø 180 x 22.2 mm
 Article number: 3906705050
 Barcode: 4046664014065

Customisable laser for precise indication of the cutting edge



INCLUDED

**LOGISTICAL DATA**

Weight net / gross	57 / 66 kg
Packaging dimensions	1830 x 540 x 585 mm
Article number	5906707901
Barcode	4046664034322
20 Container	36 pcs
40 Container	78 pcs
40 HQ Container	100 pcs

SPECIFICATIONS

Dimensions L x W x H	1845 x 440 x 1155 mm
Table size	1377 x 400 mm
Cutting disc diameter	230 mm
Water	40 L
Cutting length	1200 mm
Cutting height 90°	40 mm
Cutting height 45°	34 mm
Motor	230 V~
Input	1200 W




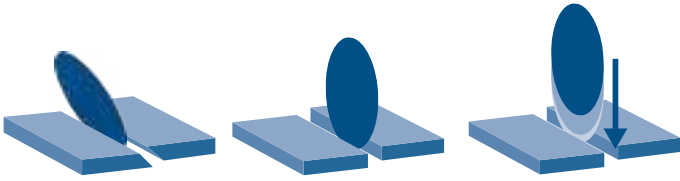


EXAMPLES OF USE

Mitre cut

Longitudinal cut

Plunge cut



2 table width extensions

to increase the shelving area for large work pieces



Angular stop from -45° to $+45^\circ$ for mitre cuts




To cut out dust during work, water from an integrated water pump cools the material.



Thanks to the adjustable sawing unit, clean mitre cuts of $0^\circ - 45^\circ$ can be created.

PRODUCT DETAILS

Cutting length



1200 mm

Cutting height



40 mm

Diamond cutting wheel

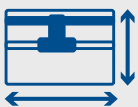


\varnothing 230 x 25,4 mm

Cutting laser



Table size



1377 x 400 mm

Speed



3000 U/min

Stop rail with scale



Transportable



7" SLIDING TABLE TILE CUTTER

- Excellent cutting length of 450 mm thanks to the sliding table
- Maximum cutting height of 32 mm
- Powerful 900 Watt motor, 3600 rpm
- Angular stop enables mitre cuts of 0° to +45°, with integrated measurement scale
- Premium-quality 180 mm diamond cutting wheel
- Integrated work bench mount ensures secure positioning
- Low weight of only 11.75 kg and rubberised transport handles allow mobile use
- Practical storage options for longitudinal stop and angular stop as well as additional accessories
- Thanks to the protective cover that can be height-adjusted, materials of different thicknesses can be cut without problems
- Indoor and outdoor use possible

Angular stop enables mitre cuts of 0° to +45°, integrated measurement scale ensures accurate cuts.



Angular stop



The protective cover can be height-adjusted, different material thicknesses can therefore be cut safely.

180 mm Ø diamond cutting wheel

Sliding table



Work bench mount

Rubberised transport handle

SPECIFICATIONS

Dimensions L x W x H	616 x 494 x 178 mm
Table size	493 x 270 mm
Diamond cutting wheel	180 x 25.4 mm
Cutting length	450 mm
Cutting height	32 mm
Motor	230 V~
Power output	900 W

LOGISTICAL DATA

Weight net / gross	11.75 / 14 kg
Packaging dimensions	640 x 520 x 205 mm
Article number	5906711901
Barcode	4046664194613
20 Container	400 pcs
40 Container	820 pcs
40 HQ Container	977 pcs




EXAMPLES OF USE SUITABLE FOR

Indoor



Outdoor




Marble




China




Storage options for longitudinal stop and angular stop as well as additional accessories.




Ceramics



Tiles



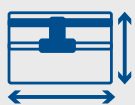
Sliding function forwards and backwards 225 mm



Thanks to the sliding table, the WTS2000 can cut lengths of 450 mm


PRODUCT DETAILS

Table size



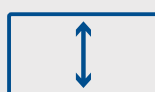
493 x 270 mm

Cutting length



450 mm

Cutting high



32 mm

Diamond cutting wheel



Ø 180 x 25.4 mm

Power output



900 W

Speed



3600 U/min

Stop rail with scale



Lightweight & compact



360 MM STONE AND TILE CUTTER

- Cutting height up to 110 mm for all materials
- Cut large-format tiles and stone with an edge length of 700 mm or 535 mm when cutting diagonally
- Work table with four-way ball bearing guide and non-slip rubber mat
- Cutting length max. 700 mm
- Saw head can be continuously adjusted from 0° to 45°
- Large rubberised work area
- Integrated water pump ensures cooling water supply
- Diamond cutting wheel diameter 360 x 25.4 mm
- Foldable base frame and travel fixture for easy transport
- Angular stop with degree adjustment



Scheppach HSM3500

Oberklasse

1,6**MOTOR & MASCHINE**Preis/Leistung: **gut – sehr gut**

4/2018

**SPECIFICATIONS**

Dimensions L x W x H	1150 x 520 x 1210 mm
Table size	535 x 430 mm
Cutting disc diameter	360 mm
Cutting height 90°	110 mm
Cutting height 45°	72 mm
Motor	230 V~
Input	2200 W

LOGISTICAL DATA

Weight net / gross	72 / 88 kg
Packaging dimensions	1125 x 560 x 550 mm
Article number	5906709901
Barcode	4046664141013
20 Container	60 pcs
40 Container	126 pcs
40 HQ Container	168 pcs



EXAMPLES OF USE SUITABLE FOR

Bricks



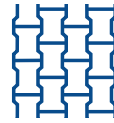
Natural stone



Tiles



Paving stones



Granite plates



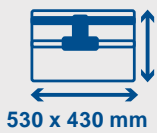
Precise results, thanks to rubberised work table with ball bearings



Saw unit can be swivelled
Mitre cuts 0° to +45°


PRODUCT DETAILS

Table size



530 x 430 mm

Cutting length



700 mm

Cutting width



45° = 72 mm
90° = 110 mm

Diamond cutting wheel



Ø 360 x 25.4 mm

2200 W motor



Motor speed



2800 U / min

Stop rail with scale



Transportable



Stop rail with scale for easy
configuring of the work piece length



Angular stop enables mitre cuts
from -45° to +45°

330 MM STONE CUTTER

- Lightweight and extremely stable and with precise cutting ability
- Capable of cutting composite blocks and most paving blocks on the market
- Heavy duty construction
- Accurate cuts every time
- **Long life blades.** The blades can be turned quickly and easily
- Spring loaded suspending table ensures an exact cut



INCLUDED

SPECIFICATIONS

Dimensions L x W x H	790 x 260 x 562 mm
Table height	120 mm
Cutting length max.	330 mm
Cutting height max.	140 mm
Cutting height min.	25 mm
Quantity of knives	2


LOGISTICAL DATA

Weight net / gross	41 / 42.5 kg
Packaging dimensions	830 x 295 x 595 mm
Article number	5908501900
Barcode	4046664024026
20 Container	187 pcs
40 Container	377 pcs
40 HQ Container	486 pcs



EXAMPLES OF USE SUITABLE FOR

Paving stones



Bricks



Plates



Edging stones



The HSC130 effortlessly splits different materials, thanks to the long operating handle.




The cutting height can be steplessly adjusted using the hand wheel.



PRODUCT DETAILS

Cutting height



26 – 140 mm

Cutting length



max. 330 mm

Wheels



Can be transported using the transport lug



2x knife



Robust



Easy to load, thanks to transport lug.




10 J HAMMER DRILL

- 10 Joule impact force for universal use
- Powerful 1600 W motor
- Two functions for versatile work (impact drilling and chiselling)
- Max. impact frequency of 3800/min
- Anti-vibration control
- Easy tool change thanks to SDS-Max clamping system
- Plastic case for convenient transport and storage
- Including pointed and flat chisels, LED and a tube of lubricating grease

OPTIONAL ACCESSORIES

DRILL SET




Ø 16 | 18 | 20 mm, L 320 mm

Article number: 7907900002

Barcode: 4046664036357

FLAT- & POINT CHISEL SET



Ø 18 mm, L 350 mm

Article number: 7907900001

Barcode: 4046664036340

SDS



SPECIFICATIONS

Dimensions L x W x H	460 x 95 x 380 mm
Impact force	10 Joule
Drilling capacity in concrete max. Ø	40 mm
Motor	230 - 240 V~
Input	1600 W

LOGISTICAL DATA

Weight net / gross	7.3 / 11 kg
Packaging dimensions	410 x 126 x 370 mm
Article number	5907903901
Barcode	4046664143246
20 Container	900 pcs
40 Container	1864 pcs
40 HQ Container	2186 pcs



EXAMPLES OF USE

SUITABLE FOR

Concrete base



Tiles



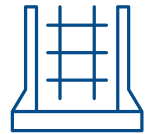
Natural stone



Brick



Concrete



PRODUKT-DETAILS

SDS max. intake shaft diameter 18 mm



Impact & high stroke frequency



Low weight and slim design




Anti-vibration function



Handle can be freely adjusted (tool-free)

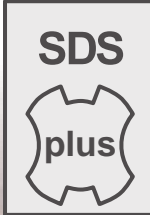


2 functions - chiseling and percussion drilling



5 J HAMMER DRILL

- Anti-Vibration control ensures convenient working
- 5 Joules to power through tough demolition jobs
- Powerful 1250 W motor
- Four setting options for maximum efficiency and performance: drilling – hammer drilling – chiselling – rotary chiselling. With or without chisel lock
- Incredible hammer impact frequency of 4500/min
- Plastic case provides convenient transport and storage
- Depth stop, drill-set, flat and point chisel set included
- Adjustable additional handle for fatigue-free and comfortable working



4 Setting options

Anti-Vibration control

SDS-Plus

Adjustable handle

powerful 1250 W motor

Softgrip

OPTIONAL ACCESSORIES

SDS-PLUS DRILL SET



Ø 8 | 10 | 12 mm, L 150 mm

Article number: 7907900004
Barcode: 4046664044987

SDS-PLUS FLAT + POINT CHISEL SET



Ø 13,5 mm, L 250 mm

Article number: 7907900003
Barcode: 4046664044970

Impact force 5 Joule
Impact rating 4500 bpm



INCLUDED

SPECIFICATIONS

Dimensions L x W x H	362 x 243 x 114 mm
Impact force	5 Joules
Impact rating	4500/min
Speed	850 rpm
Working capacity max. Ø	30 mm
Motor	220 – 240 V~
engine power	1250 W

LOGISTICAL DATA

Weight net / gross	4.9 / 7.4 kg
Packaging dimensions	410 x 120 x 330 mm
Article number	5907902901
Barcode	4046664044529
20 Container	1460 pcs
40 Container	3050 pcs
40 HQ Container	3200 pcs



EXAMPLES OF USE

SUITABLE FOR


Concrete base



Tiles



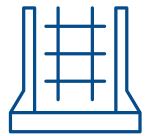
Natural stone



Brick



Concrete



4 Setting options

drilling, hammer drilling, chiselling, rotary chiselling with or without chisel lock



Wide range of accessories



Transport case

PRODUCT DETAILS

SDS Plus intake shaft diameter 10 mm



Impact & high stroke frequency



Low weight and slim design



Anti-vibration function




Handle can be freely adjusted (tool-free)



4 Setting options



Very little vibration even during tough work, thanks to integrated anti-vibration system.



20 J DEMOLITION HAMMER

- Powerful **20 Joules** for universal use
- Powerful **1300 watt motor**
- Quick and easy tool change with the **SDS Max drill chuck**
- **Anti-vibration handle**
- **Plastic case** for easy transport and storage
- Thanks to the compact and slim design, areas that are difficult to access can also be processed
- Including **sharp and flat chisel**



Anti-vibration handle

SDS Max drill chuck

INCLUDED

SPECIFICATIONS

Dimensions l x w x h	470 x 240 x 95 mm
Impact force	20 joule
Impact rating	4100/min
Motor	230 – 240 V~
Input	1300 W

LOGISTICAL DATA

Weight net / gross	6,0 / 9,5 kg
Packaging dimensions	490 x 320 120 mm
Article number	5908207901
Barcode	404666416339
20 Container	1342 pcs
40 Container	2780 pcs
40 HQ Container	2780 pcs



EXAMPLES OF USE

SUITABLE FOR

Concrete base



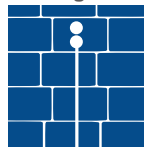
Tiles



Natural stone



Making slots



Brick



Concrete



PRODUCT DETAILS

SDS max. intake shaft diameter 18 mm



Impact & high stroke frequency



Low weight and slim design



Anti-vibration function



Handle can be freely adjusted (tool-free)



Locking function



Chiseling



1300 watt motor



50 J DEMOLITION HAMMER

- Supplied with 2 chisels and metal case
- 50 Joules of impact energy
- Quick and easy chisel changes
- Soft-grip D-handle for a comfortable grip
- Compact, streamlined design allows access in confined areas

Impact force 50 Joule
Impact rating
2000 bpm



AB1600

360°

Schaeffler
Germany

OPTIONAL ACCESSORIES

FLAT CHISEL
Ø 30 mm, L 390 mm



Article number: 3908201108
Barcode: 4046664014287

POINT CHISEL
Ø 30 mm, L 390 mm



Article number: 3908201109
Barcode: 4046664014294

Soft-grip

50 Joule

Easy chisel changes

Hexagon



INCLUDED

LOGISTICAL DATA

	AB1600	AB1700
Weight net / gross	16 / 20 kg	14 / 20.5 kg
Packaging dimensions	700 x 165 x 280 mm	700 x 165 x 295 mm
Article number	5908201901	5908203901
Barcode	4046664020264	4046664043201
20 Container	710 pcs	710 pcs
40 Container	1200 pcs	1200 pcs
40 HQ Container	1200 pcs	1200 pcs

SPECIFICATIONS

	AB1600	AB1700
Dimensions l x w x h	652 x 157 x 276 mm	652 x 157 x 276 mm
Impact force	50 joule	50 joule
Impact rating	2000/min	2000/min
Motor	230 V~	230 V~
Input	1600 W	1700 W




EXAMPLES OF USE

SUITABLE FOR


Concrete base



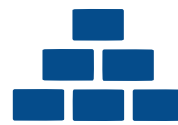
Tiles



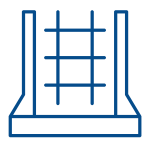
Natural stone



Brick



Concrete




COPPER COIL

- ✓ Long service life
- ✓ Better electric conductivity

Handle can be adjusted steplessly without tools

Easy maintenance of the device

Metal case for secure and neat storage as well as for transport



The demolition hammer feels perfect when handling it, thanks to the soft grip and the handle that can be adjusted by 360°.



The demolition hammer is suitable for many applications and tackles them reliably and effortlessly.

PRODUCT DETAILS

SDS HEX tool mounting
– Tools without key



Impact & high stroke frequency



Robust



Anti-Vibration function



Handle can be freely adjusted (tool-free)



Locking function



Soft-grip



1600 W Engine power (AB1600)
100 W Engine power (AB1700)



60 J DEMOLITION HAMMER

- Powerful **1900 W** and an impact force of **60 joules**
- The **switch lock for continuous operation** allows working that does not tire you out
- **Handle with soft grip** allows vibration-free working
- Thanks to the compact and slim design, areas that are difficult to access can also be processed
- Including **plastic box with wheels, sharp and flat chisel**
- Impact force 2000 bpm
- Robust housing, weight **16.5 kg**
- Quick and easy tool change via the **30 mm hexagon tool holder**

Transport case with wheels



OPTIONAL ACCESSORIES

FLAT CHISEL
Ø 30 mm, L 390 mm



Article number: 3908201108
Barcode: 4046664014287

POINT CHISEL
Ø 30 mm, L 390 mm



Article number: 3908201109
Barcode: 4046664014294



INCLUDED



Impact force 60 Joule
Impact rating
2000 bpm



SPECIFICATIONS

Dimensions L x W x H	674 x 155.3 x 264.3 mm
Impact force	60 Joule
Motor	230 – 240 V~
Input	1900 W

LOGISTICAL DATA

Weight net / gross	16.5 / 22 kg
Packaging dimensions	910 x 205 x 370 mm
Article number	5908206901
Barcode	4046664068594
20 Container	465 pcs
40 Container	960 pcs
40 HQ Container	1120 pcs



EXAMPLES OF USE SUITABLE FOR


Concrete base



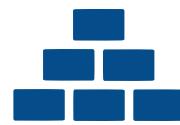
Tiles



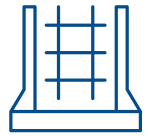
Natural stone



Brick



Concrete



PRODUCT DETAILS

SDS HEX tool mounting
– Tools without key



Impact & high stroke frequency



Robust



Anti-vibration function



Handle can be freely adjusted (tool-free)



Locking function



Soft-grip



Motor output 1600 W



60 J DEMOLITION HAMMER

- Powerful demolition hammer, **60 J impact and 2,000 bpm**
- **High-performance 1,700 W motor**
- **SDS-Max mount** allows easy replacement of attachments without the need for tools
- **Anti-vibration technology** significantly reduces vibrations
- **12 different chisel positions** allow the perfect adjustment to the relevant application
- **Blow rate adjustable in 6 steps** to suit the material
- **Locking switch for continuous operation**
- **Additional handle can be steplessly adjusted by 360 degrees** without the need for tools to allow ergonomic and fatigue-free working
- 3 m robust cable allows maximum mobility
- Includes transport case with wheels as well as pointed and flat chisel

Impact force 60 Joule
Impact rating
2000 bpm



Transport case with wheels.



INCLUDED

SPECIFICATIONS

Dimensions l x w x h	630 x 125 x 275 mm
Impact force	60 Joule
Impact rating	850 – 2000 bpm
Chisel	12 positions
Motor	230 – 240 V~
Input	1700 W

LOGISTICAL DATA

Weight net / gross	11,5 / 17 kg
Packaging dimensions	710 x 160 x 340 mm
Article number	5908209901
Barcode	4046664223696
20 Container	700 pcs
40 Container	1300 pcs
40 HQ Container	1550 pcs



EXAMPLES OF USE

SUITABLE FOR


Concrete base



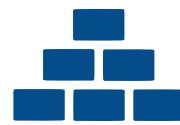
Tiles



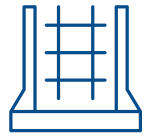
Natural stone



Brick




Concrete



Handle adjustable by 360° degrees

Easy maintenance, thanks to maintenance hatch



Anti-vibration technology significantly reduces vibrations



COPPER COIL

- ✓ Long service life
- ✓ Better electric conductivity

PRODUCT DETAILS

SDS-Max mount (tool-free)



Blow rate adjustable in 6 steps



Robust



Anti-Vibration function



Handle can be freely adjusted (tool-free)



Locking function




Soft-grip



1700 W Engine power



Blow rate adjustable in 6 steps to suit the material.



SDS-Max mount allows easy replacement of attachments without the need for tools.

65 L CONCRETE MIXER

- Mixing drum of 63 litres with a capacity of max. 55 kg and 27.5 rpm
- 220 watt electric motor
- Drum opening of 260 mm
- Drum swivel height of 620 mm allows comfortable filling
- Easy transportation and stability thanks to the transport fixture and wide wheelbase
- Easy to maintain, durable and robust



SPECIFICATIONS

Dimensions L x W x H	1161 x 550 x 935 mm
Drum capacity	63 L
Max. drum speed	27.5 rpm
Motor	230 V~
Input	220 W
Drum diameter	260 mm

LOGISTICAL DATA

Weight net / gross	25 / 28 kg
Packaging dimensions	670 x 600 x 400 mm
Article number	5908408904
Barcode	4046664123149
20 container	135 pcs
40 container	285 pcs
40 HQ container	342 pcs



EXAMPLES OF USE

Garden



Construction site



Yard



Angle adjustment adjustable

Large opening for comfortable emptying


Robust steel construction easy to service, durable and robust

Easy assembly


Easy to transport thanks to wide wheelbase stable wheels



Concrete




Filler



Mortar



Seeds



The angle snap-in points allow the drum to be locked in different positions

PRODUCT DETAILS

220 W



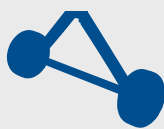
230 V connection



Robust



Transportable



27.5 rotations per minute

125 / 140 L CONCRETE MIXERS

- Welded drum base provides better strength
- 125 L or 140 L large capacity drum
- Wheels for mobility
- Large drum wheel for easy emptying
- Labyrinth housing to prevent water splashing and dual fans for better cooling
- Durable and robust – ideal for professional use
- Cast iron gears (fully enclosed)
- Easy to maintain

360°



LOGISTICAL DATA

	MIX125	MIX140
Weight net / gross	45 / 48 kg	47 / 50 kg
Packaging dimensions	770 x 700 x 450 mm	780 x 700 x 465 mm
Article number	5908403901	5908404901
Barcode	4046664022954	4046664036463
20 Container	120 pcs	120 pcs
40 Container	253 pcs	253 pcs
40 HQ Container	304 pcs	255 pcs

SPECIFICATIONS

	MIX125	MIX140
Dimensions L x W x H	1200 x 710 x 1400 mm	1210 x 840 x 1280 mm
Drum capacity	125 L	140 L
Drum speed max.	26.6 rpm	26.6 rpm
Motor	230 V~	230 V~
Input	550 W	550 W



EXAMPLES OF USE

Garden



Construction site



Yard



Sturdy agitator paddles

Easy assembly

Large hand wheel for comfortable operating

Robust steel construction easy to service, durable and robust



Large hand wheel allows easy adjustment of the drum. It can also be locked at different angles.



Cast-iron sprocket ensures long service.

Easy to transport thanks to wide wheelbase stable wheels

PRODUCT DETAILS

550 W



230 V connection



Max. filling quantity 125 / 140 litres



Transportable




Large 385 mm drum opening ensures easy filling and emptying of the mix.

SUITABLE FOR DIFFERENT MATERIALS



Concrete



Filler



Mortar



Seeds

160 / 180 L CONCRETE MIXERS

- Welded drum base provides better strength
- 160 L or 180 L large capacity drum
- Wheels for mobility
- Large drum wheel for easy emptying
- Labyrinth housing to prevent water splashing and dual fans for better cooling
- Durable and robust – ideal for professional use
- Cast iron gears (fully enclosed)
- Easy to maintain

OPTIONAL ACCESSORIES

SCREEN DRUM



Article number: 7908401702
Barcode: 4014915229070



SPECIFICATIONS

	MIX160	MIX180
Dimensions L x W x H	1260 x 850 x 1350 mm	1260 x 850 x 1400 mm
Drum capacity	160 L	180 L
Drum speed max.	29.5 rpm	29.5 rpm
Motor	230 V~	230 V~
Input	650 W	800 W

LOGISTICAL DATA

	MIX160	MIX180
Weight net / gross	53,8 / 57,7 kg	56,5 / 60 kg
Packaging dimensions	760 x 740 x 515 mm	760 x 740 x 520 mm
Article number	5908405901	5908406901
Barcode	4046664036470	4046664036487
20 Container	84 pcs	
40 Container	192 pcs	
40 HQ Container	238 pcs	



EXAMPLES OF USE

Garden

Construction site


Yard



Concrete



Filler



Mortar



Seeds



Large hand wheel allows easy adjustment of the drum. It can also be locked at different angles



Cast-iron sprocket ensures long service

PRODUCT DETAILS

650 W / 800 W



230 V Anschluss



Max. filling quantity
160 / 180 litres



Transportable



Large 390 mm drum opening ensures easy filling and emptying of the mix

COMPULSORY MIXER

- Powerful 1600 W High-torque motor
- Rugged Heavy-gauge steel construction
- Single worker can load and unload
- Large capacity (120 Litres)
- Integrated bag ripping bar
- Fold-down platform for unloading to buckets
- Limit switch ensures more safety during operation



Limit switch ensures more safety during operation

Easy and quick opening of the mix, thanks to tear-open feature on the lid

SPECIFICATIONS

Dimensions L x W x H	760 x 830 x 1158 mm
Mixing capacity	120 L
Batch output	100 L
Paddle speed	30 rpm
Motor	230 V~
Output	1600 W
Input	2000 W
Drum diameter	27"

LOGISTICAL DATA

Weight net / gross	127 / 149 kg
Packaging dimensions	830 x 770 x 850 mm
Order No	5908409901
Barcode	4046664121824
20 Container	42 pcs
40 Container	84 pcs
40 HQ Container	126 pcs



EXAMPLES OF USE


Garden



Construction site



Yard



PRODUCT DETAILS

2000 W



Low-maintenance



Robust



Transportable



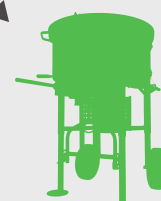
As opposed to drum mixers, compulsory mixers ensure a much better mixing result in a shorter time

Concrete mixer




10 min

Compulsory mixer



5 min

2 x
to fast




Can be transported in a lying or standing position - quick and easy set-up of the unit, thanks to adjustable transport handles



OPTIONAL ACCESSORY

RUBBER PAD
black



Article number: 5904605012
Barcode: 4014915092667



Powerful 2.0 HP engine

Wheels

High-strength steel base plate

INCLUDED



SPECIFICATIONS

Dimensions L x W x H	1100 x 400 x 500 mm
Plate size	490 x 320 mm
Compaction force	13000 N
Travel speed	25 m/min
Compaction depth	25 cm
Capacity	79 cm ³
Engine	2.0 HP; petrol

13 kN PLATE COMPACTOR

- Plate size: 490 x 320 mm
- Compacting pressure: 13000 N
- High feed speed - to increase work performance
- Including travel fixture for transport also by one person
- Including black rubber pad for paving
- Automatic feed - still allows the user trouble-free intervention in the direction of movement

LOGISTICAL DATA

Weight net / gross	48 / 50 kg
Packaging dimensions	650 x 370 x 430 mm
Article number	5904615903
Barcode	4014915230212
20 Container	216 pcs
40 Container	432 pcs
40 HQ Container	432 pcs



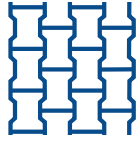
EXAMPLES OF USE

SUITABLE FOR

House construction



Road construction



Construction site



Manual work



Landscaping



Vibration resistant handle

Easy start using pull starter


Durable, thanks to V-belts being protected on all sides

Inclines up to 20° are easily possible

Includes rubber mat for paving work



Compacting using the vibrating plate prevents the substrate subsiding.



The HP1400s is also suitable for compacting different materials.

PRODUCT DETAILS

13000 N
Compaction force



25 m/min
Travel speed



5900
vibrations/min
Vibration



25 cm
Compaction depth



490 x 320 mm
Plate size



Robust



Transportable



Compact design





25 cm
Compaction depth
15000 N
Compaction force

INCLUDED



15 kN PLATE COMPACTOR

- High-strength steel base plate with curved edges
- Self-cleaning plate for best results
- Plate size: 450 x 350 mm
- Compaction force: 15000 N
- Powerful 6.5 HP engine for reliable operation
- Fast travel speed of 25 m/min for improved productivity
- Includes foldaway wheels for easy one-man transportation
- Includes black rubber pad for block paving work

SPECIFICATIONS

Dimensions L x W x H	1040 x 400 x 890 mm
Plate size	450 x 350 mm
Compaction force	15000 N
Travel speed	25 m/min
Working speed	600 m ² /hour
Compaction depth	25 cm
Capacity	196 cm ³
Engine	6.5 HP; petrol

LOGISTICAL DATA

Weight net / gross	58 / 60.5 kg
Packaging dimensions	570 x 380 x 670 mm
Article number	5904610903
Barcode	4046664085614
20 Container	180 pcs
40 Container	372 pcs
40 HQ Container	372 pcs

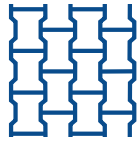


EXAMPLES OF USE SUITABLE FOR

House construction



Road construction



Construction site



Manual work



Landscaping



Vibration-resistant handle

3.5 L tank volume

Easy start using pull starter

Durable, thanks to V-belts being protected on all sides

Inclines up to 25° are easily possible

Includes rubber mat for paving work



Thanks to the rubber mat, even paving work can be carried out.



The HP1200s is also suitable for compacting different materials.



PRODUCT DETAILS

15000 N
Compaction force



25 m/min
Travel speed



5700 vibrations/min
Vibration



25 cm
Compaction depth



450 x 350 mm
Plate size



Robust



Transportable



Kompact design





Travel fixture



Compact design



Powerful 6.5 HP petrol engine

Travel speed of 25 m/min

High-strength steel base plate with curved edges

30 cm
Compaction depth
23000 N
Compaction force



INCLUDED



SPECIFICATIONS

Dimensions L x W x H	1025 x 440 x 930 mm
Plate size	550 x 440 mm
Compaction force	23000 N
Travel speed	25 m/min
Working speed	650 m ² /hour
Compaction depth	30 cm
Capacity	196 cm ³
Engine	6.5 HP; petrol

LOGISTICAL DATA

Weight net / gross	84 / 90 kg
Packaging dimensions	640 x 480 x 670 mm
Article number	5904611903
Barcode	4046664085621
20 Container	126 pcs
40 Container	252 pcs
40 HQ Container	252 pcs

23 kN PLATE COMPACTOR

- Plate size: 550 x 440 mm
- Compaction force: 23000 N
- Compaction depth: 30 cm
- Powerful 6.5 HP engine for reliable operation
- Automatic travel speed of 25 m/min for improved productivity
- High-strength steel base plate with curved edges
- Includes foldaway wheels for easy one-man transportation
- Includes black rubber pad for block paving work

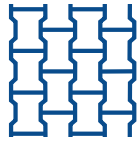


EXAMPLES OF USE SUITABLE FOR

House construction



Road construction



Construction site



Manual work



Landscaping



PRODUCT DETAILS

23000 N
Compaction force



25 m/min
Travel speed



4200 vibrations/min
Vibration



30 cm
Compaction depth



550 x 440 mm
Plate size



Robust



Transportable



Compact design



17 kN PLATE COMPACTOR

- Plate size: 530 x 350 mm
- **Compaction force: 17000 N**
- **High feed speed** - to increase work performance
- **Including travel fixture** for transport also by one person
- **Includes black rubber pad** for block paving work
- **Automatic feed** - still allows the user trouble-free intervention in the direction of movement



Adjustable handle

Powerful 5.6 HP petrol engine

Travel speed of 25 m/min

Transport wheels

High-strength steel base plate with curved edges

INCLUDED

LOGISTICAL DATA

Weight net / gross	57 / 60 kg
Packaging dimensions	710 x 400 x 505 mm
Article number	5904616903
Barcode	4046664144175
20 containers	176 pcs
40 containers	352 pcs
40 HQ containers	352 pcs

SPECIFICATIONS

Dimensions L x W x H	1140 x 410 x 840 mm
Plate size	530 x 350 mm
Compaction force	17000 N
Travel speed	25 m/min
Compaction depth	30 cm
Capacity	196 cm ³
Engine	5.6 HP; petrol

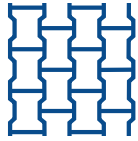


EXAMPLES OF USE SUITABLE FOR

House construction



Road construction



Construction site



Manual work



Landscaping



Vibration resistant handle

Easy start using pull starter

Durable, thanks to V-belts being protected on all sides

Inclines up to 20° are easily possible

Includes rubber mat for paving work



Compacting using the vibrating plate prevents the substrate subsiding.



The HP2300s is also suitable for compacting different materials.

PRODUCT-DETAILS

17000 N
Compaction force



25 m/min
Travel speed



5900 vibrations/min
Vibration



30 cm
Compaction depth



530 x 350 mm
Plate size



Robust




Transportable



Compact design



35 cm
Compaction depth
25000 N
Compaction force



360°



Powerful 6.5 HP petrol engine



INCLUDED

Travel speed of 25 m/min

High-strength steel base plate with curved edges

SPECIFICATIONS

Dimensions L x W x H	1025 x 440 x 930 mm
Plate size	550 x 440 mm
Compaction force	25000 N
Travel speed	25 m/min
Working speed	650 m ² /hour
Compaction depth	35 cm
Capacity	196 cm ³
Engine	6.5 HP; petrol

LOGISTICAL DATA

Weight net / gross	97.5 / 104 kg
Packaging dimensions	640 x 480 x 670 mm
Article number	5904612903
Barcode	4046664085638
20 Container	126 pcs
40 Container	235 pcs
40 HQ Container	235 pcs

25 kN PLATE COMPACTOR

- Plate size: 550 x 440 mm
- Compaction force: 25000 N
- Compaction depth: 35 cm
- Powerful 6.5 HP engine for reliable operation
- Automatic travel speed of 25 m/min for improved productivity
- High-strength steel base plate with curved edges
- Includes foldaway wheels for easy one-man transportation
- Includes black rubber pad for block paving work

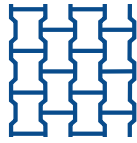


EXAMPLES OF USE SUITABLE FOR

House construction



Road construction



Construction site



Manual work



Landscaping



Vibration-resistant handle

3.5 L tank volume

Easy start using pull starter

Durable, thanks to V-belts being protected on all sides

Inclines up to 25° are easily possible

Includes rubber mat for paving work



Compacting using the vibrating plate prevents the substrate subsiding.



The HP2200s is also suitable for compacting different materials.

PRODUCT DETAILS

25000 N
Compaction force



25 m/min
Travel speed



4200 vibrations/min
Vibration



35 cm
Compaction depth



550 x 440 mm
Plate size



Robust



Transportable



Compact design



23 kN PLATE COMPACTOR

- Plate size: 540 x 420 mm
- Compacting pressure: 23000 N
- Powerful 5.6 hp engine
- High feed speed - to increase work performance
- Including travel fixture for transport also by one person
- Including black rubber pad for paving
- Automatic feed - still allows the user trouble-free intervention in the direction of movement



SPECIFICATIONS

Dimensions L x W x H	1140 x 400 x 840 mm
Plate size	540 x 420 mm
Compaction force	23000 N
Travel speed	15 m/min
Compaction depth	35 cm
Capacity	196 cm ³
Engine	5.6 HP; petrol

LOGISTICAL DATA

Weight net / gross	82.5 / 86.3 kg
Packaging dimensions	705 x 435 x 500 mm
Article number	5904617903
Barcode	4046664144199
20 Container	156 pcs
40 Container	312 pcs
40 HQ Container	312 pcs



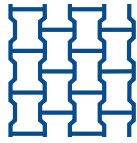
EXAMPLES OF USE

SUITABLE FOR

House construction



Road construction



Construction site



Manual work



Landscaping



Vibration resistant handle

Easy start using pull starter


Durable, thanks to V-belts being protected on all sides

Inclines up to 20° are easily possible

Includes rubber mat for paving work



Compacting using the vibrating plate prevents the substrate subsiding.



The HP2300s is also suitable for compacting different materials.

PRODUKT-DETAILS

23000 N
Compaction force



15 m/min
Travel speed



5500 vibrations/min
Vibration



30 cm
Compaction depth



540 x 420 mm
Plate size



Robust



Transportable



Compact design



40 cm
Compaction depth
30000 N
Compaction force

360°



Powerful 6.5 HP petrol engine

Travel speed of 25 m/min

High-strength steel base plate with curved edges

INCLUDED



SPECIFICATIONS

Dimensions L x W x H	1150 x 690 x 870 mm
Plate size	630 x 400 mm
Compaction force	30000 N
Travel speed	25 m/min
Working speed	750 m ² /hour
Compaction depth	40 cm
Capacity	196 cm ³
Engine	6.5 HP; petrol

LOGISTICAL DATA

Weight net / gross	125 / 135 kg
Packaging dimensions	710 x 430 x 1000 mm
Article number	5904613903
Barcode	4046664085645
20 Container	84 pcs
40 Container	172 pcs
40 HQ Container	172 pcs

30 kN REVERSIBLE PLATE COMPACTOR

- Plate size: 630 x 400 mm
- Compaction force: 30000 N
- Compaction depth: 40 cm
- Powerful 6.5 HP engine for reliable operation
- Automatic travel speed of 25 m/min for improved productivity
- High-strength steel base plate with curved edges
- Includes foldaway wheels for easy one-man transportation
- Includes black rubber pad for block paving work

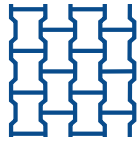


EXAMPLES OF USE SUITABLE FOR

House construction



Road construction



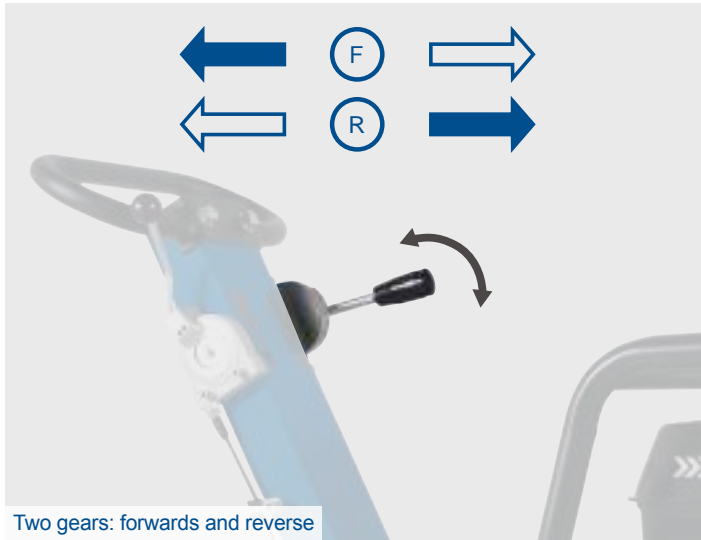
Construction site



Manual work



Landscaping



Two gears: forwards and reverse

3.5 L tank volume

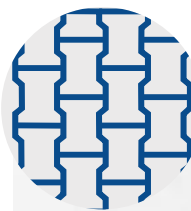


Includes rubber mat for paving work

Inclines up to 20° are easily possible



The HP2500s is also suitable for compacting different materials.



Thanks to the rubber mat, even paving work can be carried out.

PRODUCT DETAILS

30000 N
Compaction force



25 m/min
Travel speed



4200 vibrations/min
Vibration



40 cm
Compaction depth



630 x 400 mm
Plate size



Robust



Transportable




Compact design



OPTIONAL ACCESSORY

RUBBER PAD
black



Article number: 5904605012
Barcode: 4014915092667



Powerful 9.0 HP petrol engine

Travel speed of 25 m/min

Comfortable operation of the plate compactor

The plate compactor can be manoeuvred forwards and backwards

Self-cleaning plate

Base plate of high-tensile steel

INCLUDED

SPECIFICATIONS

Dimensions L x W x H	1400 x 600 x 850 mm
Plate size	730 x 450 mm
Compaction force	30500 N
Travel speed	25 m/min
Working speed	405 m ² /hour
Compaction depth	50 cm
Capacity	270 rpm
Engine	9.0 HP, petrol

LOGISTICAL DATA

Weight net / gross	161 / 173 kg
Packaging dimensions	780 x 480 x 1100 mm
Article number	5904605903
Barcode	4046664026891
20 Container	72 pcs
40 Container	138 pcs
40 HQ Container	N.A.

30.5 kN REVERSIBLE PLATE COMPACTOR

- High-strength steel base plate with curved edges for superior performance
- Self-cleaning plate for operator convenience
- Highly manoeuvrable
- Plate size: 730 x 450 mm
- Compaction force: 30500 N
- Powerful 9.0 HP engine for reliable operation
- Faster travel speed – for improved productivity
- Includes transport frame for easy one-man transportation
- Includes black rubber pad for block paving work

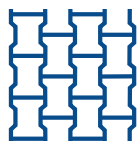


EXAMPLES OF USE SUITABLE FOR

House construction



Road construction



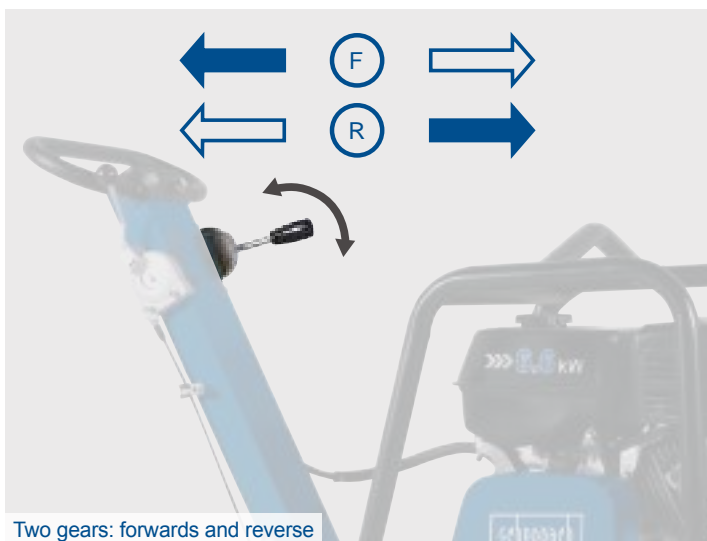
Construction site



Manual work



Landscaping



Two gears: forwards and reverse



Thanks to the rubber mat, even paving work can be carried out.



The HP3000s is also suitable for compacting different materials.

PRODUCT DETAILS

30500 N
Compaction force



20 – 25 m/min
Travel speed



4000 vibrations/min
Vibration



50 cm
Compaction depth



730 x 450 mm
Plate size



Robust



Transportable



Compact design





SPECIFICATIONS

Dimensions L x W x H	780 x 480 x 1150 mm
Working width (tamper plate)	345 x 285 mm
Impact force	10000 N
Compacting depth	40 – 60 mm
Vibration batch	450 – 650 vpm
Input	5.6 HP, petrol

LOGISTICAL DATA

Weight net / gross	78 / 88 kg
Packaging dimensions	570 x 510 x 990 mm
Article number	3908301915
Barcode	4046664012993
20 Container	88 pcs
40 Container	184 pcs
40 HQ Container	184 pcs

TAMPER

- Robust and easy to use
- Excellent running characteristics and handling
- Perfectly balanced weight distribution
- Excellent compaction performance of 10000 N
- Optimum working speed
- Wide range of applications
- High reliability and durability
- Easy, safe transport



The VS1000 is ideally suited for many uses.



EXAMPLES OF USE

Garden



Construction site



Court



Wheels for easy and quick transport

PRODUCT DETAILS

Impact force 10000 N



Forward speed: 10 - 13 m/min



Plate size 345 x 285 mm



Vibration batch 450 - 650 vpm



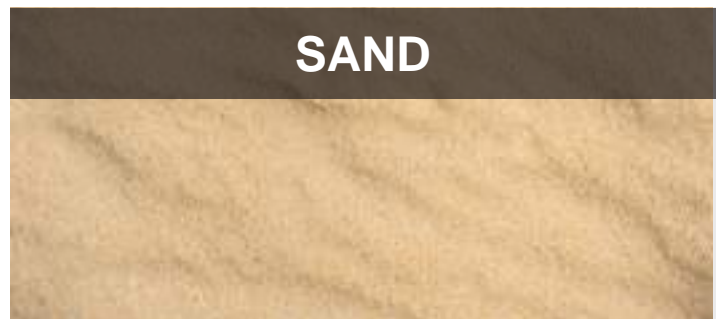
5.6 HP, 4-stroke petrol engine



Stroke of the compressing plate




SOIL



SAND



GRIT



GRAVEL

OPTIONAL ACCESSORIES

Drill Ø 100 mm,
length 800 mm



Article number:
7904702701
Barcode:
4046664045526

Drill Ø 150 mm,
length 800 mm



Article number:
7904702702
Barcode:
4046664045533

Drill Ø 200 mm,
length 800 mm



Article number:
7904702703
Barcode:
4046664045540

EARTH AUGER INCLUDING 3 DRILLS

- Simple handling and maintenance
- Powerful 2-stroke petrol engine with 1.9 hp and 52 cm³
- Including 100, 150 and 200 mm drill bits
- Quick and easy drill bit change



FOR DRILLING

- ✓ Fence posts
- ✓ Plant seedlings
- ✓ Trees
- ✓ Foundations

360°



Powerful 2-stroke petrol engine, 1.97 HP, 52 cc

Quick and easy drill bit change

Drill speed 370/min

MAX. DRILLING LENGTH
800 mm

INCLUDED



LOGISTICAL DATA

Weight net / gross	17 / 21 kg
Packaging dimensions	825 x 560 x 320 mm
Article number	5904704903
Barcode	4046664156673
20 Container	196 pcs
40 Container	399 pcs
40 HQ Container	456 pcs

SPECIFICATIONS

Dimensions L x W x H	540 x 310 x 1120 mm
Drilling speed	370 min ⁻¹
Displacement	52 cm ³
Drill Ø	100, 150, 200 mm
RPM max.	9600 rpm
Engine	1.4 kW / 1.9 HP, 2-stroke

Quick and easy drill bit change
Including 100, 150 and 200 mm drill bits



EXAMPLES OF USE

Garden



Construction site



Yard




Precise working,
thanks to throttle control lever
and clamping lever



Easy maintenance
of the air filter



Ergonomic handles
ensure safe work



TREES



FOUNDATIONS



PLANT SEEDLINGS



FENCE POSTS

BATTERY POWERED WHEELBARROW

- Robust battery-powered wheelbarrow – ideal for transporting bulk material even in demanding terrain around the house, yard and garden
- Efficient work, thanks to powerful 500 W motor
- High-performance 24 V / 12 Ah battery – for emission-free work
- Up to 8 hours operating time
- Large, air-filled tyre with cross-country tread
- 70 litres capacity and 150 kg load
- Up to max. 21% gradient
- Robust, premium-quality metal tray
- Convenient control, thanks to operating element on the right handle
- Forward speed maximum 7 km/h
- Deep discharge protection – the unit turns off automatically when the battery is almost flat
- Display in the handle shows battery charge
- Includes charger

**LOADING CAPACITY
MAX.**

150 kg

Can be loaded up to
150 kgRobust
metal trayForward speed
maximum 7 km/hAir-filled tyre with
cross-country tread**INCLUDED****SPECIFICATIONS**

Dimensions L x W x H	1500 x 600 x 680 mm
Dimension container	880 x 580 x 240 mm
Loading capacity max.	150 kg
Tipping	hand
Transmission	gear
Forward speed max.	7 km/h
Reverse speed max.	2 km/h
Battery	24 V / 12 Ah
Input	500 W

LOGISTICAL DATA

Weight net / gross	ca. 32,7 / 40 kg
Packaging dimensions	970 x 700 x 350 mm
Article number	5904901915
Barcode	4046664217664
20 Container	30 pcs
40 Container	64 pcs
40 HQ Container	96 pcs



EXAMPLES OF USE SUITABLE FOR

House




Yard



Garden



Convenient control, thanks to operating element on the right handle.



Efficient work, thanks to powerful 500 W motor.

PRODUCT DETAILS

Loading capacity max.



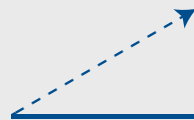
150 kg

Tray load capacity



70 L

Maximum gradient 21 %



24 V / 12 Ah Akku



Up to 8 hours operating time



360 min charging time




SUITABLE FOR DIFFERENT MATERIALS



Gravel



Wood



Soil



Stones



Concrete



Bagged goods



300 kg DUMPER

- Capable of transporting up to 300 kg of solid or bulk material
- Air-filled tyres and four wheel drive for maximum traction
- Quick response, easy manoeuvrable
- The large tipping container is perfect for hauling earth, gravel, stone, rubble, bricks and anything else you wish to transport
- The lever located on the handlebar controls the direction of travel
- Transmission – 3 forward gears and 1 reverse gear
- Tipping container – 912 x 650 x 560 mm
- Large, air-filled wheels for easy operation



OPTIONAL ACCESSORIES

SNOW PLOW
100 x 50 cm



Article number: 7908800001
Barcode: 4046664042563



Large tipping container

3 x forward &
1 x reverse gear

easy manoeuvrable

196 cm³
5,6 PS
4-stroke motor

Solid design

4x4 drive

Large,
air-filled wheels

**LOADING CAPACITY
MAX.**



300 kg

SPECIFICATIONS - ENGINE

Model	Single-cylinder; 4 stroke petrol engine
Input max.	5.6 HP
Displacement	196 cc

SPECIFICATIONS

Dimensions L x W x H	1380 x 760 x 1000 mm
Dimension container	910 x 650 x 575 mm
Loading capacity max.	300 kg
Tipping	hand
Transmission	gear
Forward speed max.	2.5 / 4.8 / 6.4 km/h
Reverse speed max.	2 km/h

LOGISTICAL DATA

Weight net / gross	143 / 167 kg
Packaging dimensions	1150 x 735 x 850 mm
Article number	5908802903
Barcode	4046664037989
20 Container	30 pcs
40 Container	64 pcs
40 HQ Container	96 pcs



EXAMPLES OF USE

Garden




Wood



Construction site



Three forwards gears 2.5 - 4.8 - 6.4 km/h and one reverse gear 2 km/h.



Thanks to the narrow clearance width of 760 mm, even areas with difficult access can be reached without problems.



The Dumper 3000 is ideal for loose and solid transported materials.



PRODUCT DETAILS

Loading capacity max.

4x4 drive



300 kg



Large tipping container

Compact design



910 x 650 x 575 mm



760 mm

196 cm³

Powerful 5,6 PS motor




SUITABLE FOR DIFFERENT MATERIALS



Gravel




Wood



Soil



Stones



Concrete



Bagged goods

400 kg TRACK DUMPER

- Facilitates the transport of loads up to 400 kg
- Large tipping container for solid or bulk material you wish to transport
- Transmission - 3 forward gears & 1 reverse gear
- Tipping container - 840 x 626 x 289 mm
- 115.8 L container volume
- Track drive for good traction on slippery surfaces or muddy ground
- Ideal on construction sites or in horticulture
- Compact design of 710 mm width



LOADING CAPACITY MAX.

400 kg

3 forward gears & 1 reverse gear

Large tipping container

Track drive

SPECIFICATIONS - ENGINE

Model	Single cylinder; 4 stroke petrol engine
Input max.	5.6 HP
Displacement	196 cc

SPECIFICATIONS

Dimensions L x W x H	1530 x 710 x 1050 mm
Dimension container	840 x 626 x 289 mm
Loading capacity max.	400 kg
Tipping	By hand
Transmission	gear
Forward speed max.	1.57 / 2.93 / 3.66 km/h
Reverse speed max.	1.14 km/h

LOGISTICAL DATA

Weight net / gross	176 / 214 kg
Packaging dimensions	1540 x 755 x 1110 mm
Article number	5908805904
Barcode	4046664134336
20 Container	20 pcs
40 Container	44 pcs
40 HQ Container	44 pcs



EXAMPLES OF USE

Garden




Wood



Construction site



Three forwards gears 1,57 - 2,93 - 3,66 km/h
and one reverse gear 1,14 km/h.



3 forward gears &
1 reverse gear



Thanks to the narrow clearance width of 710 mm, even areas with difficult access can be reached without problems.



PRODUCT DETAILS

Loading capacity max.



400 kg

Track drive



Large tipping container



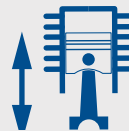
840 x 626 x 289 mm

Compact design



710 mm


196 cm³



powerful 5,6 HP motor




SUITABLE FOR DIFFERENT MATERIALS



Gravel



Wood



Soil



Stones



Concrete



Bagged goods



360°

Schepach
Germany

500 kg TRACK DUMPER

- Capable of transporting up to 500 kg of solid or bulk material
- The large tipping container is perfect for hauling earth, gravel, stone, rubble, bricks and anything else you wish to transport
- The lever located on the handlebar controls the direction of travel
- Transmission – 3 forward gears and 1 reverse gear
- Tipping container – 950 x 680 x 465 mm
- Drive tracks for easy operation

LOADING CAPACITY MAX.

500 kg



SPECIFICATIONS - ENGINE

Model	Single-cylinder; 4 stroke petrol engine
Input max.	5.6 HP
Displacement	196 cc

SPECIFICATIONS

Dimensions L x W x H	1600 x 715 x 1030 mm
Dimension container	950 x 680 x 465 mm
Loading capacity max.	500 kg
Tipping	hydraulic
Transmission	gear
Forward speed max.	1.57 – 2.93 – 3.66 km/h
Reverse speed max.	1.14 km/h

LOGISTICAL DATA

Weight net / gross	255 / 290 kg
Packaging dimensions	1675 x 775 x 1115 mm
Article number	5908801903
Barcode	4046664026464
20 Container	20 pcs
40 Container	42 pcs
40 HQ Container	42 pcs



EXAMPLES OF USE

Garden



Forest



Construction site



Three forwards gears 1.57 - 2.93 - 3.66 km/h and one reverse gear 1.14 km/h.



Thanks to the narrow clearance width of 715 mm, even areas with difficult access can be reached without problems.



The bucket of the DP5000 can be emptied hydraulically.



PRODUCT DETAILS

Loading capacity max.



500 kg

Chain drive



Large tipping container



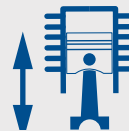
950x680x465 mm

Compact design



715 mm

196 cc



Powerful 5.6 HP motor




SUITABLE FOR DIFFERENT MATERIALS



Gravel




Wood



Soil



Stones



Concrete



Bagged goods



- ✓ Mortar mixer
- ✓ Paint mixer

**PAINT AND MORTAR STIRRER
INCLUDING 2ND PADDLE**

- High-performance and powerful 1200 W (PM1200) or 1400 W (PM1400) motor
- Stepless speed adjustment up to 700 rpm (PM1200) or 760 rpm (PM1400)
- Robust stirrer mount with M14 thread
- Easy replacement of mixing attachment
- Ideal for mixing mortar, render, paint etc.
- Ergonomic handles ensure comfortable, fatigue-free working.
- Includes mortar stirrer and paint stirrer

OPTIONAL ACCESSORIES

**MIXING PADDLE
REPLACEMENT**



Article number: 3907801009
Barcode: 4046664042372



Ergonomic D-handle

M14 thread

INCLUDED

SPECIFICATIONS

	PM1200	PM1400
Dimensions L x W x H	315 x 200 x 860 mm	
Motor	220 – 240 V~	230 V~
Power	1200 W	1400 W
Variable speed, two gears	0 – 700 min ⁻¹	0-570 min ⁻¹ / 0-760 min ⁻¹
Shaft length	K2: 580 mm; K5: 590 mm	
Tool connection thread	M14	

LOGISTICAL DATA

	PM1200	PM1400
Weight net / gross	5,7 / 6,6 kg	4,9 / 6,7 kg
Packaging dimensions	345 x 230 x 290 mm	
Article number	5907801901	5907805901
Barcode	4046664042198	4046664043867
20 Container	1060 Stück	
40 Container	2210 Stück	
40 HQ Container	2660 Stück	



EXAMPLES OF USE SUITABLE FOR

Interior fittings



Exterior-renovation



Garden



Construction site



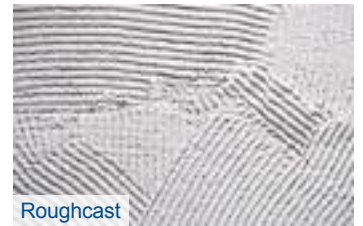
Concrete



Plaster



Mortar



Roughcast



Adhesive (tiles)



Paint

PRODUCT DETAILS

PM1200

1200 W



PM1400

1400 W



220 - 240 V connection



230 V connection



Variable speed
0 - 700 min⁻¹



Variable speed
0-570 min⁻¹ / 0-760 min⁻¹



PM1200 und PM1400

Ø Mixerstab 120 mm



M14 Gewinde



Mortar stirrer



Paint stirrer




Thanks to its comprehensive accessories, the PM1200/PM1400 is able to process paint, mortar and concrete.



Ergonomic handles ensure fatigue-free working.



Adjustable speed regulation ensures mixing without splashing.



Perfect for mixing mortar, paint, concrete etc.



OPTIONAL ACCESSORIES

MIXING PADDLE
REPLACEMENT



Article number: 5907800701
Barcode: 4046664063681

PAINT AND MORTAR STIRRER
INCLUDING 2ND PADDLE

- Ideal for mixing mortar, plaster, paint etc.
- 2-speed gearbox for high torque and mixing performance
- Continuously variable speed control 0 – 580 or 0 – 780 rpm
- Powerful 1600 W engine
- Quick and easy change of the stirring attachment
- Ergonomic handles for convenient working
- Robust stirrer receptacle with M14 thread
- Including second spiralled stirrer attachment



INCLUDED

360°



SPECIFICATIONS

Dimensions	310 x 190 x 330 mm
Motor	230 V~ / 50 Hz
Power	1600 W
Variable speed, two gears	0 – 580 / 0 – 780 rpm
Shaft length	590 mm
Tool connection thread	M14

LOGISTICAL DATA

Weight net / gross	6.9 / 7.6 kg
Packaging dimensions	340 x 230 x 350 mm
Article number	5907803901
Barcode	4046664043737
20 Container	910 pcs
40 Container	1890 pcs
40 HQ Container	2210 pcs

Variable speed



2-gear drive

1st gear 0 – 580 rpm
2nd gear 0 – 780 rpm



Tool connection thread

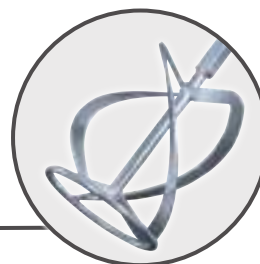
M14



Ergonomic handles

ensure fatigue-free working

Stirrer Ø: 140 mm



PRODUCT DETAILS

1600 W

230 V connection



Variable speed
0 – 580 / 0 – 780 U/min



M14 thread



Clockwise
paint and mortar stirrer



Anti-clockwise
paint and mortar stirrer



The PM1600 features an anti-clockwise and a clockwise stirrer for different mixing materials (runny or viscous substances)

Clockwise



Anti-clockwise



+

2IN1



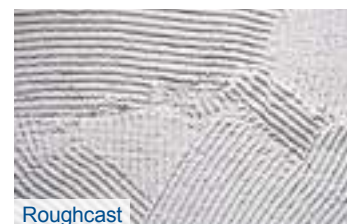
Concrete



Plaster



Mortar



Roughcast



Adhesive (tiles)



Paint



EXAMPLES OF USE SUITABLE FOR

Interior fittings



Exterior-renovation



Garden



Construction site





OPTIONAL ACCESSORIES

MIXING PADDLE REPLACEMENT SET



Article number: 5907802701
Barcode: 4046664043300

DOUBLE PAINT AND MORTAR STIRRER INCLUDING 2 PADDLES

- 2 counter-rotating stirrer rods for optimal mixing
- Ideal for mixing mortar, plaster, paint etc.
- Two stage speed control up to 790 rpm
- Powerful 1800 W motor with enough power reserves
- Ergonomic handles for convenient and fatigue-free working
- Robust stirrer receptacle with Quick-closure
- Easy change of the stirring attachment
- Including 2 mixing rods



Ergonomic D-handle

Dual speed gearbox

Quick-closure

360°



INCLUDED

SPECIFICATIONS

Dimensions L x W x H	310 x 190 x 890 mm
Motor	230 V~ / 50 Hz
Power	1800 W
Variable speed, two gears	0 – 450 / 0 – 790 rpm
Shaft length	570 mm
Tool connection thread	Quick-closure

LOGISTICAL DATA

Weight net / gross	7.2 / 8.8 kg
Packaging dimensions	590 x 320 x 250 mm
Article number	5907802901
Barcode	4046664043072
20 Container	520 pcs
40 Container	1110 pcs
40 HQ Container	1300 pcs

EXAMPLES OF USE SUITABLE FOR

Interior fittings



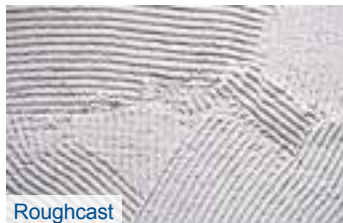

Exterior-renovation



Garden



Construction site



PRODUCT DETAILS

1800 W

230V connection



Variable speed 0 - 450 /
0 - 790 min-1

Quick-closure




Mortar stirrer

Stirrer Ø: 110 mm



Variable speed



2-gear drive

1st gear 0 – 450 rpm
2nd gear 0 – 790 rpm



Double stirrer

for the perfect
mixing result



Ergonomic handles

ensure fatigue-free
working



Quick-closure

Replacement without tools



AIRLESS PAINT SPRAY SYSTEM

- Powerful 750 W electric motor
- Max. flow rate 1.1 L/min depending on the paint or liquid
- Variable pressure regulation up to 207 bar for optimal paint distribution
- Extra-long 7.6 m spray hose for extensive coverage
- Quick progress possible - up to 350 m²/h
- Greater efficiency, thanks to direct suction
- Non-tiring working, thanks to lightweight spray attachment with 4-finger trigger
- Paint spray system that is compact and easy to transport
- Suitable for water and synthetic-based liquids



Continuously variable pressure regulation



Convenient carrying handle

Lightweight spray gun with 4-finger trigger

Long spray hose 7.6 m

LOGISTICAL DATA

Weight net / gross	8.3 / 9.5 kg
Packaging dimensions	295 x 285 x 420 mm
Article number	5906002901
Barcode	4046664073673
20 container	760 pcs
40 container	1480 pcs
40 HQ container	1750 pcs

SPECIFICATIONS

Dimensions L x B x H	245 x 195 x 255 mm
Maximum pressure	207 bar
Max. ground coverage	350 m ² /h
Max. flow rate	1.1 L/min
Motor	220 – 240 V~ / 50 Hz
Motor output	650 – 750 W

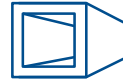


EXAMPLES OF USE

Wood



Metal



Interior construction



External restoration



Max. flow rate
1.1 L/min

Up to 350 m²/h
area output

Powerful 750 W motor

Varnishing timber furniture



Painting metal




Painting timber




Interior painting



Maximum operating
pressure of 207 bar
continuously adjustable



Spray gun with locking function for
sustained and fatigue-free work



Can be drawn straight from the paint bucket
thanks to filter attachment on the suction hose

Maximum operating pressure of 110 bar – adjustable in 5 steps using a pressure regulator.



AIRLESS PAINT SPRAY SYSTEM

- Airless paint spray system for even paint application on smooth or textured surfaces indoors or outdoors
- Suitable for viscous or runny paint, latex, varnishes and water-based glaze and dispersion interior wall paint
- Large working radius, thanks to 9 m spray hose
- Powerful 550 Watt electric motor with high-quality copper coil
- Fast work progress of up to 420 m²/h possible
- Integrated nozzle storage compartment
- Sturdy frame and soft-touch carrying handle
- Horizontally and vertically adjustable paint spray gun with locking function ensures extended and fatigue-free working
- Maximum operating pressure of 110 bar – adjustable in 5 steps using a pressure regulator
- Compact size to ensure easy transport
- Paint can be drawn straight from the paint bucket, thanks to the filter attachment on the suction hose
- Flow rate max. 1.25 l/min depending on paint or liquid
- Includes 2 nozzles for viscous (517) and runny (311) materials and 2 filters

Soft-touch carrying handle

Horizontally and vertically adjustable paint spray gun

Spray gun with locking function

Powerful 550 W electric motor

Large working radius, thanks to 9 m spray hose

Sturdy frame

LOGISTICAL DATA

Weight net / gross	7,8 / 8,7 kg
Packaging dimensions	380 x 328 x 398 mm
Article number	5906004901
Barcode	4046664217473
20 container	490 pcs
40 container	1050 pcs
40 HQ container	1260 pcs

SPECIFICATIONS

Dimensions L x B x H	370 x 340 x 490 mm
Maximum pressure	110 bar
Max. ground coverage	420 m ² /h
Max. flow rate	1,25 L/min
Motor	230 V~ / 50 Hz
Engine Power	550 W

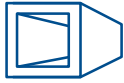


EXAMPLES OF USE

Wood



Metal



Interior construction




External restoration*



Varnishing timber furniture



Painting metal



Painting timber



Interior painting



* Facade paint, lye and acidic coating materials must not be used with this spray gun



Locking function
to ensure extended and
fatigue-free working

2 nozzles for viscous and runny materials

Runny materials (311)
for water-dilutable and
solvent-based glazes,
varnishes or oils

Viscous materials (517)
for latex paint, dispersion or
weather-protection paint

Filter insert on the suction hose
means paint can be drawn straight
from the bucket

The filter insert ensures particularly even
paint application and prevents clotting in
the paint spray gun.



It is easy to switch between the modes "Prime"
(pre-filling the paint, pressure relief) and "Spray"
(paint application) using the function switch.

GENERATOR 700 W

- 63 cc, 2-stroke petrol engine
- 700 W max. power output – 680 W continuous output
- Light and portable
- Standard 230 V socket with overload circuit breaker
- Anti-vibration rubber feet, carry handle and pull starter

OPTIONAL ACCESSORIES

HUILE ULTRA PERFORMANTE À LONGUE DURÉE DE VIE SAE 5W-40 500 ml



Article number: 3906100701
Barcode: 4014915073512



SPECIFICATIONS ENGINE

Model	Single-cylinder; 2 stroke petrol engine
Capacity	63 cc
Tank capacity	4 L

SPECIFICATIONS - GENERATOR

Rated output / max. output	650 / 700 W
Socket	1 x 230 V~
AC frequency	50 Hz
Starter	Pull starter

LOGISTICAL DATA

Weight net / gross	16.5 / 17.5 kg
Packaging dimensions	425 x 350 x 355 mm
Article number	5906218901
Barcode	4046664067931
20 Container	520 pcs
40 Container	1080 pcs
40 HQ Container	1260 pcs



EXAMPLES OF USE

Camping



Garden shed



Event



Construction site



Powerful 1.6 HP, 2-stroke petrol engine (Air-cooled)



4 L tank volume

Easy to transport thanks to transport brackets

Easy and comfortable start thanks to pull starter

Protection against overload ensures the safety of the device

PRODUCT DETAILS

Pull starter



230 V power outlet



Lasting



Robust



Space-saving



Fuel-saving



Lightweight



Transportable



1x 230 Volt - AC power outlet max. power of 700 Watt



GENERATOR 2800 W

- 5.8 HP engine pull cable starter
- Powerful and air cooled 4 stroke petrol engine with 212 cm³ displacement
- Max. 2800 W output power, 2500 W rated output
- Two 230 V connections
- Sturdy and robust steel frame with wheel kit and hinged handles
- Integrated overload protection, voltmeter and low oil warning



OPTIONAL ACCESSORIES

OIL ULTRA PERFORMANCE
 LONGLIFE
 SAE 5W-40
 500 ml



Article number: 3906100701
 Barcode: 4014915073512

Fuel gauge

Pull cable starter

Handle (standard)

Wheels (standard)

Overload protection, voltmeter and low oil warning



SPECIFICATIONS - GENERATOR

Dimensions L x W x H	660 x 600 x 500 mm
Voltage control	AVR-System
Rated output / max. output	2500 / 2800 W
Socket	2 x 230 V~
AC frequency	50 Hz
Overload protection	Yes
Low oil warning	Yes
Voltmeter	Yes

SPECIFICATIONS - ENGINE

Model	Single-cylinder; 4 stroke petrol engine
Max. engine power	5.8 HP
Displacement	212 cc
Starter	Pull starter
Tank capacity	15 L
Fuel consumption 2/3 load	1,05 L/h
Fuel consumption at max. load	3,89 L/h

LOGISTICAL DATA

Weight net / gross	44,7 / 47 kg
Packaging dimensions	685 x 490 x 495 mm
Article number	5906226903
Barcode	4046664194668
40 HQ Container	375 pcs



EXAMPLES OF USE

Camping



Garden shed



Event



Construction site



Large tank capacity (15 litres)

Sturdy and robust steel frame

Easy to manoeuvre thanks to transport handles and large wheels



212 cc, 5.8 HP, 4-stroke petrol engine

PRODUCT DETAILS

2 x 230 V power outlet



Lasting



Robust



Powerful



Fuel-saving



Power pack

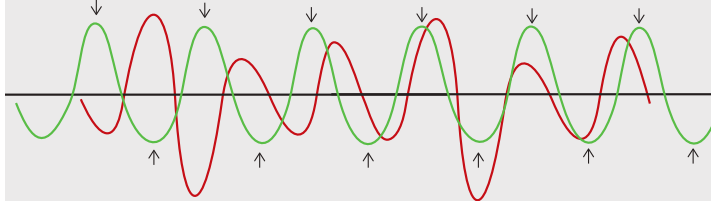


Transportable



AVR technology minimises voltage fluctuations and ensures consistent power from the generator

our SG3200x
traditional manufacturers



Integrated voltage meter, oil level warning (protects the motor from running dry) and protection against overload (ensures the safety of the device)



2 x 230 Volt power outlets, max. power of 2800 Wat

GENERATOR 5500 W

- 12.2 HP petrol engine with electric start or pull starter as alternative
- Powerful and air cooled 12,2 HP / 9 kW 4 stroke petrol engine with 420 cc displacement
- 1x 400 V ~ connection max. 5500 W output power, 5000 W rated output
- 2x 230 V ~ connection max. 2200 W output power, 2000 W rated output
- A 400 V~ connection, two 230 V~ connection and a 12 V DC connector offering maximum flexibility
- Sturdy and robust steel frame with wheel kit and hinged handle
- 25 litre petrol tank allows using the generator for hours
- Integrated overload protection, voltmeter and low oil warning

Electric start

Convenient start

Electric start

360°

Handle
(Standard)Large tank capacity
(25 litres)

Max. output 5500 Watt

Wheels
(Standard)Overload protection,
voltmeter and low oil
warning**SPECIFICATIONS - GENERATOR**

Dimensions L x W x H	760 x 700 x 650 mm
Voltage control	AVR-System
230 V / 400 V max. output / rated	5000 / 5500 W (400 V~) 2000 / 2200 W (230 V~)
Socket	2 x 230 V~ / 1 x 400 V~
AC frequency	50 Hz
Overload protection	Yes
Low oil warning	Yes
Voltmeter	Yes

SPECIFICATIONS - ENGINE

Model	Single-cylinder 4 stroke petrol engine
Max. engine power	12.2 HP
Displacement	420 cc
Starter	Pull starter, electric starter
Tank capacity	25 L

LOGISTICAL DATA

Weight net / gross	82 / 89 kg
Packaging dimensions	790 x 595 x 595 mm
Article number	5906229903
Barcode	4046664194804
40 HQ Container	220 pcs



EXAMPLES OF USE

Camping



Garden shed



Event

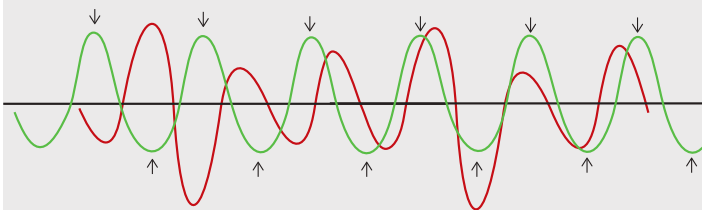


Construction site



AVR technology minimises voltage fluctuations and ensures consistent power from the generator

SG7100x
Traditional manufacturers



Fuel gauge




Hinged Handle



COPPER COIL

- ✓ Long service life
- ✓ Better electrical conductivity



420 cc 12.2 HP,
4-stroke petrol engine

PRODUCT DETAILS

1 x 400 V~ connection
1 x 12 V~ connection



2 x 230 V~ power outlet



Oil warning indicator



Robust



Overload protection



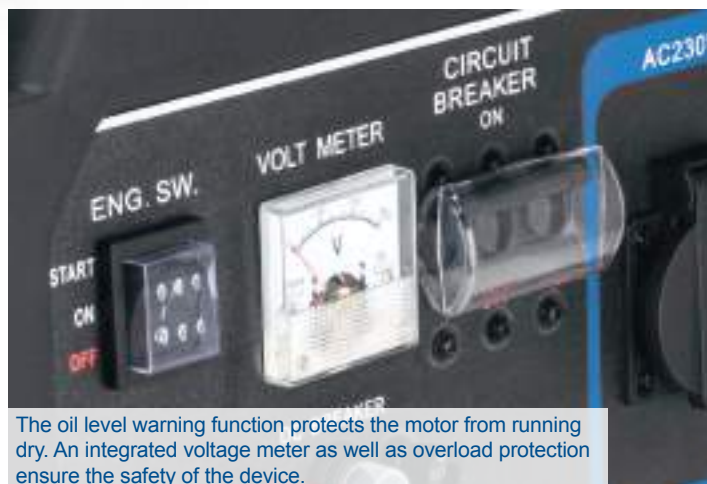
Fuel-saving



Power pack



Easy to manoeuvre



The oil level warning function protects the motor from running dry. An integrated voltage meter as well as overload protection ensure the safety of the device.



Thanks to its wheels, the SG7100x can be transported easily.

DIESEL POWER GENERATOR 5000 W

- Diesel generator with electric starter
- Max. 5000 W output power
- One 400 V~ connection, two 230 V~ connections and a 12 V DC connector for maximum flexibility
- Stable and robust housing with travel wheels and handle
- 16 L tank for hours of generator use

Convenient start

**Electric start**

Large tank capacity (15 litres)

Max. output 5000 W

Handle

schepach

Diesel generator

Wheels

418 cc 7,7 HP,
4-stroke-diesel engine**SPECIFICATIONS - GENERATOR**

Dimensions L x W x H	920 x 520 x 750 mm
Voltage control	AVR-System
Rated / Max. output	3000 W (230V~) / 4200 W (400 V~) 3300 W (230V~) / 5000 W (400 V~)
Socket	2 x 230 V~
Socket	1 x 400 V~
AC frequency	50 Hz
Overload protection	Yes
Low oil warning	Yes
Voltmeter	Yes

SPECIFICATIONS - ENGINE

Model	Single-cylinder 4 stroke Diesel engine
Max. engine power	7.7 HP
Displacement	418 cc
Starter	electric starter
Tank capacity	16 L
Fuel consumption at 2/3 load	1.43 L/h

LOGISTICAL DATA

Weight net / gross	148 / 160 kg
Packaging dimensions	935 x 710 x 535 mm
Article number	5906222903
Barcode	4046664095583
20 Container	72 pcs
40 Container	144 pcs
40 HQ Container	144 pcs



EXAMPLES OF USE

Garden shed



Event

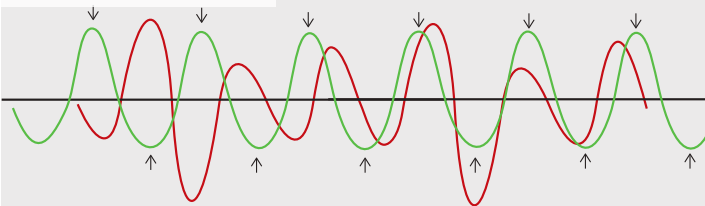


Construction site



AVR technology minimises voltage fluctuations and ensures consistent power from the generator

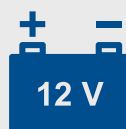
SG5200D
traditional manufacturers



Integrated voltage meter, oil level warning (protects the motor from running dry) and protection against overload (ensures the safety of the device)

PRODUCT DETAILS

1 x 12 V connection



2 x 230 V~ power outlet
1 x 400 V~ power outlet



Oil warning indicator



Robust



Overload protection



Fuel-saving



Power pack



Electric start



Electric start

Ignition switch



2 x 230 Volt power outlet

Rated output 3000 Watt

Max. output 3300 Watt

1 x 12 Volt connection



COPPER COIL

- ✓ Long service life
- ✓ Better electrical conductivity

Includes starter battery

12 V 30 Ah



1 x 400 Volt power outlet

Rated output 4200 Watt

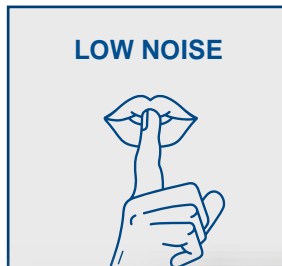
Max. output 5000 Watt



INVERTER GENERATOR 2000 W

- Maximum power of 2000 W for devices with sensitive electronics, power tools, etc.
- Equipped with two 230 V~ AC sockets and two 2.1 A USB ports (quick charging)
- Displacement of 79 cm³, air cooled 4 stroke petrol engine with pull cable starter
- Compact design in carrying case size made of impact-resistant plastic with handle
- Automatic shutdown in case of oil shortage
- A fuel tank of 4.1 L and an engine oil capacity of 300 ml
- Clean sine wave for sensitive devices such as laptops, televisions, tablets or smartphones
- Low noise level of 64,1 dB(A)*

*Noise levels may vary depending on distance and location and were measured at 25% load and at a distance of 7 metres from the control panel.



OPTIONAL ACCESSORIES

ENGINE OIL
ULTRA
PERFORMANCE
LONGLIFE SAE
5W-40
500 ml



Article number: 3906100701
Barcode: 4014915073512



SPECIFICATIONS – ENGINE

Model	Single cylinder; 4 stroke petrol engine
Max. engine power	3 PS
Displacement	79 cm ³
Starting system	Pull cable starter
Tank capacity	4.1 L

LOGISTICAL DATA

Net / gross weight	17.5 / 19 kg
Packaging dimensions	570 x 320 x 485 mm
Article number	5906226901
EAN	4046664134602
20 container	288 pcs
40 container	576 pcs
40 HQ container	735 pcs

SPECIFICATIONS – POWER GENERATOR

Dimensions L x W x H	520 x 270 x 440 mm
Voltage control	Inverter
Nominal power/Maximum power	1600 / 2000 W
Voltage output	230 V~
AC frequency	50 Hz
Overload protection	Yes
Low oil warning	Yes



SELF-SUFFICIENT ENERGY SUPPLY

SUITABLE FOR

Camping



Garden shed



Heating system



Refrigerator



Event



Construction site



Laptop



Mobile phone



User-friendly operation



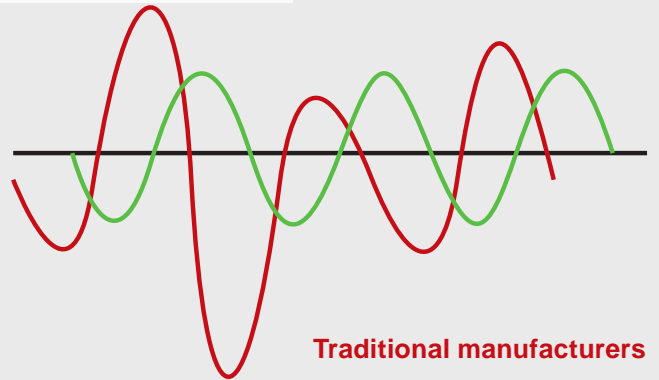
Large 4.1 litre fuel tank



Anti-vibration rubber feet

Voltage control system inverter:
Clean sine curve, suitable for
sensitive electrical devices.

SG2500i




Traditional manufacturers



Low noise level of 64.1 dB,
(66% quieter than conventional generators
with comparable power)

95 dB



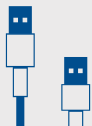
SG2500i



Traditional manufacturers

PRODUCT DETAILS

2x USB connection



2 x 230 V power outlet



Oil warning indicator



Energy saving switch



Overload protection



Fuel-saving



Lightweight



Transportable



Easy start using pull starter



1600 W nominal power, 2000 W maximum power for
devices with sensitive electronics, power tools etc.

INVERTER GENERATOR 1020 W

- 1020 W generator with inverter technology for devices with sensitive electronics, power tools etc.
- 53.5 cc displacement, air-cooled 4-stroke petrol engine for reliable performance
- Fuel consumption at 2/3 load: 0.68 l/h with a run time of 5.9 h
- Features a 230 V alternating current socket and pull starter
- Comfortable operation: power saving mode, power indicator, overload display, oil protection display
- Compact and lightweight design with carrying handle for easy transport
- Sturdy rubber feet for secure positioning

OPTIONAL ACCESSORIES

ENGINE OIL
ULTRA
PERFORMANCE
LONGLIFE SAE
5W-40
500 ml



Article number: 3906100701
Barcode: 4014915073512

Transport handle (standard)



Rubber feet to protect against vibration



SPECIFICATIONS - ENGINE

Model	Single-cylinder; 4 stroke petrol engine
Max. engine power	2,04 HP
Displacement	53.5 cc
Starter	Pull starter
Tank capacity	4 L

LOGISTICAL DATA

Weight net / gross	12.7 / 14.3 kg
Packaging dimensions	420 x 320 x 398 mm
Article number	5906223903
Barcode	4046664095989
20 Container	455 pcs
40 Container	980 pcs
40 HQ Container	1174 pcs

SPECIFICATIONS - GENERATOR

Dimensions L x W x H	410 x 310 x 383 mm
Voltage control	Inverter
Rated output / max. output	1000 / 1020 W
Socket	230 V~
AC frequency	50 Hz
Overload protection	Yes
Low oil warning	Yes



SELF-SUFFICIENT ENERGY SUPPLY

SUITABLE FOR

Camping



Garden shed



Heating system



Refrigerator



Event



Construction site



Laptop



Mobile phone



Fuel tank capacity: 4 L

1020 W max. power

User-friendly operation

Easy start using pull starter

Robust machine housing

53.5 cc, 2 HP, 4-stroke petrol engine

PRODUCT DETAILS

Lasting



1 x 230 V power outlet



Oil warning indicator



Energy saving switch



Overload protection



Fuel-saving



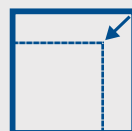
Lightweight



Robust



Space-saving

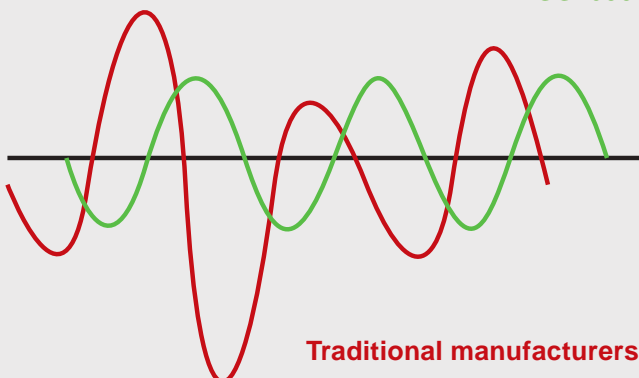


Transportable



Voltage control system inverter:
Clean sine curve, suitable for
sensitive electrical devices.

SG1600i



Traditional manufacturers

OPTIONAL ACCESSORIES

ENGINE OIL
ULTRA
PERFORMANCE
LONGLIFE SAE
5W-40
500 ml



Article number: 3906100701
Barcode: 4014915073512



INVERTER GENERATOR 3400 W

- Sturdy and robust steel frame protects vital components
- Max 5.1 HP petrol engine with easy pull start system
- 3400 W maximum power output – 3000 W continuous output
- Built-in energy-saving mode saves fuel and ensures low emissions
- 7.4 litre fuel tank
- Low noise level of 65,5 dB(A)*
*Noise levels may vary depending on distance and location and were measured at 25% load and at a distance of 7 meters from the control panel.



Max. 5.1 HP petrol engine with pull start system

INCLUDED



Variable transport handle

SPECIFICATIONS - ENGINE

Model	Single-cylinder; 4 stroke petrol engine
Max. engine power	5.1 HP
Displacement	212 cc
Starter	Electric starter & pull starter
Tank capacity	7.4 L
Fuel consumption load	2.1 L/h

SPECIFICATIONS - GENERATOR

Dimensions L x W x H	579 x 425 x 443 mm
Voltage control	Inverter
Rated output / max. output	3000 / 3400 W
Socket	2 x 230 V~
AC frequency	50 Hz
Overload protection	Yes
Low oil warning	Yes
Voltmeter	Yes

LOGISTICAL DATA

Weight net / gross	43.8 kg / 47 kg
Packaging dimensions	580 x 508 x 450 mm
Article number	5906217901
Barcode	4046664072362
20 Container	180 pcs
40 Container	380 pcs
40 HQ Container	475 pcs



SELF-SUFFICIENT ENERGY SUPPLY

SUITABLE FOR

Camping



Garden shed



Heating system



Refrigerator



Event



Construction site



Laptop



Mobile phone



LOW NOISE



User-friendly operation via LCD display

3400 W max. power

Fuel tank capacity: 4 L



Robust and noise-insulated machine housing

PRODUCT DETAILS

Lasting



2 x 230 V power outlet



Oil warning indicator



Energy saving switch



Overload protection



Fuel-saving



Digital display



Robust



12 V connection



Electric start (with remote control) and pull starter



Easy to manoeuvre thanks to movable transport handle



Low noise level of 65,5 dB, at 7 m distance. Comparable ones are at 95 dB




super silent, only 65,5 dB

INVERTER GENERATOR 3500 W

- Peak power of 3500 W, maximum power of 3200 W for devices with sensitive electronics, power tools, etc.
- Equipped with two 230 V~ AC sockets and two 2.1 A USB ports (quick charging), 1 x 12 V power outlet
- Displacement of 141 cm³, air cooled 4 stroke petrol engine with pull cable starter
- Compact design in carrying case size made of impact-resistant plastic with handle
- Automatic shutdown in case of oil shortage
- A fuel tank of 6.3 L and an engine oil capacity of 400 ml
- Clean sine wave for sensitive devices such as laptops, televisions, tablets or smartphones
- Low noise level of 66 dB*

*Noise levels may vary depending on distance and location and were measured at 25% load and at a distance of 7 metres from the control panel.



OPTIONAL ACCESSORIES

ENGINE OIL
ULTRA
PERFORMANCE
LONGLIFE SAE
5W-40
500 ml

Article number: 3906100701
Barcode: 4014915073512

360°



SPECIFICATIONS – ENGINE

Model	Single cylinder; 4 stroke petrol engine
Max. engine power	3.6 kW / 4.8 PS
Displacement	141 cm ³
Starting system	Pull cable starter
Tank capacity	6.3 L

LOGISTICAL DATA

Net / gross weight	22.5 / 24.2 kg
Packaging dimensions	590 x 370 x 535 mm
Article number	5906230903
EAN	4046664195221
20 container	244 pcs
40 container	492 pcs
40 HQ container	615 pcs

SPECIFICATIONS – POWER GENERATOR

Dimensions L x W x H	542 x 325 x 490 mm
Voltage control	Inverter
Nom. / Max. / Peak power	3000 / 3200 / 3500 W
Voltage output	230 V~
AC frequency	50 Hz
Overload protection	Yes
Low oil warning	Yes



SELF-SUFFICIENT ENERGY SUPPLY

SUITABLE FOR

Camping



Garden shed



Heating system



Refrigerator



Event



Construction site



Laptop



Mobile phone



User-friendly operation



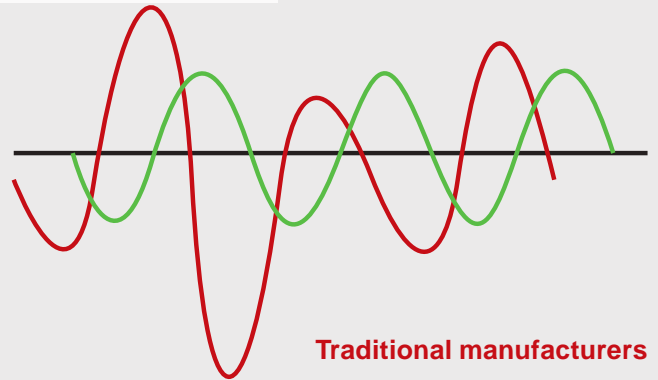
Large 6.3 litre fuel tank



Anti-vibration rubber feet

Voltage control system inverter:
Clean sine curve, suitable for
sensitive electrical devices.

SG3500i



Traditional manufacturers



Low noise level of 66 dB,
(31% quieter than conventional generators
with comparable power)

95 dB



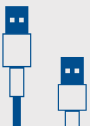
SG3500i



Traditional manufacturers

PRODUCT DETAILS

2x USB connection



2 x 230 V power outlet
1 x 12 V power outlet



Oil warning indicator



Energy saving switch



Overload protection



Fuel-saving



Lightweight



Transportable



Easy start using pull starter



3500 W peak output, 3200 W maximum output for
devices with sensitive electronics, power tools etc.

DEHUMIDIFIER

- Dehumidifier for **closed rooms in basements or on construction sites**
- Dehumidifying capacity of up to **60 litres per day**
- **Easy transport and change of location**
- Particularly **energy-efficient for continuous operation**
- **High dehumidifying capacity even at low temperatures**
- **Auto stop when tank is full (6 L)**
- **Fully automatic frost protection control**
- Perfect for **rooms of 60 – 80 m²**
- High air circulation
- Easy-to-read **LCD display for convenient device configuration** including operating hour counter
- Transport handle and wheels for easy transport



The resulting condensation is collected in the large 6-litre tank which automatically turns off.

**SPECIFICATIONS**

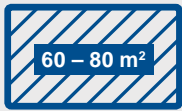
Dimensions L x W x H	565 x 420 x 710 mm
Dehumidifying capacity	60 L pro Tag
Working temperature	5 – 35 °C
Water tank volume	6.0 L
Airvolume	350 m ³ /h
Motor	230V~
Power output	1050 W
Power consumption	3,9 A

LOGISTICAL DATA

Weight net	32 kg
Weight gross	30.1 kg (Paket 1) / 5.3 kg (Paket 2)
Packaging dimensions	870 x 280 x 65 mm (Paket 1) 490 x 400 x 645 mm (Paket 2)
Article number	5906501905
Barcode	4046664176572
20 Container	301 Stück
40 Container	630 Stück
40 HQ Container	720 Stück

PRODUCT DETAILS

Room space



Autostop



Extremely quiet operation



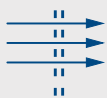
55 – 60 dB

Automatic self-de-icing



< 11 °C Room temperature

Air flow



350 m³/h

Working temperature



5 – 35 °C

Dehumidifying capacity



60 L per day

Humidity can be configured

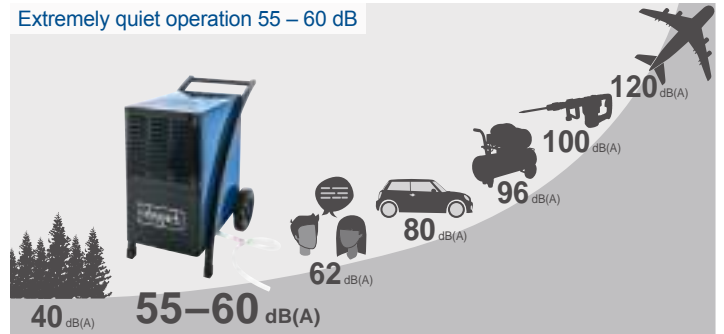


30 – 80 % RH



With a dehumidifying capacity of 60 litres per day, the Dehumidifier is perfect for larger rooms of 60 to 80 m².

Extremely quiet operation 55 – 60 dB



High air circulation

up to 60 L per day

Dry air

Humid air



6 L tank





AC/DC PORTABLE COMPRESSOR

- Compact mobile compressor – ideal for the car
- 12 V and 230 Volt operation
- The tool of choice to inflate tires in case of a car breakdown
- Pressure can be digitally measured and set in advance
- Including 600 mm compressed air hose and 4 nozzles for car/bike valves, swimming aids, balls, etc.
- Cable and accessories can be safely stored directly on the device
- Automatic shut-off when the specified pressure has been reached



Transport handle

Digital Display

Integrated storage

8 bar

LOGISTICAL DATA

Weight net / gross	1.6 / 1.9 kg
Packaging dimensions	275 x 123 x 210 mm
Article number	5906142901
EAN	4046664125143
20 container	approx. 3600 units
40 container	approx. 7200 units
40 HQ container	approx. 7920 units

SPECIFICATIONS

Dimensions L x W x H	270 x 200 x 115 mm
Max. working pressure	8 bar
Intake capacity	36.5 L/min
AC cable length	1.8 m
DC cable length	4 m
Hose length	0.6 m
Power supply	220 - 240 V~ / 12 V car



EXAMPLES OF USE

Car tyres



Bicycle tyres



Football



Camping



Nozzles included in the delivery allow a wide range of uses.




Due to the low-maintenance machine characteristics, up to **80% longer running time** is achieved.

Low-maintenance

Thanks to practical storage compartments, everything is always at hand.



The Air Force 5 is the perfect compressor for at home or out and about.



The digital display makes for easy operation.



PRODUCT DETAILS

8 bar maximum working pressure



Suction capacity 36.5 L/min



Oil-free



Includes 4 nozzles



Transportable



Low-maintenance





INCLUDED



SPECIFICATIONS

Dimensions L x W x H	550 x 155 x 360 mm
Tank capacity	2 L
Operating pressure max.	8 bar
Intake capacity	180 L/min
Motor	220 - 240 V~
Input	1100 W

LOGISTICAL DATA

Weight net / gross	8 / 9 kg
Packaging dimensions	560 x 155 x 365 mm
Article number	5906118901
Barcode	4046664040309
20 Container	688 pcs
40 Container	1408 pcs
40 HQ Container	1692 pcs

PORTABLE COMPRESSOR INCLUDES ACCESSORY KIT

- Compact and easy to carry, weighing only 8 kg
- Oil-free and low-maintenance compressor
- Maximum working pressure of 8 bar with pressure regulation
- Intake capacity of 180 L/min for quick filling
- 2 L Vessel pressure
- Including 12-piece accessory set that comes with an air blow gun and a tyre inflation pressure gauge
- Integrated storage space for accessories



EXAMPLES OF USE

Car tyres



Bicycle tyres



Football



Camping



The Air Force 5 is the perfect compressor for at home or out and about.



The compressed air hose measures 3 metres, allowing a large work radius



Due to the low-maintenance machine characteristics, up to **80% longer running time** is achieved.

Low-maintenance

80% LONGER RUNNING TIME

Nozzles included in the delivery allow a wide range of uses.



PRODUCT DETAILS

8 bar maximum working pressure



Suction capacity 180 L/min



Oil-free



2 L tank volume



Transportable



Low-maintenance



6 L COMPRESSOR INCLUDES ACCESSORY KIT

- Light 8.2 kg weight
- Compressor features a long-life, oil-free, maintenance-free pump for convenience
- Intake capacity 200 L/min
- Powerful 1200 W
- Vessel size 6 L
- Operating pressure max. 8 bar
- Comes with large accessory kit
- Handle for easy transport
- Secure stand with rubber feet

Thanks to its **compact size**, the HC06 can be stored without using up much space.



ergonomic transport handle

Pressure gauge

Quick-release coupler

8 bar

INCLUDED



SPECIFICATIONS

Dimensions L x W x H	350 x 324x 276 mm
Vessel size	6 L
Operating pressure max.	8 bar
Intake capacity	200 L/min
Sound level	97 dB(A)
Motor	220 – 240 V~ / 50 Hz
Input	1200 W

LOGISTICAL DATA

Weight net / gross	8.2 / 9.2 kg
Packaging dimensions	365 x 340 x 305 mm
Article number	5906153901
Barcode	4046664174431
20 Container	672 pcs
40 Container	1386 pcs
40 HQ Container	1584 pcs



EXAMPLES OF USE SUITABLE FOR

Tyre inflation



Paint spray gun



Compressed air ratchet



Nailing / stapling



The **quick-coupling** ensures fast and easy tool replacement.



The handle and light weight of 8.2 kg allow easy transport and mobile use.



PRODUCT DETAILS

max. 8 bar operating pressure



Suction capacity 200 L/min



Quick-release coupler



pressure gauges



Oil-free



6 l Vessel size



Transportable

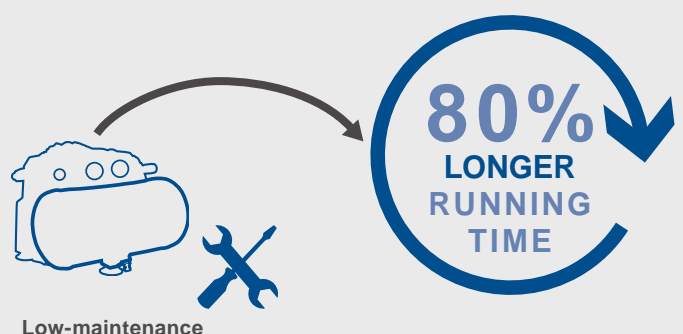


Low-maintenance



Thanks to the supplied accessories, the HC06 is equipped for many uses.

Due to the low-maintenance machine characteristics, up to 80% longer running time is achieved.



Low-maintenance

6 L ULTRA SILENT KOMPRESSOR

- **Kompakter Kompressor** – universell einsetzbar für Arbeiten rund um das Haus, die Werkstatt oder die Garage
- **Kesselgröße 6 L**
- Leistungsstarker **1100 W Motor**
- **Druckminderer** für optimale Regelung des Arbeitsdruckes
- **Schnellkupplung** für einen schnellen Werkzeugwechsel
- Maximaler Arbeitsdruck **8 bar**
- **Doppelzylinder** sorgt für eine hohe Ansaugleistung und schnelles Auffüllen des Kessels
- **Ölfreier Kompressor** für lange und wartungsarme Lebensdauer
- **162 L/min Ansaugleistung**
- Vibrationsgedämpfte Standfüße aus Gummi für rutschfestes Abstellen und ruhiges, vibrationsarmes Arbeiten
- **Geringer Geräuschpegel von 67,4 dB(A)***
*Lautstärkepegel können je nach Nähe und Standort variieren und wurden aus 7 Meter Entfernung vom Bedienfeld gemessen.

LOW NOISE

**PRODUKTDATEN**

Abmessung L x B x H	420 x 185 x 490 mm
Kesselgröße	6 L
Arbeitsdruck max.	8 bar
Ansaugleistung	162 L/min
Schalldruckpegel	67.4 dB(A) (in 7 m)
Motor	230 V~ / 50 Hz
Motorleistung	1100 W

LOGISTISCHE DATEN

Gewicht netto / brutto	11,7 / 12,7 kg
Abmessung Verpackung	450 x 200 x 515 mm
Artikelnummer	5906166901
EAN	4046664233121
20 Container	575 Stück
40 Container	1195 Stück
40 HQ Container	1350 Stück



ANWENDUNGSBEISPIELE GEEIGNET FÜR

Nageln / Tackern



Fahrradreifen




Fußball



Autoreifen



Druckmanometer



PRODUKT-DETAILS

1100 W Motorleistung



Transportabel



162 L/min Ansaugleistung bei
max. Arbeitsdruck von 8 bar



1x Schnellkupplung



6 L Drucklufttank



Ölfrei



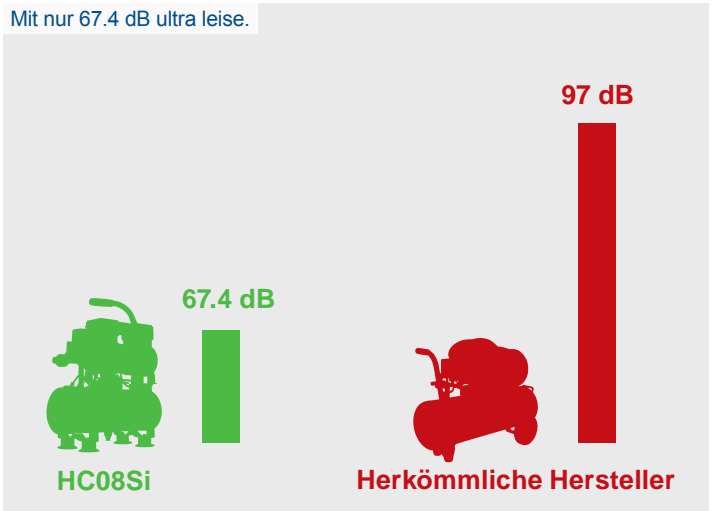
Wartungsarm



1x Druckmanometer



Mit nur 67.4 dB ultra leise.



Der Doppelzylinder sorgt für eine hohe Ansaugleistung und ein schnelles Auffüllen des Kessels.



24 L ULTRA SILENT KOMPRESSOR

- **Kraftvoller Kompressor – universell einsetzbar** für Arbeiten rund um das Haus, die Werkstatt oder die Garage
- **Kesselgröße 24 L**
- Leistungsstarker **1100 W Motor**
- **Druckminderer** für optimale Regelung des Arbeitsdruckes
- **Schnellkupplung** für einen schnellen Werkzeugwechsel
- **Maximaler Arbeitsdruck 8 bar**
- **Doppelzylinder** sorgt für eine hohe Ansaugleistung und schnelles Auffüllen des Kessels
- **Ölfreier Kompressor** für lange und wartungsarme Lebensdauer
- **162 L/min Ansaugleistung**
- Vibrationsgedämpfte Standfüße aus Gummi für rutschfestes Abstellen und ruhiges, vibrationsarmes Arbeiten
- **Geringer Geräuschpegel von 66,1 dB(A)***
- *Lautstärkepegel können je nach Nähe und Standort variieren und wurden aus 7 Meter Entfernung vom Bedienfeld gemessen.

LOW NOISE

**PRODUKTDATEN**

Abmessung L x B x H	560 x 330 x 535 mm
Kesselgröße	24 L
Arbeitsdruck max.	8 bar
Ansaugleistung	162 L/min
Schalldruckpegel	66,1 dB(A) (in 7 m)
Motor	230 V~ / 50 Hz
Motorleistung	1100 W

LOGISTISCHE DATEN

Gewicht netto / brutto	18,2 / 19,7 kg
Abmessung Verpackung	570 x 260 x 575 mm
Artikelnummer	5906165901
EAN	4046664233114
20 Container	320 Stück
40 Container	656 Stück
40 HQ Container	736 Stück



ANWENDUNGSBEISPIELE GEEIGNET FÜR

Nageln / Tackern



Fahrradreifen



Fußball



Autoreifen



Druckmanometer

Fahrvorrichtung
(Standard)



PRODUKT-DETAILS

1100 W Motorleistung



Transportabel



162 L/min Ansaugleistung bei
max. Arbeitsdruck von 8 bar



1x Schnellkupplung



24 L Drucklufttank



Ölfrei



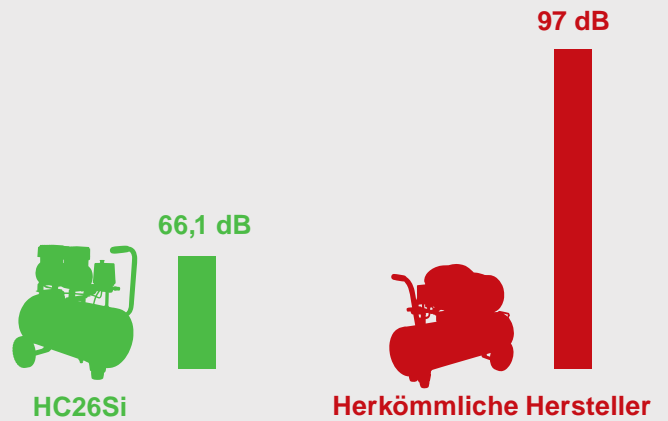
Wartungsarm



1x Druckmanometer



Mit nur 66,1 dB ultra leise.



Der Doppelzylinder sorgt für eine hohe Ansaugleistung und ein schnelles Auffüllen des Kessels.



**24 L COMPRESSOR
INCLUDES ACCESSORY KIT**

- Tank capacity of 24 L
- Max. working pressure of 8 bar
- Oil-free, thus low-maintenance and durable
- Pressure gauge to regulate the working pressure
- A quick coupling
- Coiled compressed air hose of 5 m
- Travel fixture for easy transport
- Including an accessory set of 13 pieces: tyre inflation gauge, air blow gun, hose (HC30o)



Quick-release coupling



Pressure gauge



INCLUDED

SPECIFICATIONS

Dimensions L x W x H	550 x 280 x 565 mm
Tank capacity	24 L
Operating pressure max.	8 bar
Intake capacity	200 L/min
Sound level	97 dB
Motor	230 V~ / 50 Hz
Input	1100 W

LOGISTICAL DATA

	HC30o includes accessory kit	HC30ox
Weight net / gross	18.3 / 20 kg	18.3 / 19.3 kg
Packaging dimensions	580 x 255 x 570 mm	
Article number	5906146901	5906146904
Barcode	4046664137788	4046664137795
20 Container	320 pcs	320 pcs
40 Container	656 pcs	656 pcs
40 HQ Container	736 pcs	736 pcs

PRODUCT DETAILS

8 bar working pressure



Suction capacity 200 l/min



1 x quick-release coupling



24 L vessel size



Oil-free



1 pressure gauge



Transportable



Low-maintenance



EXAMPLES OF USE SUITABLE FOR

Nailing/stapling




Tyre inflation



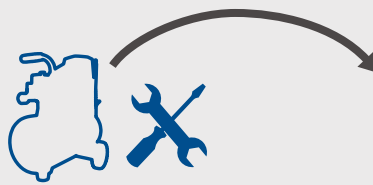
Air blow gun



It is ideal for light-duty work such as nailing, stapling, air blowing and tyre inflation.



Due to the low-maintenance machine characteristics, up to 80% longer running time is achieved.




80%
LONGER
RUNNING
TIME

Low-maintenance

The tank pressure can be seen on the pressure gauge at all times.



ergonomic transport handle



The quick-coupling ensures fast tool replacement.



24 L COMPRESSOR

- Tank capacity 24 L
- Max. 8 bar vessel pressure
- Oil lubricated pump
- Pressure gauge and quick-release coupling for regulated working pressure
- With wheels for easy manoeuvrability
- Includes 230 ml DAB46 compressor oil



SPECIFICATIONS

Dimensions L x W x H	560 x 310 x 570 mm
Tank capacity	24 L
Operating pressure max.	8 bar
Intake capacity	220 L/min
Sound level	93 dB(A)
Motor	230 V~ / 50 Hz
Input	1500 W

LOGISTICAL DATA

Weight net / gross	21 / 22.9 kg
Packaging dimensions	580 x 250 x 580 mm
Article number	5906135901
Barcode	4046664072980
20 Container	340 pcs
40 Container	720 pcs
40 HQ Container	720 pcs



EXAMPLES OF USE SUITABLE FOR

Nailing /
stapling



Paint
spray gun



Tyre
inflation



Air blow
gun



Compressed air
ratchet



PRODUCT DETAILS

8 bar working pressure



Suction capacity 220 l/min



1 x quick-release coupling



24 L vessel size



Transportable



Low-maintenance



The compressor is ideal for efficient stapling and nailing.



It is the perfect compressor for modest demands such as tyre inflation or air-blowing.



Thanks to its wheels and the ergonomic transport handle, the HC26 is also ideal for mobile use.



The quick-coupling ensures fast tool replacement. The pressure gauge shows the tank pressure.





SPECIFICATIONS

Dimensions L x W x H	710 x 410 x 680 mm
Tank capacity	50 L
Operating pressure max.	8 bar
Intake capacity	220 L/min
Sound level	93 dB(A)
Motor	230 V~ / 50 Hz
Input	1500 W

LOGISTICAL DATA

Weight net / gross	30 / 33 kg
Packaging dimensions	760 x 325 x 655 mm
Article number	5906103901
Barcode	4046664020271
20 Container	156 pcs
40 Container	324 pcs
40 HQ Container	420 pcs

50 L COMPRESSOR

- Tank capacity of 50 litres
- Pressure gauge to regulate the working pressure
- Two quick couplings allow a rapid tool change
- Max. working pressure of 8 bar
- Travel fixture for easy transport
- Compressor oil 250 ml included



EXAMPLES OF USE

SUITABLE FOR

Nailing / stapling



Compressed air impact wrench



Paint spray gun



Tyre inflation



Compressed air ratchet



Compressed air rotary sander



Sandblasting gun



Thanks to the large compressed air reservoir, extended and productive nailing and stapling is no problem



The HC54 is suitable for many uses.



Effortless wheel replacement, thanks to powerful compressor and high air output



PRODUCT DETAILS

8 bar working pressure



Suction capacity 220 l/min



1 x quick-release coupling



50 L vessel size



Transportable



Low-maintenance



360°



VIDEO



50 L COMPRESSOR

- 412 L/min air displacement
- 8 bar maximum working pressure
- High performance 3.0 hp peak motor
- Vessel size 50 L
- The double cylinder air compressor ensures a high intake capacity
- Able to power nearly all air tools
- 2 quick-release couplings for regulated working pressure
- With wheels and handle for easy manoeuvrability
- Includes 250 ml compressor oil



ergonomic transport handle

2 pressure gauges

2 quick-release couplings

8 bar

Wheels (standard)

SPECIFICATIONS

Dimensions L x W x H	720 x 420 x 740 mm
Vessel size	50 L
Operating pressure max.	8 bar
Intake capacity	412 L/min
Sound level	97 dB(A)
Motor	230 V~ / 50 Hz
Power engine	2200 W

LOGISTICAL DATA

Weight net / gross	41 / 45.5 kg
Packaging dimensions	770 x 380 x 735 mm
Article number	5906101901
Barcode	4046664020103
20 Container	135 pcs
40 Container	270 pcs
40 HQ Container	270 pcs



EXAMPLES OF USE SUITABLE FOR

Nailing / stapling



Compressed air impact wrench



Paint spray gun



Tyre inflation



Die grinder



Compressed air ratchet



Pneumatic chisel hammer



Sandblasting gun



Thanks to the large compressed air reservoir, extended and productive nailing and stapling is no problem



Effortless wheel replacement, thanks to powerful compressor and high air output



PRODUCT DETAILS

8 bar maximum working pressure



Suction capacity 412 l/min



2 quick-release couplings



50 l vessel size



Transportable



Easy maintenance





2 pressure gauges



50 L COMPRESSOR

- Twin cylinder ensures a powerful suction capacity of 412 L/min
- Maximum working pressure of 10 bar
- Powerful 3.0 hp engine
- Vessel size of 50 litres
- Pressure gauge to regulate the working pressure
- Connection to a standard power supply of 230 V
- Two quick couplings allow a rapid tool change
- Travel fixture for easy transport
- Anti-vibration rubber feet for safe storage



ergonomic transport handle

10 bar

2 pressure gauges
2 quick-release couplings



Wheels (standard)

SPECIFICATIONS

Dimensions L x W x H	740 x 420 x 720 mm
Vessel size	50 L
Operating pressure max.	10 bar
Intake capacity	412 L/min
Sound level	97 dB(A)
Motor	230 V~
Input	2200 W

LOGISTICAL DATA

Weight net / gross	41.5 / 46 kg
Packaging dimensions	770 x 375 x 730 mm
Article number	5906102901
Barcode	4046664020110
20 Container	135 pcs
40 Container	270 pcs
40 HQ Container	270 pcs



EXAMPLES OF USE SUITABLE FOR

Nailing / stapling



Compressed air impact wrench



Paint spray gun



Tyre inflation



die grinder



Compressed air ratchet



pneumatic chisel hammer



Sandblasting gun



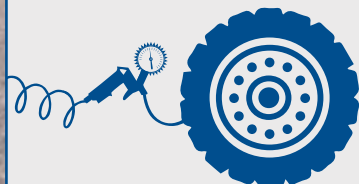
Thanks to the large compressed air reservoir, extended and productive nailing and stapling is no problem



Effortless wheel replacement, thanks to powerful compressor and high air output



For high demands like inflating lorry tyres



PRODUCT DETAILS

10 bar maximum working pressure



Suction capacity 412 l/min



2 quick-release couplings



50 l vessel size



Transportable



Easy maintenance



3 Zylinder für
maximale Luftleistung



100 L BELT DRIVE COMPRESSOR

- Powerful 550 L/min air displacement
- High-efficiency induction motor
- Max. 10 bar vessel pressure
- Powerful 3 HP (230 V~) / 4 HP (400 V) motor
- The 3 cylinder air compressor ensures a high intake capacity and quick filling of the vessel
- Pressure gauge and quick-release coupling for regulated working pressure
- 100 L vessel size
- With wheels for easy manoeuvrability
- Anti-vibration feet
- 2 quick-release couplings enable the use of two air tools simultaneously

360°



SPECIFICATIONS

Dimensions L x W x H	1025 x 475 x 840 mm	
Vessel size	100 L	
Operating pressure max.	10 bar	
Intake capacity	550 L/min	
Sound level	97 dB(A)	
Motor	230 V~ / 50 Hz	400 V / 50 Hz
engine power	2200 W	3000 W

LOGISTICAL DATA

	230 V~	400 V~
Weight net / gross	80 / 85,6 kg	
Packaging dimensions	1090 x 420 x 840 mm	
Article number	5906147901	5906147902
Barcode	4046664139423	4046664139416
20 Container	54 pcs	
40 Container	108 pcs	
40 HQ Container	162 pcs	



EXAMPLES OF USE

SUITABLE FOR

Nailing / stapling



Compressed air impact wrench



Paint spray gun



Tyre inflation



Die grinder



Compressed air ratchet



Pneumatic chisel hammer



Compressed air rotary sander



Effortless wheel replacement, thanks to powerful compressor and high air output.




PRODUCT DETAILS

10 bar maximum working pressure



Suction capacity 550 L/min



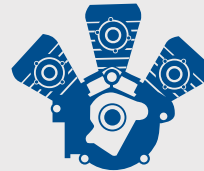
2 quick-release couplings



100 l vessel size



3 Cylinder



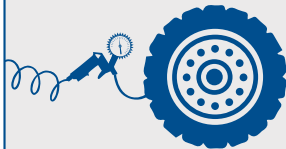
2 pressure gauges



3 cylinders for maximum air output



For high demands like inflating lorry tyres



Transportable



Easy maintenance



Wheels and a transport handle allow quick transport and mobile use.





50 L COMPRESSOR

- Large vertical 50 litre vessel
- 220 L/min intake capacity for air-intensive work
- Powerful 1.5 KW / 2 hp engine
- Suitable for a large number of compressed air tools, such as tyre inflators, blow-out pistols and many more
- Oil-free and low-maintenance compressor
- Two quick release-couplings allow rapid tool changes
- Max. working pressure of 10 bar
- Travel fixture for easy transport
- Hoop guard for increased safety

SPECIFICATIONS

Dimensions L x W x H	364 x 346 x 955 mm
Tank capacity	50 L
Operating pressure max.	10 bar
Intake capacity	220 L/min
Sound level	97 dB(A)
Motor	230 V / 50 Hz
Input	1500 W (2 HP)

LOGISTICAL DATA

Weight net / gross	23.8 / 26.5 kg
Packaging dimensions	335 x 325 x 975 mm
Article number	5906152901
Barcode	4046664154242
20 Container	294 pcs
40 Container	588 pcs
40 HQ Container	588 pcs



EXAMPLES OF USE

SUITABLE FOR

Nailing/
stapling



Compressed air
impact wrench



Paint spray gun



Tyre inflation



Compressed
air ratchet



Pneumatic
chisel hammer



Using the two quick coupling connections, several compressed air devices can be attached.



Due to the low-maintenance machine characteristics, up to **80% longer running time** is achieved.



Low-maintenance

**80%
LONGER
RUNNING
TIME**

PRODUCT DETAILS

Suitable for heavy-duty requirements- such as filling truck tyres



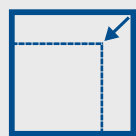
10 bar working pressure



Transportable



Space-saving



1 pressure gauge



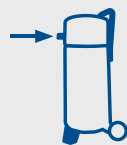
2 x quick-release couplings



50 L tank volume



Suction capacity 220 l/min



Low-maintenance



Oil-free



The HC51V covers a wide spectrum of use.



80 L COMPRESSOR

- 1600 W engine, oil-free and low-maintenance
- Vertical 80 litre vessel
- Max. working pressure of 14 bar
- **Two quick couplings** allow a rapid tool change
- Thanks to its vertical construction, it doesn't require as much space as conventional compressors
- **Travel fixture for easy transport**
- Suitable for nearly all compressed air tools, such as tyre inflators, blow-out pistols and many more

Compact design - vertical - means less space is needed



2 pressure gauges



2 quick coupling



ergonomic transport handle



Wheels (standard)

14 bar

LOGISTICAL DATA

Weight net / gross	44 / 47 kg
Packaging dimensions	445 x 550 x 1044 mm
Article number	5906151901
Barcode	4046664154235
20 Container	100 pcs
40 Container	210 pcs
40 HQ Container	250 pcs

SPECIFICATIONS

Dimensions L x W x H	426 x 516 x 983 mm
Vessel size	80 L
Operating pressure max.	14 bar
Intake capacity	330 L/min
Sound level	97 dB(A)
Motor	230 V~ / 50 Hz
Input	1600 W



EXAMPLES OF USE

SUITABLE FOR

Nailing/
stapling



Compressed air
impact wrench



Paint spray gun



Tyre
inflation



Compressed air
ratchet



Compressed air
rotary sander



Sandblasting gun



14 bar operating pressure means 75% more tank pressure. Easy inflation of lorry tyres.

Traditional manufacturers



+
75%

HC85V



Due to the low-maintenance machine characteristics, up to 80% longer running time is achieved.



Low-maintenance

80%
LONGER
RUNNING
TIME

PRODUCT DETAILS

Suitable for heavy-duty requirements - such as filling truck tyres



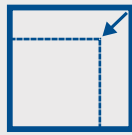
14 bar operating pressure



Transportable



Space-saving



2 pressure gauges



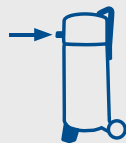
2 quick coupling



80 l vessel size



Suction capacity 330 l/min



Low-maintenance




Oil-free



Powerful 1600 W motor



Large 80 l
compressed
air tank



20 L ULTRA SILENT COMPRESSOR

- Super silent compressor with a 800 W electric motor
- Sound level of 54 dB (at 7 m)
- Up to 80% quieter than other compressors
- Tank capacity of 20 L
- Max. working pressure of 10 bar
- Oil-free and low-maintenance compressor
- A 200% lifetime compared to standard compressors
- Intake capacity of 200 L/min
- Anti-vibration rubber feet for safe storage and a silent working experience
- Easy tool change thanks to 2 pressure gauges and 1 quick coupling
- Cable and compressed air hose holder
- Compact design with 2 tanks, stable wheels and handle
- Connection to a standard power supply of 230 V



SPECIFICATIONS

Dimensions L x W x H	500 x 420 x 540 – 830 mm
Tank capacity	20 L
Max. working pressure	10 bar
Intake capacity	200 L/min
Sound pressure level	54 dB(A) (in 7 m)
Motor	230 – 240 V~ / 50 Hz
Motor power	800 W

LOGISTICAL DATA

Weight net / gross	30 / 31.5 kg
Packaging dimensions	520 x 450 x 580 mm
Article number	5906145901
Barcode	4046664134978
20 container	216 pieces
40 container	464 pieces
40 HQ container	464 pieces



EXAMPLES OF USE SUITABLE FOR

Nailing / stapling



Compressed air impact wrench



Paint spray gun



Tyre inflation



Compressed air ratchet



LOW NOISE



2 pressure gauges

dual tank

wheels
(standard)



PRODUCT DETAILS

Up to 1000 hours service life



Suitable for high demands
– inflating lorry tyres



200 L/min suction capacity
at a max. operating pressure
of 10 bar



1 x quick coupling



20 L compressed air tank



Oilfree



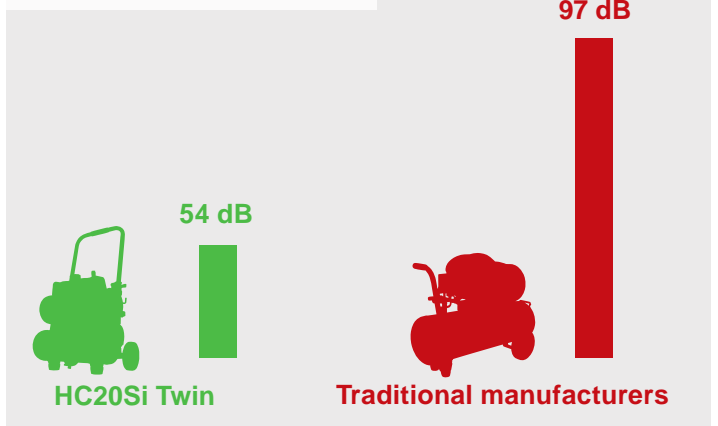
Low-maintenance



2 x pressure gauges



Extremely quiet at only 54 dB (80%
quieter than conventional compressors
with comparable power)



Compact design: Thanks to the
layout of the air pressure tanks
and dual cylinder motor, the
compressor is a true space-saving
miracle!



Trolley function with
extendable transport handle
for mobile working. Hose and cable
can be stored on the unit.





7,5 L COMPRESSOR

- Particularly compact compressor for any kind of work around the house, in the garage or workshop
- 7.5 L tank capacity
- Powerful 750 W motor
- Max. operating pressure of 8 bar
- Suction capacity of 50.4 l/min
- Space-saving design with 2 tanks – ideal for smaller workshops, garages and mobile use
- Oil-free therefore low-maintenance
- Also suitable for mobile use, thanks to its compact design
- 2 pressure gauges and pressure regulators ensure ideal control of the operating pressure
- 1 quick-coupling to allow for rapid tool replacement
- Ergonomic handle for easy transport
- Vibration-absorbing rubber feet ensure non-slip positioning and quiet, low-vibration working
- Can be connected to conventional 230 V power outlets



SPECIFICATIONS

Dimensions L x W x H	375 x 340 x 405 mm
Vessel size	7,5 L
Operating pressure max.	8 bar
Intake capacity	50,4 L/min
Sound level	97 dB
Motor	220 – 240 V~ / 50 Hz
Engine power	750 W

LOGISTICAL DATA

Weight net / gross	9,4 / 11 kg
Packaging dimensions	380 x 345 x 415 mm
Article number	5906157901
Barcode	4046664210474
20 Container	510 pcs
40 Container	1020 pcs
40 HQ Container	1224 pcs



EXAMPLES OF USE SUITABLE FOR

Tyre inflation



Air blow



Nailing / stapling



1 quick-coupling to allow for rapid tool replacement.



Particularly compact compressor for any kind of work around the house, in the garage or workshop.

PRODUCT DETAILS

50.4 l/min suction capacity at a max. operating pressure of 8 bar



1 x Quick-release coupler



7.5 l compressed air tank



Oil-free



Low-maintenance



2 x pressure gauges



Ergonomic handle for easy transport



Dual tank with a capacity of 7.5 litres



Rubberised feet ensure low-vibration working and secure positioning




Pressure gauges and regulators ensure ideal control of the operating pressure

**24 L SUPER SILENT DOUBLE CYLINDER
COMPRESSOR**

- Silent compressor with an 1100 W electric motor
- Tank capacity of 24 L with an intake capacity of 230 L/min
- Max. working pressure of 8 bar
- Oil-free and low-maintenance compressor
- An anti-vibration rubber foot for safe storage and smooth working
- 2 pressure gauges and 2 quick couplings allow a rapid tool change
- Connection to a standard power supply of 230 V
- Large wheels with a diameter of 175 mm and a handle for easy transport
- Low noise level of 60 dB(A)*

*Noise levels may vary depending on distance and location and were measured at 25% load and at a distance of 7 metres from the control panel.



SPECIFICATIONS

Dimensions L x W x H	730 x 333 x 603 mm
Tank capacity	24 L
Operating pressure max.	8 bar
Intake capacity	230 L/min
Sound level (LpA)	approx. 60 dB(A) (7m distance)
Motor	230 V- / 50 Hz
Input	1100 W

LOGISTICAL DATA

Weight net / gross	21 / 22.7 kg
Packaging dimensions	565 x 250 x 570 mm
Article number	5906140901
Barcode	4046664114314
20 Container	320 pcs
40 Container	656 pcs
40 HQ Container	736 pcs



EXAMPLES OF USE SUITABLE FOR

Nailing/
stapling



Compressed air
impact wrench



Paint spray gun



Tyre inflation



Compressed
air ratchet



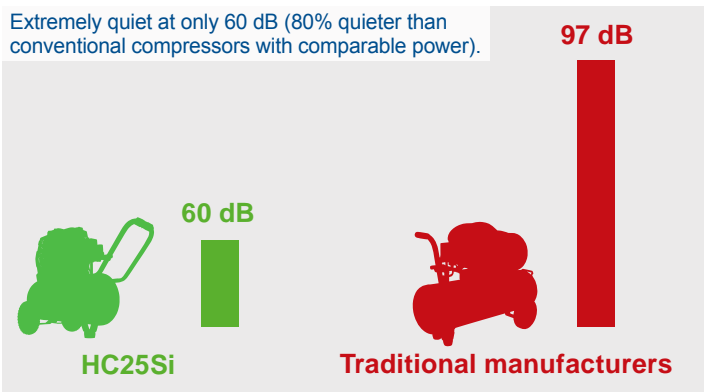
Pneumatic
chisel hammer



The compressor is easy to manoeuvre thanks to the ergonomic transport bracket.



Extremely quiet at only 60 dB (80% quieter than conventional compressors with comparable power).



PRODUCT DETAILS

8 bar maximum working pressure



Suction capacity 230 L/min



Oil-free



24 L tank volume



Transportable




Low-maintenance



**50 L SUPER SILENT DOUBLE CYLINDER
COMPRESSOR**

- Silent compressor with a 1500 W electric motor
- Tank capacity of 50 L with an intake capacity of 300 L/min
- Max. working pressure of 8 bar
- Oil-free and low-maintenance compressor
- An anti-vibration rubber foot for safe storage and smooth working
- 2 pressure gauges and 2 quick couplings allow a rapid tool change
- Connection to a standard power supply of 230 V
- Large wheels with a diameter of 175 mm and a handle for easy transport
- Low noise level of 60 dB(A)*

*Noise levels may vary depending on distance and location and were measured at 25% load and at a distance of 7 metres from the control panel.



SPECIFICATIONS

Dimensions L x W x H	880 x 390 x 675 mm
Tank capacity	50 L
Max. working pressure	8 bar
Intake capacity	300 L/min
Sound pressure level (LpA)	approx. 60 dB(A) (7m distance)
Motor	230 V~ / 50 Hz
Motor power	1500 W

LOGISTICAL DATA

Weight net / gross	29.2 / 30 kg
Packaging dimensions	740 x 330 x 650 mm
Article number	5906141901
Barcode	4046664123422
20 container	177 pcs
40 container	378 pcs
40 HQ container	440 pcs



EXAMPLES OF USE

SUITABLE FOR

Nailing/ stapling	Compressed air impact wrench	Paint spray gun	Tyre inflation	Compressed air ratchet	Compressed air rotary sander	Sandblasting gun

Thanks to its low noise emission during operation, the HC51Si is perfect for use in all types of workshop.




Due to the low-maintenance machine characteristics, up to **80% longer running time** is achieved.

Low-maintenance

80%
LONGER
RUNNING
TIME

Extremely quiet at only 60 dB (80% quieter than conventional compressors with comparable power)



PRODUCT DETAILS

8 bar maximum working pressure



Suction capacity 300 L/min



2 x quick-release couplings



50 L tank volume



Transportable



Low-maintenance



	Description	Article number	Barcode
15 metre rubber air hose	<p>For performance and safety in professional garages and workshops</p> <ul style="list-style-type: none"> • High quality rubber hose • 8 mm (5/16") bore inner core • Working pressure up to 10 bar / 145 PSI 	7906100711	4046664040132



	Description	Article number	Barcode
Oil ultra performance	<p>Longlife SAE 5W-40</p> <ul style="list-style-type: none"> • 500 ml 	3906100701	4014915073512



	Description	Article number	Barcode
Compressed air distributors (Quick coupling connections)	<p>Allows connection of several tools to a single outlet</p> <p>2-way air manifold</p> <ul style="list-style-type: none"> • Durable and lightweight aluminium construction • For longer life and smoother operation than standard couplings 	7906100722	4046664042006
	<p>4-way air manifold</p> <ul style="list-style-type: none"> • Durable and lightweight aluminium construction • For longer life and smoother operation than standard couplers 	7906100725	4046664042112



	Description	Article number	Barcode
Accessory set compressed air drill drive	<p>This compact, lightweight and reversible unit is ideal for general workshop, garage or factory use</p> <ul style="list-style-type: none"> • Easy-to-use forward / reverse switch • Compact push handle design • Working pressure is 91 PSI (6.3 bar) • Average air consumption: 141 L/min • Includes 10 x HSS drill bits, 6 x CrV bits and 1 bit holder, lubricator, oil, wrench for chuck • Transport case 	7906100714	4046664041924



	Description	Article number	Barcode
Accessory set compressed air paint spray gun	<p>Popular choice for auto refinishing and manufacturing trades</p> <ul style="list-style-type: none"> • Air consumption: 120 – 205 L/min • Working pressure: 2 – 3.5 bar • Paint container capacity is 600 ml • Nozzle continuously adjustable from round to wide jet • Includes adjustment knobs for air, liquid and spray pattern 	7906100721	4046664041993



	Description	Article number	Barcode
Accessory set compressed air chisel hammer	<p>Ideal for cutting metal sheet, removing stubborn fittings and minor demolition work</p> <ul style="list-style-type: none"> • Delivers 4500 blows per minute • Working pressure is 91 PSI (6.3 bar) • Average air consumption: 79.2 L/min • Polished metal body with protective rubber grip • This robust air hammer is supplied complete with a selection of 5 chisels • Kit includes: 5 chisels and oil • Transport case 	7906100716	4046664041948




	Description	Article number	Barcode
1/2" Air impact wrench kit	<p>Ideal for changing tyres, general assembly work and other workshop applications</p> <ul style="list-style-type: none"> • 7000 rpm helps provide high power fastening • 312 Nm working torque • Average air consumption: 141 L/min • 1-hand operation-forward / reverse switch for quick and easy switching • Kit includes: impact wrench, 10 x 1/2" sockets, extension, lubricator and oil • Transport case 	7906100717	4046664041955



	Description	Article number	Barcode
Accessory set compressed air ratchet	<p>A versatile, reversible tool ideal for automotive and workshop use</p> <ul style="list-style-type: none"> • Delivers 68 Nm of torque for fast removal of stubborn fasteners • Average air consumption: 77 L/min • Conveniently located forward and reverse switch for quick direction changes • Includes 7 x 1/2" sockets, 1 x 1/2" extension, 1 x universal joint, 1 x bit holder, 3 x bits, 1 x oil bottle • Transport case 	7906100718	4046664041962





	Description	Article number	Barcode
6" compressed air eccentric sander	<p>For grinding a wide variety of materials, whether flat or curved surfaces</p> <ul style="list-style-type: none"> • Max air pressure: 6.3 bar • 10000 rpm at top speed • Average air consumption: 93.4 L/min • Suitable for 150 mm diameter abrasive discs • Tough reinforced housing for increased durability • Contents includes: 1 x abrasive disc Ø 150 mm, 5 x abrasive discs Ø 150 mm (C: 60, 80, 100, 120, 150), 1 x oil bottle 	7906100719	4046664041979



	Description	Article number	Barcode
Compressed air sandblasting gun	<p>Excellent for removing rust or paint even in hard-to-reach areas</p> <ul style="list-style-type: none"> • Working pressure: 3 – 4 bar • Air consumption: 113 L/min • Recycling bag automatically collects used abrasive • Delivery contents: 4 x nozzles - surface, spot, outer edge and inner edge, 1 x abrasive medium 0.5 kg and 1 x collection bag 	7906100720	4046664041986



	Description	Article number	Barcode
<p>Compressed air stapler</p> 	<p>A lightweight, high-performance and easy to use compressed air nail and stapler gun, perfect for a wide range of applications</p> <ul style="list-style-type: none"> • Nailer capacity: 15 – 50 mm, 18-gauge brad nails • Staples capacity: 16 – 40 mm • Air consumption per shoot: 1.5 L • Easy-to-use – 360° adjustable exhaust port • Kit includes: 1000 x brad nails, 1000 x staples, hex wrench, safety goggles and oil • Transport case 	7906100715	4046664041931



	Description	Article number	Barcode
Assortment of staples and nails	<p>Suitable for Scheppach Air nail gun</p> <ul style="list-style-type: none"> • Nails: 2000 x 25 x 2 mm / 2000 x 40 x 2 mm • Staples: 1200 x 16 x 5.8 mm / 1200 x 16 x 5.8 mm 	7906100739	4014915231196




	Description	Article number	Barcode
Compressed air accessory set	<p>Five of the most popular compressed air tools for the home, DIY and workshop</p> <ul style="list-style-type: none"> • Spray and cleaning gun with steel container – for cleaning and degreasing tools and equipment • Tyre inflation gauge - with rubber pressure gauge in bar/psi, and air release valve • Blow gun - for cleaning and drying surfaces • 5 m coiled hose 	3906101704	4046664005568



	Description	Article number	Barcode
Compressed air accessory set	<p>Three popular accessories to suit any air compressor</p> <ul style="list-style-type: none"> • Tyre inflator – with rubber gauge protector, dual scale (bar/psi) gauge and air release valve • 5 metre air coiled hose – for easy connection • 3 inflating nozzles 	7906100724	4046664042020



	Description	Article number	Barcode
Compressed air accessory set	<p>Perfect for the do-it-yourselfer, right up to the professional. Five of the most popular workshop tools for use with DIY and hobby air compressors & nozzles</p> <ul style="list-style-type: none"> • Gravity fed spray gun – for most spray painting applications • Air wash gun with steel container – for cleaning and degreasing • Tyre inflation gauge – with rubber protector gauge in bar/psi, and air release valve • Air blow gun – for cleaning and drying • 5-metre coiled hose – for easy connection • 3 inflating nozzles 	7906100723	4046664042013



	Description	Article number	Barcode
Compressed air accessory set	<p>Universal accessory set: Blow out, fill tyres, pressure test and compressed air connection</p> <ul style="list-style-type: none"> • Tyre inflation gauge – with rubber protector gauge in bar/psi, and air release valve • Air blow gun – for cleaning and drying surfaces and equipment • 11 x different accessories (hose, nozzles, etc.) 	7906100710	4046664040125



	Description	Article number	Barcode
Tyre inflating gun with digital gauge	<p>Tyre inflation meter with digital pressure gauge and changeable pressure units</p> <ul style="list-style-type: none"> • Rubberised pressure gauge with digital display • Changeable pressure units: bar, MPa, kg/cm2, PSI • Pressure can be read easily thanks to the digital display • East to operate, convenient to handle 	7906100736	4046664073758



COMPRESSED AIR UNIVERSAL TOOL

- Thanks to the compact design, areas that are difficult to access can also be processed
- Non-tiring working thanks to the higher throughput
- 5 different tools for wide range of use
- Robust spade blade made of steel
- Practical system for quick and easy tool changes
- Anti-vibration rubber handle
- 6.3 bar operating pressure

SPECIFICATIONS

Dimensions L x W x H	820 x 360 x 75 mm
Operating pressure max.	6.3 bar
Intake capacity max.	280 L/min


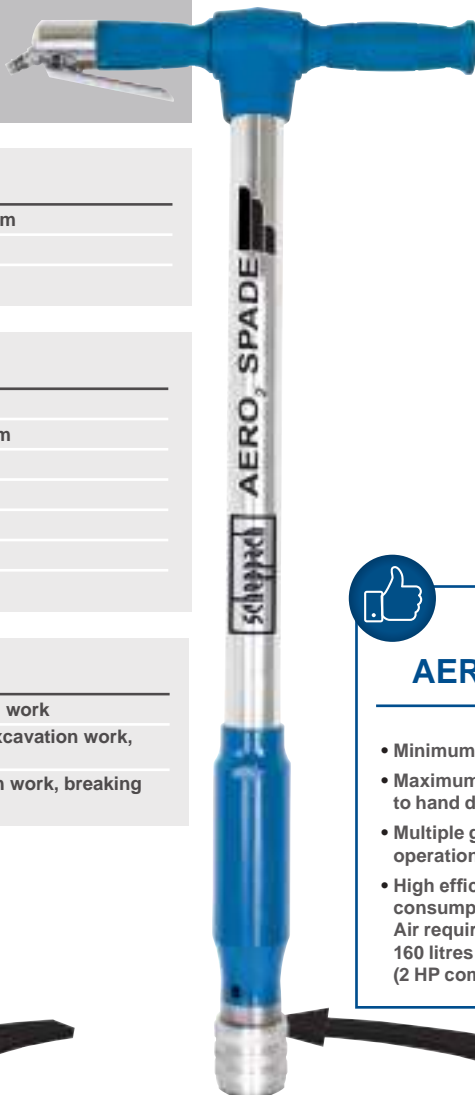
LOGISTICAL DATA

Weight net / gross	9.6 / 11 kg
Packaging dimensions	835 x 375 x 70 mm
Article number	5909601900
Barcode	4046664064299
20 Container	900 pcs
40 Container	1800 pcs
40 HQ Container	1800 pcs

COMPRESSOR RECOMMENDATIONS

24 L compressor	Minor excavation work
50 L compressor	Medium heavy excavation work, removal of roots
100 L compressor	Heavy excavation work, breaking work

Impact force 27 Joule
Stroke rate 2100 bpm



INCLUDED



Advantages AERO₂ SPADE

- Minimum worker fatigue
- Maximum output compared to hand digging
- Multiple garden and site operations
- High efficiency low consumption compressor. Air required is only 160 litres per minute (2 HP compressor)

5 IN 1

- ✓ Pointed chisel
- ✓ Flat chisel
- ✓ Wide chisel
- ✓ Scraper
- ✓ Spade

POINTED CHISEL
Is used primarily on concrete. Having a sharp tip rather than a sharp edge means that this chisel is better suited to cutting through concrete.

FLAT CHISEL (1")
A flat chisel may sometimes be used in order to outline any channels.

WIDE CHISEL (2")
Demolition tool for stripping away plaster, tiles, renders and mortar from walls.

FLAT SCRAPER BLADE
Ideal for removal of paint, printing ink, impacted soil, linoleum, adhesive compounds.

SPADE (FORGED)
Is particularly useful for severing roots and excavations or when working in areas containing services or tree roots. The spade is manufactured in forged steel.

EXAMPLES OF USE



Chisel for demolition work and for removing plaster, tiles, render and grout



Scraper for removing flooring



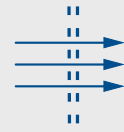
Spade for digging and earth works

PRODUKT-DETAILS

Working pressure of max. 6.3 bar




Air requirements 160 - 280 l/min



Tool receiver 18 mm



Quick-change system, no tools needed



Stroke rate of 2100 bpm



Rubberised handle for extended fatigue-free working



EXAMPLES OF USE SUITABLE FOR

Garden



Construction site



Yards



AWARDED!

selbst
ist der Mann
Das Do-it-yourself-Magazin

SELBST AUSPROBIERT

RESULT: TTTTT

Rated as "VERY GOOD"
Edition 10/2018

www.selbst.de



PLUS X AWARD

2018 achieved for:

Innovation

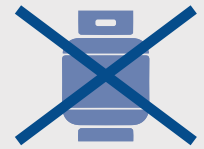
High Quality

Ease of Use

Functionality

VIDEO



NO PROTECTIVE
GAS REQUIRED

INCLUDED



SPECIFICATIONS

Dimensions L x W x H	326 x 194 x 157 mm
Flux cored wire size	0.6 – 0.9 mm
Welding current	30 – 90 A
No-load voltage	31 V
Motor	230 V~ / 50 / 60 Hz

LOGISTICAL DATA

Weight net / gross	5 / 6 kg
Packaging dimensions	396 x 246 x 217 mm
Article number	5906607901
Barcode	4046664129608
20 Container	1200 pcs
40 Container	2500 pcs
40 HQ Container	3000 pcs

OPTIONAL ACCESSORIES

AUTOMATIC WELDING SHIELD



Article number: 7906602701
Barcode: 4046664073680

AWH380

The auto darkening helmet AWH380 by scheppach is ideal for safe hand-free welding. The built-in sensor instantly detects the increase of light and sparks and automatically dims glass within milliseconds for uninterrupted operation.

90 A CORED-WIRE WELDING MACHINE

- 230 V cored wire welding machine up to 90 A
- Works without inert gas
- For cored wire 0.6 – 0.9 mm
- Hose assembly 2 m
- Including 3 coils of welding wire, welding mask and slag hammer with wire brush



EXAMPLES OF USE SUITABLE FOR

Steel
(steel construction)



Stainless steel
(balcony railing)



Galvanised metal
(garden gate)



Cast material
(Grey cast iron manifold car part)



PRODUCT DETAILS

Welding current 30 – 90 A

45 / 90
A

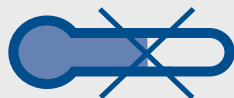
Flux cored wire size
0,6 – 0,9 mm



Hose length 2000 mm



Overheating protection



Lightweight



Transportable



The steplessly adjustable power ensures maximum flexibility when welding different materials.



4in1

- ✓ Electrode welding (MMA)
- ✓ Cored wire welding
- ✓ MIG welding
- ✓ TIG welding



INCLUDED



Peak current of 200 A

Continuously adjustable current with digital display

SPECIFICATIONS

Dimensions L x W x H	430 x 201 x 275 mm
Appropriate electrodes	1.6 - 4 mm
Operating current MIG	30 - 160 A
Operating current MMA	10 - 140 A
Operating current LIFT TIG	10 - 200 A
No-load voltage	87 V (MIG and MMA) 13 V (LIFT TIG)
Mains voltage	230 V~ / 50 Hz

LOGISTICAL DATA

Weight net / gross	6.4 / 9 kg
Packaging dimensions	505 x 280 x 335 mm
Article number	5906609901
Barcode	4046664137535
20 Container	450 pcs
40 Container	980 pcs
40 HQ Container	1120 pcs

200 A DIGITAL MULTI WELDING MACHINE

- 230 V welding machine for cored wire, MIG (160 A), MMA (140 A) and LIFT TIG (200 A) welding processes
- For welding stainless steel, steel, iron, and aluminium
- Peak current of 200 A
- Continuously adjustable current with digital display for welding current (A) and voltage (V)
- Including cored wire automatic feed
- MIG burner with 2.5 m hose assembly (TIG hose assembly optionally available)
- Including two welding nozzles 0.6 mm and two 0.8 mm, 5 MMA welding electrodes, 2 x 0.2 kg cored wire spools, welding mask and slag hammer with wire brush



EXAMPLES OF USE

SUITABLE FOR

Steel
(steel construction)



Stainless steel
(balcony railing)



Galvanised metal
(garden gate)



Cast material
(Grey cast iron manifold car part)



Thermal sensor
with control light

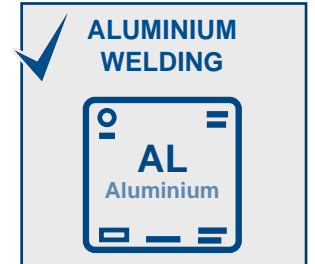
Transport handle

Continuous adjustment of
the wire feeder and current

Continuous welding
current adjustment



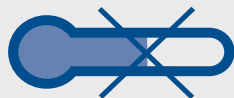
Housing slots
for ideal cooling



PRODUCT DETAILS



Overheating protection



Lightweight



Transportable



Easy replacement of flux-cored coil

OPTIONAL ACCESSORIES

ACCESSORY SET PLC40

- 5x Nozzle
- 5x Electrode
- 2x Ceramic cap
- 2x Diffuser

Article number: 7906600706
Barcode: 4014915223887

OPTIONAL ACCESSORIES

ROLLER-HOLDER FOR
PLASMA CUTTER

Article number: 7906600724
Barcode: 4014915232483



Low weight –
ideal for mobile use

INCLUDED



PLASMA CUTTER

- Powerful compact device with robust housing and carrying handle
- Electronically regulated, smooth and even plasma jet
- For precise and clean through-cutting operations up to a material thickness of 12 mm
- Suitable for straight and circular cutting of sheet steel, stainless steel, aluminium, copper, brass and iron
- Freely adjustable cutting current (from 15 to 40 A)
- High-quality 2.5 m cutting cable with exchangeable torch attachments
- 2 m grounding cable with a strong clamp
- Compressed air hose with quick connecting system
- Compatible with industry-standard compressors
- Including 3 nozzles, 3 electrodes (1 pre-assembled each) and compressed air hose with quick connecting system

SPECIFICATIONS

Dimensions L x W x H	375 x 169 x 250 mm
Cutting current	15 – 40 A
Mains connection	230 V~ / 50 Hz
Cutting performance (depending on material)	Copper 1 – 4 mm Stainless steel 1 – 8 mm Aluminium 1 – 8 mm Iron 1 – 10 mm Steel 1 – 12 mm
Working pressure	4 – 4.5 bar

LOGISTICAL DATA

Weight net / gross	6 / 7.4 kg
Packaging dimensions	435 x 272 x 305 mm
Article number	5906605901
Barcode	4046664095446
20 container	600 pcs
40 container	1200 pcs
40 HQ container	1400 pcs



EXAMPLES OF USE SUITABLE FOR

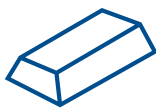
Sheet
(sheet steel)



Stainless steel
(balcony railing)



Iron



Aluminium



Copper



Brass
(tap)



PRODUCT DETAILS

Separation cuts
up to 12 mm



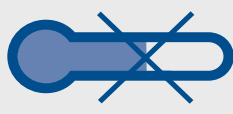
Compatible with
conventional compressors



No gas required



Overheating protection



Lightweight

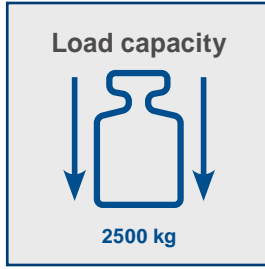


Transportable



2500 KG PALLET TRUCK

- Drawbar made of **extra-robust steel** with 3-way function lever
- **Coated wheels** for an extra-smooth running
- **Extra-fine lifting adjustment** thanks to precise hydraulics
- Reliable, maintenance-free hydraulic controller
- **Robust industrial steel design**
- Capable of transporting up to 2500 kg



Ergonomic handle

3-way function lever

Robust industrial steel design

Precise hydraulics

205° turning angle to ensure easy manoeuvring of pallets.



360°

schoppe
Germany

LOGISTICAL DATA

Weight net / gross	62 / 62.5 kg
Article number	5912701900
Barcode	4046664083085
20 Container	180 pcs
40 Container	360 pcs
40 HQ Container	360 pcs

SPECIFICATIONS

Dimensions L x W x H	1550 x 550 x 1200 mm
Load capacity	2500 kg
Fork length	1150 mm
Load rollers Ø	80 mm
Swivel wheels Ø	180 mm



EXAMPLES OF USE

Yard



Workshop



Construction site



Easy operation of the pallet truck, thanks to three-way functional lever. The handle is ergonomic and ensures fatigue-free working.



PRODUCT DETAILS

Load capacity



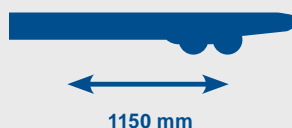
2500 kg

Lift




105 mm

Fork length



1150 mm

Individual fork width

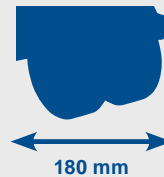


160 mm


Robust



Swivel wheels Ø



180 mm



Precise hydraulics
Maintenance-free system



Lift
maximal 105 mm

95-PCS TOOL KIT

- Stable and compact tool kit
- 95 tool pieces stowed securely and to hand
- High power transmission
- Nuts or Allen screws can be loosened easily
- Nuts or Allen screws will not be over-tightened
- Easy to work in locations that are difficult to access thanks to extensions and a hinged attachment

PRODUCT DETAILS

Light & compact



6 kg

Transportable



95 piece tool set



Chrome-vanadium steel

Cr-V

95 pieces

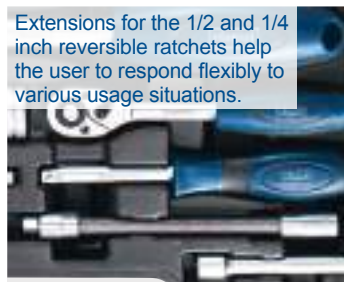
95 high quality tool pieces



Plastic box

Tools made of chrome vanadium

Extensions for the 1/2 and 1/4 inch reversible ratchets help the user to respond flexibly to various usage situations.



Spark plug inserts with rubber inlay allow safe disassembly.



LOGISTICAL DATA

Weight net / gross	4 / 6.5 kg
Packaging dimensions	382 x 80 x 279 mm
Article number	5909308900
Barcode	4046664123798
20 Container	2565 pcs
40 Container	3207 pcs
40 HQ Container	3207 pcs

SPECIFICATIONS

Dimensions L x W x H	373 x 70 x 272 mm
Tool set	95 pcs
Feature	Various tools made of chrome vanadium
Usage	Indoors and outdoors



MOBILE WERKSTATT SUITABLE FOR

House



Construction site



Vehicle



Garden



Camping



ONE CASE CONTAINING EVERYTHING YOU NEED



- 13x** 1/4" hexagonal socket wrenches 4 mm – 14 mm
- 1x** 1/4" universal joint
- 1x** 1/4" reversible ratchet
- 2x** 1/4" extensions 2" and 4"
- 1x** 1/4" adaptable extension 6"
- 1x** 1/4" screwdriver
- 1x** 1/4" sliding adapter
- 8x** 1/4" deep sockets 6 mm – 13 mm
- 17x** 1/4" bit inserts
- 1x** 1/4" bit holder

- 18x** 1/2" hexagonal socket wrenches 10 mm – 32 mm
- 1x** 1/2" universal joint
- 1x** 1/2" reversible ratchet
- 1x** 1/2" extension 5"
- 1x** 1/2" sliding adapter
- 4x** 1/2" deep sockets 14 mm – 19 mm
- 1x** 1/2" bit holder
- 2x** 1/2" spark plug inserts 16 mm + 21 mm
- 4x** Allen keys
- 15x** Bits
- 1x** Transport case

- Durable thanks to high-quality materials
- Mobile and easy to handle thanks to transport case

Everything within easy reach and neatly laid out



97-PCS TOOL KIT

- Practical and comprehensive **97-piece tool kit** in a robust plastic case – ideal for the household, construction site, automotive or workshop
- Also suitable for areas that are difficult to access, thanks to different sizes and attachments
- Thanks to the rubberised **handle with Soft Grip**, the tools are comfortable to use and allow ergonomic working
- Bit inserts, screwdrivers, hexagonal socket wrenches, extension, reversible ratchet, spark plug insert, socket adapter **made of premium-quality chrome-vanadium steel**
- Practical combination options of the different tools enable particularly high transmission of force, allowing a range of uses
- Neatly organised and well arranged tools
- Easy transport and practical storage of tools in a well organised and robust plastic case
- **Compact and lightweight tool kit** – suitable for mobile use at only 5.3 kg
- **Comprehensive contents** – ideal for different requirements and uses: 9 hexagonal socket wrenches 3/8" 10 – 19 mm / reversible ratchet 3/8" / extension 3" / spark plug insert 21 mm / socket adapter 3/8" to 1/4" / 8 hexagonal socket wrenches 1/4" 5 – 12 mm / 1/4" screwdriver / 20 bit inserts 1/4" / 2 socket adapters 1/4" / precision hexagon socket spanner / 10 precision bit inserts / hammer / tape measure / Allen key set / cutter knife / 10 cutter knife spare blades / hand saw / 3 hand saw spare blades / precision spirit level / 7 combination wrenches 6 – 19 mm / water pump pliers / wire cutter / universal pliers / needle-nosed pliers / voltage tester / 3 screwdrivers PH1x100, PH2x100, SL6x100 / transport case

PRODUCT DETAILS

Light & compact




5.3 kg

Transportable



97 piece tool set



Chrome-vanadium steel

Cr-V

Using the precision bit inserts and the precision screwdriver, even particularly delicate screw fixing can be carried out.



97
pieces

Tools with
rubberised handle

High-quality
finish

Tools made of
chrome-vanadium steel

97 high-quality
tools

Neatly laid out for
easy access

LOGISTICAL DATA

Weight net / gross	5,3 / 5,4 kg
Packaging dimensions	524 x 320 x 80 mm
Article number	5909313900
Barcode	4046664214823
20 Container	2488 pcs
40 Container	5085 pcs
40 HQ Container	5085 pcs

SPECIFICATIONS

Dimensions L x W x H	425 x 330 x 80 mm
Tool set	97 pcs
Feature	Tools made of chrome-vanadium: Precision bit inserts, bit insert 1/4", screwdriver, hexagon socket wrenches 1/4" and 3/8", extension 3", reversible ratchet 3/8", spark plug insert 21 mm, socket adapter 3/8" to 1/4"
Usage	indoors and outdoors



MOBILE WORKSHOP SUITABLE FOR

House



Construction site



Vehicle



Garden



Camping



ONE CASE CONTAINING EVERYTHING YOU NEED



- 1x** screwdrivers 1/4"
- 1x** precision hexagonal socket wrench
- 10x** spare blades for cutter knife
- 1x** hand saw
- 3x** spare saw blades for hand saw
- 1x** precision spirit level (225 mm)
- 1x** wire cutter
- 1x** universal pliers
- 1x** needle-nosed pliers
- 1x** voltage tester
- 3x** screwdrivers (PH1x100, PH2x100, SL6x100)
- 1x** transport case

- 9x** 3/8" hexagonal socket wrenches 10 - 19 mm
- 1x** 3/8" precision hexago
- 1x** 3/8" extension 3"
- 1x** 3/8" spark plug inserts 21 mm
- 1x** socket adapter 3/8" on 1/4"
- 8x** hexagonal socket wrenches 5 - 12 mm
- 20x** 1/4" bit inserts
- 2x** 1/4" socket adapter
- 10x** precision bit inserts
- 1x** hammer 300g
- 1x** tape measure 5 m
- 8x** Allen keys (1.5, 2, 2.5, 3, 4, 5, 5.5, 6 mm)
- 1x** cutter knife
- 7x** combination wrenches 6 - 19 mm
- 1x** water pump pliers

97
pieces

Practical handle for
easy transport

Compact and lightweight tool
kit at only 5.3 kg

Plastic case



102-PCS TOOL KIT

- Robust and compact metal case of approx. 46 x 15 x 32 cm
- 102 piece tool set for household use
- Well organised and neatly arranged tools
- Includes, for example, 1 reversible ratchet with various attachments, 1 each of water pump pliers, universal pliers, wire cutter, cutter knife, hammer, hand saw, general-purpose cutter, voltage tester, tape measure and several combination wrenches, screwdriver, Allen key set as well as bits of different sizes



102 high quality tool pieces

Tools made of chrome vanadium

Aluminium case



PRODUCT DATA

Dimensions L x W x H	460 x 151 x 320 mm
Tool set	102 pcs
Made of chrome vanadium	Combination wrenches, bit box, Allen key set, extensions, universal joints, reversible ratchet, socket adapter
Feature	Bit box inside the case
Usage	Indoors and outdoors

LOGISTICAL DATA

Weight net / gross	8.5 / 9 kg
Packaging dimensions	480 x 180 x 370 mm
Article number	5909306900
Barcode	4046664107477
20 Container	864 pcs
40 Container	1757 pcs
40 HQ Container	2048 pcs



MOBILE WORKSHOP SUITABLE FOR

House



Construction site



Vehicle



Garden



Camping



PRODUCT DETAILS

Light & compact




8,5 kg

Lockable case



102 piece tool set



Chrome vanadium steel



Sturdy design, robust aluminium case Reinforced corners on the case prevent damage to the housing.



Rubberised handle

Reinforced corners

ONE CASE CONTAINING EVERYTHING YOU NEED



- 1x general-purpose cutter
- 1x water pump pliers
- 1x 3/8" reversible ratchet
- 1x wire cutter
- 1x universal pliers
- 1x 1/4" universal joint
- 2x 1/4" extensions, 3" and 6"
- 1x 3/8" universal joint
- 2x 3/8" extensions, 3" and 6"
- 1x 1/4" bit adapter
- 1x 3/8" socket adapter
3/8" on 1/4"
- 8x 1/4" hexagonal sockets,
4 mm - 9 mm
- 9x 3/8" hexagonal sockets,
10 mm - 19 mm
- 5x 3/8" bit inserts

- 1x tape measure, 5 m
- 1x hammer, 200g
- 1x cutter knife
- 5x spare blades for cutter knife
- 1x hand saw
- 3x spare saw blades for hand saw
- 7x Allen keys
(1.5, 2, 2.5, 3, 4, 5, 6 mm)
- 1x 3/8" bit holder
- 28pcs bit box

- 8x combination wrenches
8 mm - 19 mm
- 6x 3/8" screwdrivers
PH2x100, PH1x80,
PZ2x100, PZ1x80,
0,8x4x80, 1,0x5,5x100,
PH0x50,0,4x2,0x50
- 1x 1/4" screwdrivers
- 2x precision screwdrivers
- 1x voltage tester
- 1x transport case



102
PCS

135-PCS TOOL KIT

- Practical and comprehensive **135-piece tool kit** – ideal for the household, construction site, automotive, workshop or for camping
- **Tools made of premium-quality chrome-vanadium steel**
- Easy transport and practical storage of tools in a robust and lockable ABS plastic case with reinforced corners
- Neatly organised and well arranged tools
- Practical combination options of the different tools enable particularly high transmission of force, allowing a range of uses.
- **Compact and lightweight tool kit** – at only 6 kg also suitable for mobile use
- **Comprehensive contents** – ideal for different requirements and uses:
 14 hexagon socket wrenches 8 – 21 mm / universal joint 3/8" / reversible ratchet 3/8" / extension 3" / sliding adapter 3/8" / 2 spark plug inserts 16 & 21 mm / socket adapter 3/8" / 6 E-profile socket wrenches E10 – E18 / socket adapter 3/8" to 1/4" / 13 hexagon socket wrenches 4 mm – 14 mm / screwdriver 1/4" / bit holder 1/4" / socket adapter 1/4" / 3 magnetic bit holders 60 mm, 80 mm, 120 mm / 5 E-profile socket wrenches E4 – E8 / 67 bit inserts / 7 combination wrenches 8 mm – 15 mm / 8-piece Allen key set / transport case

Practical combination options enable particularly high transmission of force, allowing a range of uses.



**135
PCS**

135 high quality tool pieces

Lockable ABS plastic case



Reinforced corners

PRODUCT DATA

Dimensions L x W x H	405 x 310 x 100 mm
Tool set	135 pcs
Made of chrome vanadium	Magnetic bit holder 60 mm, 80 mm, 120 mm, combination wrench, Allen key set, socket adapter, hexagon socket wrenches, E-profile socket wrenches, screwdriver, sliding adapter, universal joint, reversible ratchet
Feature	Bit box inside the case
Usage	Indoors and outdoors

LOGISTICAL DATA

Weight net / gross	6 / 6,22 kg
Packaging dimensions	405 x 310 x 100 mm
Article number	5909311900
Barcode	4046664213697
20 Container	1725 pcs
40 Container	3411 pcs
40 HQ Container	3801 pcs



MOBILE WORKSHOP SUITABLE FOR

House



Construction site



Vehicle



Garden



Camping



PRODUCT DETAILS

Light & compact




6 kg

Lockable case



135 piece tool set



Chrome vanadium steel

Cr-V

Easy transport and practical storage of tools in a robust and lockable ABS plastic case with reinforced corners



Reinforced corners

ONE CASE CONTAINING EVERYTHING YOU NEED



Ideal for mobile use at a weight of only 6 kg.

- 3x** magnetic bit holders 60 mm, 80 mm, 120 mm
- 7x** combination wrenches 8 mm – 15 mm
- 67x** bit inserts
- 8x** Allen keys (1.5, 2, 2.5, 4, 5, 6, 8 mm)
- 1x** 3/8" socket adapter
- 1x** 1/4" socket adapter
- 1x** transport case
- 14x** 3/8" hexagonal socket wrenches 8 - 21 mm
- 1x** 3/8" universal joint
- 1x** 3/8" reversible ratchet extension 3"
- 1x** 3/8" sliding adapter
- 2x** 3/8" spark plug inserts 16 + 21 mm
- 6x** E-profile socket wrenches E10-E18
- 1x** socket adapter 3/8" to 1/4"
- 13x** 1/4" hexagonal socket wrenches 4 - 14 mm
- 1x** 1/4" screwdriver
- 1x** 1/4" bit holder
- 5x** 1/4" E-profile socket wrenches E4-E8

**135
PCS**



141-PCS TOOL KIT

- Practical and comprehensive **141-part tool set** – ideal for the household, construction site, automotive, workshop or for camping
- Tools made of premium-quality **chrome-vanadium steel**
- Robust, lockable aluminium case with reinforced corners
- **Thanks to the rubberised handle**, the tools are comfortable to use and allow ergonomic working
- Neatly organised and well arranged tools
- **Compact and lightweight tool kit** – at only 9.5 kg also suitable for mobile use
- Comprehensive contents – ideal for different requirements and uses:
7x combination wrenches / 4x screwdrivers / 2x screwdrivers, insulated / 2x screwdrivers, short / 4x precision screwdrivers / 1x voltage tester / hammer steel ruler/ engineer's file / precision spirit level / telescopic magnetic lifting device / pair of water pump pliers / wire cutter / pair of universal pliers / tape measure / 5x carpenter's pencils / LED-torch / 4x clamps / adjustable wrench cutter knife / 10x spare cutter knife blades / metal hacksaw / 3x spare hacksaw saw blades / 9x Allen keys / folding ruler / transport case/ 11x 1/2" hexagonal socket wrenches / 1/2" universal joint / 1/2" reversible ratchet / 1/2" sliding adapter / 1/2" extension 5" / 2x spark plug inserts 16 & 21 mm / 40x bit inserts 1/4" 11x 1/4" hexagonal socket wrenches / 1/2" universal joint / 1/4" reversible ratchet / 1/4" sliding adapter / 2x extensions 2" & 4" / 1/4" bit adapter 1/4" screwdriver

PRODUCT DETAILS

Light & compact



9,5 kg

Lockable case



141 piece tool set



Chrome vanadium steel



Tools made of chrome vanadium



Reinforced corners

PRODUCT DATA

Dimensions L x W x H	450 x 150 x 375 mm
Tool set	141 pcs
Made of chrome vanadium	bit inserts, screwdrivers, screwdrivers, insulated, screwdrivers, short, precision screwdrivers
Feature	Bit box inside the case
Usage	Indoors and outdoors

LOGISTICAL DATA

Weight net / gross	9.5 / 9.6 kg
Packaging dimensions	480 x 180 x 370 mm
Article number	5909310900
Barcode	4046664212133
40 HQ Container	2200 pcs



MOBILE WORKSHOP SUITABLE FOR

House



Construction site



Vehicle



Garden



Camping



ONE CASE CONTAINING EVERYTHING YOU NEED



- | | | |
|---|---|---|
| <ul style="list-style-type: none"> 3x spare hacksaw saw blades 1x adjustable wrench 8" 200 mm 9x Allen keys (1.5, 2, 2.5, 3, 4, 5, 6, 8, 10 mm) 1x folding ruler (1m) 1x steel ruler (300 mm) 1x engineer's file (200 mm) 1x precision spirit level (250 mm) 10x spare cutter knife blades 7x combination wrenches 8 mm – 17 mm 1x transport case | <ul style="list-style-type: none"> 1x telescopic magnetic lifting device (600 mm) 1x voltage tester 4x precision screwdrivers PH00, PH0, SL2.5, SL3.0 2x screwdrivers, insulated PH1x80, SL3x75 2x screwdrivers, short SL6x38, PH2x38 4x screwdrivers PH1x75, PH2x100, SL3x75, SL6x100 1x 1/4" screwdriver 1x 1/4" bit adapter 4x clamps 2 x 75mm, 2 x 120 mm | <ul style="list-style-type: none"> 11x 1/2" hexagonal socket wrenches 11 mm - 24 mm, 11x 1/4" hexagonal socket wrenches 4 mm - 12 mm, 2x 1/2" spark plug inserts 16 mm + 21 mm 1x hammer (300g) 1x 1/2" universal joint 1x 1/2" reversible ratchet 1x 1/4" reversible ratchet 2x 1/4" extensions 2" and 4" 1x 1/2" sliding adapter 1x 1/4" sliding adapter 1x tape measure (5 m) 1x 1/4" universal joint 1x 1/2" extension 5" 40x bit inserts 1/4" 1x LED-torch (without battery) |
|---|---|---|

Sturdy design, robust aluminium case



- 1x** wire cutter
- 1x** pair of universal pliers
- 1x** pair of water pump pliers
- 1x** cutter knife
- 1x** metal hacksaw
- 5x** carpenter's pencils



Reinforced corners on the case prevent damage to the housing

**141
PCS**

217-PCS TOOL KIT

- Stable and compact tool kit
- 217 high quality tool pieces made of CrV steel and tool steel
- All pieces stowed securely and to hand
- High power transmission and therefore, nuts or Allen screws can be loosened easily
- No over-tightening
- Can also be used in locations that are difficult to access thanks to various sizes and attachments

PRODUCT DETAILS

Light & compact




10 kg

Transportable



217 piece tool set



Chrome vanadium steel

Cr-V

**217
PCS**



Rubberised handle

217 high-quality tools made of chrome-vanadium steel and tool steel

LOGISTICAL DATA

Weight net / gross	10 / 10.3 kg
Packaging dimensions	452.5 x 344 x 96 mm
Article number	5909307900
Barcode	4046664120155
20 Container	1454 pcs
40 Container	1818 pcs
40 HQ Container	1818 pcs

SPECIFICATIONS

Dimensions L x W x H	446 x 342 x 96 mm
Tool set	217 pcs
Feature	Various tools made of chrome vanadium
Usage	Indoors and outdoors



MOBILE WORKSHOP SUITABLE FOR

House



Construction site



Vehicle




Garden



Camping



ONE CASE CONTAINING EVERYTHING YOU NEED



14x 1/4" hexagonal socket wrenches 3.5 mm – 14 mm

5x 1/4" hexagonal socket wrenches E4 – E8

1x 1/4" universal joint

1x 1/4" reversible ratchet

2x 1/4" extensions 2" and 4"

1x 1/4" screwdriver

1x 1/4" sliding adapter

7x 1/4" deep sockets 4 mm – 10 mm

30x 1/4" bit inserts

1x 1/4" bit holder

10x 3/8" hexagonal socket wrenches 10 mm – 19 mm

6x 3/8" E-profile socket wrenches E10 – E18

1x 3/8" universal joint

1x 3/8" reversible ratchet

1x 5" extension

6x 3/8" deep sockets 10 mm – 15 mm

1x 3/8" bit adapter

1x 3/8" spark plug inserts 18 mm

15x 1/2" hexagonal socket wrenches 10 mm – 32 mm

3x 1/2" E-profile socket wrenches E20 – E24

1x 1/2" universal joint

1x 1/2" reversible ratchet

2x 1/2" extensions 5" and 10"

5x 1/2" deep sockets 16 mm – 22 mm

2x 1/2" bit inserts

1x 1/2" bit adapter

2x 1/2" spark plug inserts 16 mm – 21 mm

7x Allen keys

74x Bits

12x Combination wrenches 8 mm – 19 mm

1x Screwdriver handle with magnetic bit holder

1x Transport case

- Durable thanks to high-quality materials
- Mobile and easy to handle thanks to transport case

Ideal for areas that are difficult to access, thanks to different sizes and mountings



Everything within easy reach and neatly laid out

Practical combination options enable particularly high transmission of force, allowing a range of uses.



233-PCS TOOL KIT

- Practical and comprehensive **233-piece tool kit** – ideal for the household, construction site, automotive, workshop or for camping
- **Tools made of premium-quality chrome-vanadium steel**
- Easy transport and practical storage of tools in a robust and lockable ABS plastic case with reinforced corners
- Neatly organised and well arranged tools
- Practical combination options of the different tools enable particularly high transmission of force, allowing a range of uses.
- **Compact and lightweight tool kit** – at only 8.75 kg also suitable for mobile use
- **Comprehensive contents** – ideal for different requirements and uses:
11x hexagon socket wrenches 1/2" 15 – 32 mm / universal joint 1/2" / reversible ratchet 1/2" / extension 5" / extension 10" / sliding adapter 1/2" / 2x spark plug inserts 16 & 21 mm / socket adapter 1/2" to 1/4" / 3x E-profile socket wrenches 1/2" E20, E22, E24 / socket adapter 1/2" to 3/8" / 6x E-profile socket wrenches 3/8" E10 – E18 / 13x hexagon socket wrenches 1/4" 4 – 14 mm / universal joint 1/4" / reversible ratchet 1/4" / extension 2" / extension 4" / sliding adapter 1/4" / screwdriver 1/4" / bit holder 1/4" / 9x socket adapter 1/4" 5, 6, 7, 8, 9, 10, 11, 12, 13 / 3x magnetic bit holders 60 mm, 80 mm, 120 mm / 5x E-profile socket wrenches 1/4" E4 – E8 / 90x bit inserts 25 mm / 29x bit inserts 30 mm / 30pcs bit box / 9x combination wrenches 8 – 19 mm / 8-piece Allen key set / transport case



233
PCS

233 high quality
tool pieces

Lockable ABS
plastic case

Reinforced corners

LOGISTICAL DATA

Weight net / gross	8.75 / 9 kg
Packaging dimensions	437 x 347 x 107 mm
Article number	5909320900
Barcode	4014915236962
20 Container	1590 Stück
40 Container	2210 Stück
40 HQ Container	2210 Stück

PRODUCT DATA

Dimensions L x W x H	432 x 347 x 102 mm
Tool set	233 tlg.
Made of chrome vanadium	combination wrench, Allen key set, socket adapter, hexagon socket wrenches, E-profile socket wrenches, screwdriver, sliding adapter, universal joint, reversible ratchet
Feature	Bit box inside the case
Usage	Indoors and outdoors



MOBILE WORKSHOP SUITABLE FOR

House



Construction site



Vehicle



Garden



Camping



PRODUCT DETAILS

Light & compact




8.75 kg

Lockable case



233 piece tool set



Chrome vanadium steel

Cr-V

Easy transport and practical storage of tools in a robust and lockable ABS plastic case with reinforced corners



Reinforced corners

ONE CASE CONTAINING EVERYTHING YOU NEED



Ideal for mobile use at a weight of only 8.75 kg.

2x 3/8" spark plug inserts
16 & 21 mm

1x 1/4" universal joint

1x 1/4" extensions 2"

1x 1/4" extensions 4"

1x 1/4" sliding adapter

1x 1/4" bit holder

9x 1/4" socket adapter

3x magnetic bit holder
60 mm, 80 mm, 120 mm

90x bit inserts 25 mm

9x combination wrenches
8 mm - 19 mm

1x transport case

11x 1/2" hexagonal sockets
15 mm - 32 mm

1x 1/2" universal joint

1x 1/2" reversible ratchet

1x 1/2" extensions 5"

1x 1/2" extensions 10"

1x 1/2" sliding adapter

1x 1/2" at 1/4" socket adapter

3x 1/2" E-profile socket wrenches
E20, E22, E24

1x 1/2" socket adapter

6x 3/8" E-profile socket wrenches
E10 - E18

13x 1/4" hexagonal sockets
4 mm - 14 mm

1x 1/4" reversible ratchet

1x 1/4" screwdriver

5x 1/4" E-profile socket wrenches
E4 - E8

29x bit inserts 30 mm

30x bit box 25 mm

8x Allen keys
(1.5, 2, 2.5, 3, 4, 5, 6, 8 mm)



**233
PCS**

263-PCS WORKSHOP TROLLEY

- 7 large and easy-pull tool drawers
- Large shelf on the roller cabinet
- Punch-outs for extra tool storage
- Large and easy-moving wheels and castors, with integrated brake
- Can be loaded up to 450 kg
- Lockable
- Handle with soft grip for comfortable transport
- Includes 263-piece tool set



PRODUCT-DETAILS

Load capacity




up to 450 kg

Can be locked



263-piece tool set



Chrome-vanadium steel



Soft handles

Can be locked

2 wheels with locking function

263 high-quality tools



Compartments with ball bearing sliders



Perforations offering additional storage options

LOGISTICAL DATA

Weight net / gross	66 / 68 kg
Packaging dimensions	780 x 500 x 870 mm
Article number	5909304900
Barcode	4046664071402
40 HQ Container	207 pcs

SPECIFICATIONS

Dimensions L x W x H	770 x 460 x 970 mm
Number of drawers	7
Height of drawers	58 / 128 / 195 mm
Tool set	263 x
Payload max.	450 kg



MOBILE WORKSHOP SUITABLE FOR

House



Construction site



KFZ



ONE TROLLEY CABINET CONTAINING EVERYTHING YOU NEED




2X HAMMERS
300 g
SOFT-FACE HAMMER




12X COMBINATION WRENCHES
8 – 22 mm




6X FLAT-TIP SCREWDRIVERS
1 x voltage tester, 4 x 100,
5 x 100, 3 x 75, 6 x 150, 6 x 38,
8 x 200




4X CIRCLIP PLIERS
2 for inner rings
2 for outer rings



SET OF 3 PLIERS
1 x needle-nosed pliers
1 x wire cutter
1 x universal pliers



SET OF 6 ALLEN KEYS
T HANDLES
2 mm – 6 mm



6X PHILLIPS SCREWDRIVERS
PH1 x 100, PH2 x 150, PH3 x 200,
PH2 x 100, PH0 x 75, PH2 x 38



CRIMP SET
160 units



13X HEXAGONAL SOCKET WRENCHES
4 mm – 14 mm

REVERSIBLE RATCHET
1/4"

UNIVERSAL JOINT
1/4"

2 X EXTENSIONS
2" + 4"

SLIDING ADAPTER
1/4"

SCREWDRIVER
1/4"



17X SOCKET WRENCHES
10 mm – 32 mm

REVERSIBLE RATCHET
1/2"

UNIVERSAL JOINT
1/2"

2 X EXTENSIONS
5" + 10"

SLIDING ADAPTER
1/2"



6X INSULATED SCREWDRIVERS
SL3 x 75, PH2 x 100, PH1 x 100,
SL4 x 100, SL5,5 x 125, PH0 x 75

7X PRECISION SCREWDRIVERS
PH0, PH00, PH1, 1,5 x 50,
2 x 50, 2,5 x 50, 3 x 50


HEXAGON SPANNER SET
T9, T10, T15, T20, T25, T27, T30,
T40

**263
PCS**



71-PCS WORKSHOP TROLLEY

- 71 piece tool set included
- Large and smooth-running rollers
- Lockable to safely store the tools
- Maximum load 450 kg



Perforations offering additional storage options.



Large work area

71
PCS



Load capacity up to 450 kg

Soft handles

71-high-quality tools

Can be locked

Compartments with ball bearing sliders

2 wheels with locking function

LOGISTICAL DATA

Weight net / gross	58.5 / 62 kg
Packaging dimensions	800 x 495 x 855 mm
Article number	5909304901
Barcode	4046664094920
40 HQ Container	207 pcs

SPECIFICATIONS

Dimensions L x W x H	775 x 475 x 970 mm
Number of drawers	7
Height of drawers	58 / 128 / 195 mm
Tool Set	71 x
Payload max.	450 kg



MOBILE WORKSHOP SUITABLE FOR

House



Construction site



Kfz



PRODUCT-DETAILS

Load capacity




up to 450 kg

Can be locked



71-piece tool set



Chrome-vanadium steel



The TW1100 is the perfect workshop trolley for any application, thanks to its 71-piece tool set.



ONE TROLLEY CABINET CONTAINING EVERYTHING YOU NEED



2x HAMMERS
300 g
SOFT-FACE HAMMER



9x COMBINATION WRENCHES
6 mm – 17 mm



6x FLAT-TIP SCREWDRIVERS
1x voltage tester, 4x 100,
5x 100, 3x 75, 6x 150, 6x 38,
8x 200



SET OF 5 PLIERS
Wire cutter, universal pliers,
needle-nosed pliers, water pump
pliers, slip joint pliers



13x HEXAGONAL SOCKET WRENCHES
4 mm – 14 mm

REVERSIBLE RATCHET
1/4"

UNIVERSAL JOINT
1/4"

2 X EXTENSIONS
2" + 4"

SLIDING ADAPTER
1/4"

SCREWDRIVER
1/4"



SET OF 6 ALLEN KEYS T HANDLES
2.5 MM – 6 MM



17x HEXAGONAL SOCKET WRENCHES
10 mm – 32 mm

REVERSIBLE RATCHET
1/2"

UNIVERSAL JOINT
1/2"

2 X EXTENSIONS
5" + 10"

SLIDING ADAPTER
1/2"



WORKSHOP TROLLEY

- Compact workshop trolley for the neat storage of tools
- Numerous storage options for tools and machines
- **Can be loaded up to max. 120 kg**
- Large storage surface for machines and tools
- **4 smooth-running rollers that rotate 360 degrees – 2 with brakes**
- 4 drawers that can be pulled out on ball bearing sliders each with anti-slip mat for the neat storage of tools, **maximum load of 15 kg per drawer**
- Sturdy handle ensures easy transport
- **Practical compartment provides space for storing tools and machines, with a maximum load of 30 kg**
- **Compact dimensions** of 695 x 335 x 755 mm allow space-saving storage

**LOGISTICAL DATA**

Weight net / gross	17,7 / 20,86 kg
Packaging dimensions	680 x 390 x 770 mm
Article number	5909319900
Barcode	4046664218357
40 HQ Container	618 pcs

SPECIFICATIONS

Dimensions L x W x H	695 x 335 x 755 mm
Number of drawers	4 pcs
Dimensions base cabinet L x W x H	505 x 300 x 65 mm
Dimensions wall cabinet L x W x H	610 x 330 x 240 mm



MOBILE WORKSHOP

SUITABLE FOR

House



Construction site



KFZ



4 drawers that can be pulled out on ball bearing sliders with anti-slip mats for the neat storage of tools, with a maximum load of 15 kg per drawer.



Practical compartment provides space for storing tools and machines, with a maximum load of 30 kg.



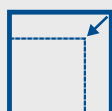
PRODUCT DETAILS

Load capacity



up to 120 kg

Space-saving





CLEANING AREA



2600 m²/h

Manual drive

Soft grip

Easy assembly

Foldable handle with quick-release fastener

Impact-resistant plastic housing

20 L on-board waste container

Large wheels

Sweeping system with 3 brushes

650 mm



SPECIFICATIONS

Dimensions L x B x H	593 x 650 x 1000 mm
Sweeping width	650 mm
Waste container	20 L
Cleaning capacity	2600 m ² /h

LOGISTICAL DATA

Weight net / gross	9 / 10.5 kg
Packaging dimensions	615 x 225 x 608 mm
Article number	5909806915
Barcode	4046664207825
20 Container	296 pcs
40 Container	616 pcs
40 HQ Container	693 pcs

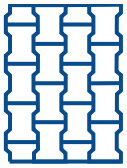
SWEeper

- Comprehensive cleaning of surfaces up to 2,600 m², thanks to 650 mm sweeping width
- Disc brushes attached on both sides for quick work progress
- Schepach 3-brush sweeping system with long-life bristles for effective cleaning
- Smooth-running wheels for effortless work
- Large 20 litre sweeping container made of impact-resistant plastic, with carrying handle for easy removal and emptying of the container
- Sweeping close to the edge, thorough sweeping of corners, kerbs and gaps
- Foldable handle with practical quick-release fastener for space-saving storage
- Manual drive
- Smooth-running soft-profile wheels and a castor that can be adjusted by 360°



EXAMPLES OF USE SUITABLE FOR

Patios



Yards



Drives



Pavement



Easy and quick emptying of the sweeper's container.



Can be stored without needing much space thanks to foldable guide bar.



Sweeping system with 3 brushes

for effective cleaning, thorough and close to the edge



PRODUCT DETAILS

Sweeping width



Cleaning area




2600 m²/h

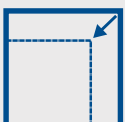
Container size



Sweeping system with 3 brushes



Can be stored without needing much space



Soft-profile wheels



205 mm

SUITABLE FOR




Foliage



Sand



Grit



Lawn cut



Integrated bracket for high-pressure hose and cable

Aluminium pump for extra-long life - durable



110 BAR

ELECTRIC HIGH-PRESSURE CLEANER

- Powerful 1400 W motor with a maximum pressure of 110 bar and 80 bar working pressure
- Quick-Connect system allows rapid replacement of the attachments
- Automatic activation and deactivation
- Handle ensures easy transport
- Comprehensive work radius, thanks to 3 m high-pressure hose
- Practical self-priming function (additional accessory required)
- Particularly fast and effective cleaning, thanks to a high flow rate of 390 L/h
- Ideal for mobile use, thanks to a weight of only 5 kg
- Integrated bracket for high-pressure hose and cable
- Includes 3 m high-pressure hose, cleaning lance with extension, water supply filter and standard nozzle



Transport handle

Robust housing

Powerful 1400 W motor

3 m high-pressure hose

INCLUDED



LOGISTICAL DATA

Weight net / gross	5 / 5.7 kg
Packaging dimensions	290 x 240 x 395 mm
Article number	5907736901
Barcode	4014915236986
20 Container	1024 pcs
40 Container	2129 pcs
40 HQ Container	2456 pcs

SPECIFICATION

Dimensions L x W x H	245 x 233 x 455 mm
Pressure max.	110 bar
Rated pressure	80 bar
Flow rate max.	390 L/h
Motor	230 V~
Engine power	1400 W



EXAMPLES OF USE SUITABLE FOR

Yard



Construction site



House



Pool



Patio



Quick-Connect system allows rapid replacement of the attachments.



Effortless cleaning of stubborn dirt, thanks to high working pressure.



Easy and convenient transport thanks to handle



PRODUCT DETAILS


80 bar rated pressure -
110 bar pressure max



3 m high-pressure hose



Quick, effective cleaning
thanks to high flow rate 390 L/h



Automatic activation and
deactivation




Self-priming function



Quick-Connect-System,
for quickly changing the
accessories



Practical click system for all conventional garden hose systems.



Integrated bracket for cleaning lance and attachments

Aluminium pump for extra-long life - durable



135 BAR

ELECTRIC HIGH-PRESSURE CLEANER

- Powerful 1600 W Motor with a maximum pressure of 135 bar and 90 bar working
- Quick-Connect system allows rapid replacement of the attachments
- Automatic activation and deactivation
- Large wheels and handle ensure easy transport
- Comprehensive work radius, thanks to 3 m high-pressure hose
- Practical self-priming function (additional accessory required)
- Particularly fast and effective cleaning, thanks to a high flow rate of 420 L/h
- Ideal for mobile use, thanks to a weight of only 7.2 kg
- Integrated bracket for high-pressure hose
- Includes 5 m high-pressure hose, surface cleaner, cleaning lance with extension, water supply filter, cleaning brush, standard as well as high-pressure nozzle and detergent container.

Large wheels and handle ensure easy transport

Storage options for hose & accessories right on the machine

Powerful 1600 W motor

INCLUDED



LOGISTICAL DATA

Weight net / gross	7.2 / 8 kg
Packaging dimensions	375 x 275 x 395 mm
Article number	5907737901
Barcode	4014915237013
20 Container	704 pcs
40 Container	1472 pcs
40 HQ Container	1666 pcs

SPECIFICATIONS

Dimensions L x W x H	245 x 233 x 642 mm
Pressure max.	135 bar
Rated pressure	90 bar
Flow rate max.	420 L/h
Motor	230 V~
Engine power	1600 W



EXAMPLES OF USE SUITABLE FOR

Yard



Construction site



House



Pool



Patio



Ideal for mobile use, thanks to large wheels and transport handle.



Effortless cleaning of stubborn dirt, thanks to high working pressure.



Quick-Connect system allows rapid replacement of the attachments.



Integrated bracket for cleaning lance and attachments

PRODUCT DETAILS


90 bar rated pressure -
135 bar pressure max



5 m high-pressure hose



Quick, effective cleaning
thanks to high flow rate 420 L/h




Automatic activation and
deactivation



Self-priming function



Quick-Connect-System,
for quickly changing the
accessories



Practical click system for all conventional garden hose systems.

**153 BAR****ELECTRIC HIGH-PRESSURE CLEANER**

- Powerful 2000 W motor generates up to 135 bar
- **Quick-Connect-System**, for quickly changing the accessories
- **8 m high-pressure hose** for a wide and convenient range of movement
- **Automatic start/stop**
- **Integrated accessory holder**
- Hose reel with a handwheel for simple and space saving storage of the high-pressure hose
- Durable thanks to high quality, reliable aluminium pump
- Large wheels for easy transport and mobile usage
- **With cleaning lance and extension as standard, variable high-pressure nozzle, turbo nozzle, cleaning needle and detergent container**

INCLUDED**LOGISTICAL DATA**

Weight net / gross	9.3 / 10.3 kg
Packaging dimensions	440 x 345 x 505 mm
Article number	5907724901
Barcode	4046664136514
20 Container	362 pcs
40 Container	730 pcs
40 HQ Container	850 pcs

SPECIFICATIONS

Dimensions L x W x H	365 x 276 x 820 mm
Pressure max.	153 bar
Rated pressure	102 bar
Flow rate max.	8 L/min
Inlet water pressure max.	4 bar
Detergent bottle	1 L
Motor	230 – 240 V~
Input	2000 W



EXAMPLES OF USE SUITABLE FOR

Yard



Construction site



House



Pool

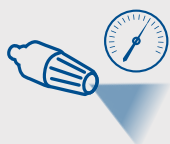


Patio



PRODUCT DETAILS


102 bar rated pressure -
153 bar pressure max.



8 m high-pressure hose




Quick, effective cleaning thanks to high
flow rate 480 l/h



Automatic activation and deactivation



Self-priming function



Quick-Connect-System, for quickly
changing the accessories



Easy and convenient
transport thanks to large
wheels and transport
handle.

The hose reel with crank
handle is perfect for easy
and space-saving storage
of the high-pressure
hose.

Integrated brackets
for nozzle attachments,
hose and cable.

Powerful 2000 W motor

Aluminium pump for
extra-long life -
durable



Large detergent tank



Warm water of up to
50 °C can be used
in the feed line.





Self-priming
function

165 BAR ELECTRIC HIGH-PRESSURE CLEANER

- Powerful 2200 W motor generates up to 165 bar
- **Quick-Connect-System**, for quickly changing the accessories
- 10 kg weight for stability
- Large wheels for an easy transport
- Large work radius with the **10 m high pressure hose**
- **On-board accessory** and hose storage
- Durable owing to reliable high-quality aluminium pump
- **Surface cleaner, cleaning lance with extension, standard and high-pressure nozzle, Kärcher adapter, cleaning brush** as well as an adapter and detergent container are supplied as standard

360°



INCLUDED



LOGISTICAL DATA

Weight net / gross	10.3 / 12.3 kg
Packaging dimensions	490 x 345 x 505 mm
Article number	5907702905
Barcode	4046664142348
20 Container	313 pcs
40 Container	649 pcs
40 HQ Container	775 pcs

SPECIFICATIONS

Dimensions L x W x H	365 x 276 x 820 mm
Pressure max.	165 bar
Rated pressure	110 bar
Flow rate max.	468 L/h
Inlet water pressure max.	4 bar
Detergent bottle	1 L
Motor	220 – 240 V~
Input	2200 W



EXAMPLES OF USE SUITABLE FOR

Yard



Construction site



House



Pool



Patio



PRODUCT DETAILS


110 bar rated pressure -
165 bar pressure max



10 m high-pressure hose




Quick, effective cleaning thanks to high
flow rate 468 l/h



Automatic activation and deactivation



Self-priming function



Quick-Connect-System, for quickly
changing the accessories



Easy and convenient transport thanks to large wheels and transport handle.

The hose reel with crank handle is perfect for easy and space-saving storage of the high-pressure hose.

Integrated brackets for nozzle attachments, hose and cable.

Powerful 2200 W motor

Aluminium pump for extra-long life - durable



Large detergent tank



Warm water of up to 50 °C can be used in the feed line.



180 BAR ELECTRIC HIGH-PRESSURE CLEANER

- Powerful 2400 W motor generates up to 180 bar
- **Quick-Connect-System**, for quickly changing the accessories
- 9.5 kg weight for a solid stand and easy transport
- Large wheels for an easy transport
- Large work radius with the 5 m high pressure hose
- Ideal for **mobile applications**
- **On-board accessory** and hose storage
- Durable owing to reliable high-quality aluminium pump
- 5 m high-pressure hose, cleaning lance with extension, nozzle attachment, standard and high-pressure nozzle, cleaning brush and rotating washing brush as well as an adapter and detergent container are supplied as standard

360°



INCLUDED

SPECIFICATIONS

Dimensions L x W x H	365 x 276 x 820 mm
Pressure max.	180 bar
Rated pressure	120 bar
Flow rate max.	408 L/h
Detergent bottle	0,56 L
Motor	230 – 240 V~
Input	2400 W

LOGISTICAL DATA

Weight net / gross	9.5 / 11.3 kg
Packaging dimensions	440 x 345 x 505 mm
Article number	5907705906
Barcode	4046664142331
20 Container	362 pcs
40 Container	730 pcs
40 HQ Container	850 pcs



EXAMPLES OF USE SUITABLE FOR

Yard



Construction site



House



Pool



Patio



PRODUCT DETAILS


120 bar rated pressure -
180 bar pressure max



5 m high-pressure hose




Quick, effective cleaning thanks to high
flow rate 408 l/h



Automatic activation and deactivation



Self-priming function



Quick-Connect-System, for quickly
changing the accessories



Easy and convenient
transport thanks to
large wheels and
transport handle.

Storage options of
hose, cable, nozzles
right on the machine

Powerful 2400 W motor

Aluminium pump for
extra-long life -
durable



Large detergent tank



560 ml

Warm water of up to
50 °C can be used
in the feed line.



180 BAR

ELECTRIC HIGH-PRESSURE CLEANER

- Powerful 2400 W motor with max. pressure of 180 bar
- **Quick Connect System** for quick exchange of the attachments
- Its weight of 11 kg guarantees stability - but also easy to transport
- Large wheels for easy transport
- **5 m high-pressure hose** for a wide and convenient range of movement
- Integrated holder for nozzle attachments and high-pressure hose
- Ideal for mobile use
- Durable thanks to high quality, reliable aluminium pump
- **With cleaning lance and extension as standard, standard and high-pressure nozzle, cleaning brush and detergent container**



Integrated holder
for nozzle
attachments

Large wheels



INCLUDED



LOGISTICAL DATA

Weight net / gross	11 / 12 kg
Packaging dimensions	440 x 345 x 505 mm
Article number	59077059942
Barcode	4046664143079
20 Container	362 pcs
40 Container	730 pcs
40 HQ Container	850 pcs

SPECIFICATIONS

Dimensions L x W x H	365 x 276 x 820 mm
Pressure max.	180 bar
Rated pressure	120 bar
Flow rate max.	480 L/h
Max. water temperature	50 °C
Detergent bottle	560 ml
Motor	230 – 240 V~
Input	2400 W



EXAMPLES OF USE SUITABLE FOR

Yard



Construction site



House



Pool



Patio



PRODUKT-DETAILS


120 bar rated pressure -
180 bar pressure max



5 m Hochdruckschlauch




Quick, effective cleaning thanks to high
flow rate 480 L/h



Automatic activation and deactivation



Self-priming function



Quick-Connect-System, for quickly
changing the accessories



Easy and convenient transport thanks to large wheels and transport handle.

Storage options of hose, cable, nozzles right on the machine

Powerful 2400 W motor



Aluminium pump for extra-long life - durable



Large detergent tank



Warm water of up to 50 °C can be used in the feed line.



180 BAR ELECTRICAL HIGH-PRESSURE CLEANER

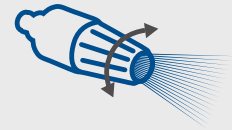
- Powerful electric high-pressure washer – ideal for the yard, garden or construction site
- Powerful 2400 W motor with a maximum pressure of 180 bar
- Easy cleaning of dirty surfaces with up to max. 480 L/h
- Ergonomic pistol handle with pressure display and child safety lock
- Quick-Connect system allows easy and rapid replacement of the attachments
- Integrated hose drum with hose guidance for convenient work and easy storage of the pressure hose
- Practical bracket for nozzle attachments right on the device
- 8 m anti-twist high-pressure hose allows particularly large working radius
- Durable, thanks to high-quality, corrosion-resistant aluminium pump
- Robust housing made of shock-resistant plastic
- Energy-saving, automatic activation and deactivation – motor starts only when the pistol handle is pressed
- High-pressure jet can be adjusted using the multi-functional high-pressure and detergent nozzle
- Suction function allows flexible use of external water sources (additional special accessories required – separately available)
- Integrated 800 ml detergent tank
- Large wheels and extendable telescopic handle ensure easy transport
- Includes adjustable nozzle element with high-pressure and detergent nozzle, turbo nozzle, rotating washing brush and integrated detergent container

PRODUCT DETAILS


Rotating washing brush



Adjustable spray nozzle



Rotating turbo nozzle



Aluminium pump for extra-long service life – durable



LOGISTICAL DATA

Weight net / gross	11 / 12 kg
Packaging dimensions	355 x 310 x 655 mm
Article number	5907735901
Barcode	4046664219767
20 Container	396 pcs
40 Container	804 pcs
40 HQ Container	936 pcs

SPECIFICATIONS

Dimensions L x W x H	360 x 345 x 580 mm
Pressure max.	180 bar
Rated pressure	120 bar
Flow rate max.	480 L/h
Water temperature max.	50 °C
Detergent tank	800 ml
Motor	230 – 240 V~
Engine power	2400 W



EXAMPLES OF USE SUITABLE FOR

Yard



Construction site



House




Pool



Patio



Easy use, thanks to pre-installed high-pressure hose



Easy removal of dirt, thanks to cleaning needle



The extendable telescopic handle ensures easy transport



High-pressure jet can be adjusted using the multi-functional high-pressure and detergent nozzle

PRODUCT DETAILS


120 bar rated pressure -
180 bar pressure max



8 m high-pressure hose



Quick, effective cleaning
thanks to high flow rate 480 L/h



Automatic activation and
deactivation



Self-priming function



Quick-Connect-System,
for quickly changing the
accessories



Click



**Practical
pressure display**

Pressure is visible
on the display.

Includes

800 ml
cleaning container

212 CC PETROL HIGH-PRESSURE CLEANER

- Powerful petrol high-pressure washer – ideal for the yard, garden or construction site
- **High-performance 5.9 HP / 4.3 kW 4-stroke petrol engine, 212 cc**
- 241 bar maximum pressure
- Easy click system allows quick replacement of the different nozzles
- Practical bracket for high-pressure hose and nozzles on the tool
- High-quality, durable stainless steel spraying lance
- **9.2 m high-pressure hose** provides a particularly large working radius
- **Pull starter**
- Ideal for mobile use
- Large wheels and handle ensure easy transport
- Tilt-proof, stable positioning, thanks to support foot
- Sturdy, torsion-resistant and powder-coated steel construction
- Includes 4 different attachments (3x high-pressure nozzle: 0° / 25° / 40°/ 1x low-pressure or cleaning nozzle), cleaning lance, nozzle cleaning needle



Steel structure

High-performance 5.9 HP / 4.3 kW 4-stroke petrol engine

Large wheels

Stainless steel spraying lance

Sturdy foot

INCLUDED



SPECIFICATIONS

Dimensions L x W x H	670 x 490 x 1000 mm
Displacement	212 cc
Motor output	4,3 kW
Motor	4-stroke, air-cooled
Rated pressure	241 bar
Pressure max.	221 bar
Flow rate max.	570 L/h
Water temperature max.	50 °C
Max. supply pressure	5 bar

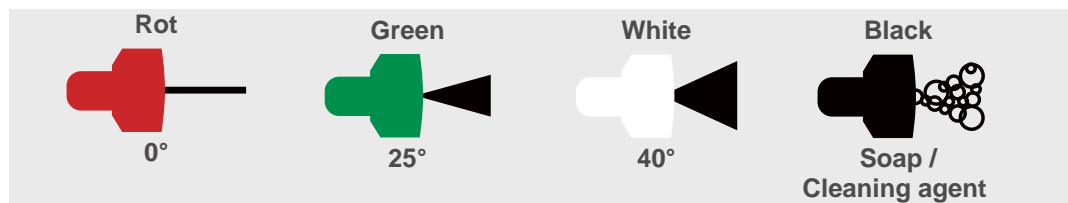
LOGISTICAL DATA

Weight net / gross	26 / 29,9 kg
Packaging dimensions	555 x 410 x 650 mm
Article number	5907742903
Barcode	xxx
20 Container	162 pcs
40 Container	339 pcs
40 HQ Container	352 pcs



EXAMPLES OF USE SUITABLE FOR

Terraces	Driveways	Facades	Garden furniture	Cars	Bicycles	Machines	Tools




PRODUCT DETAILS

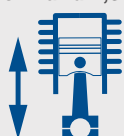
241 bar rated pressure -
221 bar pressure max



570 L/h flow rate



4-Takt-Benzinmotor
212 cm³ und 4,3 kW



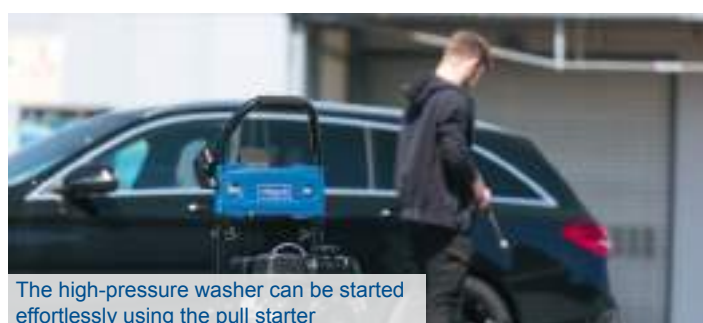

Click system for switching
nozzle attachments



9,2 m high-pressure hose



Transportable



HCE1600 / HCE2000 / HCE2200 / HCE2400 / HCE2600

	Article number	Barcode
1 Patio cleaner	5907702701	4046664067160
2 Detergent tank	5907702704	4046664067245
3 Kärcher adapter	5907702706	4046664067269
4 Drain pipe cleaner	5907702709	4046664069072
5 Spray lance	5907705006	4014915221074
6 Spray gun	5907705005	4014915221067
7 Adjustable spray nozzle	5907702012	4014915186557



HCE1600 / HCE2000 / HCE2200 / HCE2400 / HCE2600

	Article number	Barcode
8 Turbo nozzle	5907702013	4014915186564
9 Nozzle cleaning needle	5907702708	4046664067283
10 90° turbo nozzle	5907702705	4046664067252
11 Extraction hose	7907713708	4014915229346
12 Rotating washing brush	5907702703	4046664067207
13 Cleaning brush	5907702702	4046664067191

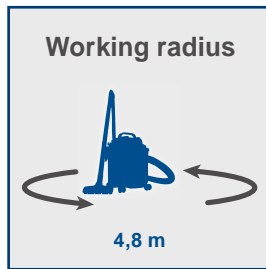
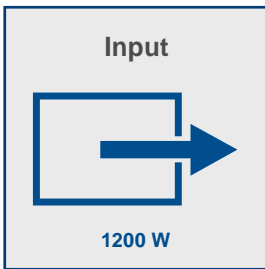


16 L WET / DRY VACUUM CLEANER

- Sturdy plastic container with a capacity of 16 litre
- Powerful 1200 W motor with 20 kPa suction capacity
- Four castors and a handle for easy transport
- Large working radius thanks to 3 m cable and 1.8 m suction hose
- 3-piece plastic tube with Ø 32 mm facilitates the space-saving storage
- Integrated cable bracket
- Blow function for blowing out areas that are awkward to access
- Including dirt collection bag and foam filter for wet vacuuming
- Including crevice nozzle and large combination nozzle for carpet and smooth floors

3IN1

- ✓ Wet vacuuming
- ✓ Dry vacuuming
- ✓ Blow-out function



1.8 m suction hose

**INCLUDED****LOGISTICAL DATA**

Weight net / gross	3.5 / 5 kg
Packaging dimensions	325 x 325 x 395 mm
Article number	5907722901
Barcode	4046664113867
20 Container	690 pcs
40 Container	1444 pcs
40 HQ Container	1616 pcs

SPECIFICATIONS

Dimensions L x W x H	320 x 340 x 405 mm
Max vacuum pressure	20 kPa
Container volume	16 L
Cable length	3 m
Hose length	1.80 m
Motor	220 – 240 V~ / 50/60 Hz
Input	1200 W



USES 3 IN 1 FUNCTION

Wet vacuuming



Dry vacuuming



Blow-out



Wood shavings



Sawdust



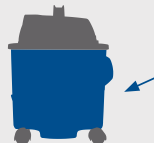
Fine dust



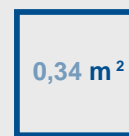
Liquids

PRODUCT DETAILS

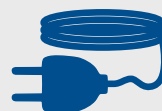
16 L container volume



Filter surface



3 m cable length



1,8 m hose length



Compact design



20 kPa vacuum capacity



Flexible hose
1,8 m



Quick release fastener
fast and convenient emptying



Including crevice nozzle and large combination nozzle
for carpet and smooth floors



3IN1

- ✓ Wet vacuuming
- ✓ Dry vacuuming
- ✓ Blow-out function

2 m suction hose

Max. 20 kPa
vacuum
capacity

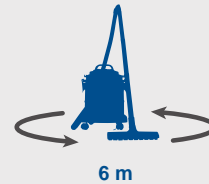
1200 W Motor

20 L steel container

Accessory
bracket**20 L WET / DRY VACUUM CLEANER**

- Rust-proof 20 L stainless steel container
- Powerful 1200 W motor with 20 kPa vacuum capacity
- Four castors for easy transport
- Large working radius of 6 m
- 2 m vacuum hose with 3-part plastic pipe, 38mm Ø
- Integrated cable and accessory bracket
- **Blow function for blowing out areas that are awkward to access**
- **Including dirt collection bag and foam filter for wet vacuuming**
- **Including crevice nozzle and large combination nozzle for carpet and smooth floors**

Working radius



Input

**INCLUDED****LOGISTICAL DATA**

Weight net / gross	4 / 6 kg
Packaging dimensions	350 x 350 x 430 mm
Article number	5907721901
Barcode	4046664095071
20 Container	516 pcs
40 Container	1072 pcs
40 HQ Container	1250 pcs

SPECIFICATIONS

Dimensions L x W x H	345 x 345 x 465 mm
Max Vacuum Pressure	20 kPa
Container volume	20 L
Cable length	4 m
Hose length	2 m
Motor	220 – 240 V~ / 50/60 Hz
Input	1200 W



USES 3 IN 1 FUNCTION

Wet vacuuming



Dry vacuuming



Blow-out



Wood shavings



Sawdust



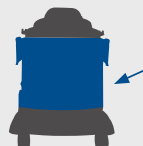
Fine dust




Liquids

PRODUCT DETAILS

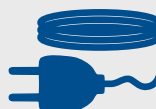
20 L container volume



Filter surface



4 m cable length



2 m hose length



Compact design



20 kPa vacuum capacity



Quick release fastener
fast and convenient emptying



Flexible hose
2 m



**Including crevice nozzle
and large combination
nozzle**
for carpet and smooth floors



**Integrated cable and
accessory bracket**
Everything can be stowed
directly on the machine



3IN1

- ✓ Wet vacuuming
- ✓ Dry vacuuming
- ✓ Blow-out function

3 m suction hose

Max. 20 kPa
vacuum
capacity

Power tool plug

1300 W motor

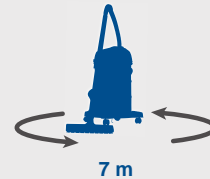
30 L steel container

Accessory bracket

30 L WET / DRY VACUUM CLEANER

- Rust-proof 30 L stainless steel container
- Powerful 1200 W motor with 20 kPa vacuum capacity
- Four castors for easy transport
- Large working radius of 5 m
- 2m suction hose with 3-part plastic tube, 32 mm Ø
- Integrated cable and accessory bracket
- Blow function for blowing out areas that are awkward to access
- Including dirt collection bag and foam filter for wet vacuuming
- Including crevice nozzle and large combination nozzle for carpet and smooth floors

Working radius



Input



1300 W

INCLUDED**SPECIFICATIONS**

Dimensions L x W x H	490 x 490 x 600 mm
Max Vacuum Pressure	20 kPa
Container volume	30 L
Cable length	4 m
Hose length	3 m
Motor	220 - 240 V~ / 50/60 Hz
Input	1300 W
Total rated input	3300 W

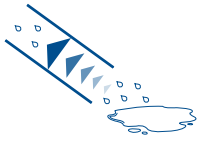
LOGISTICAL DATA

Weight net / gross	6 / 7.5 kg
Packaging dimensions	355 x 355 x 585 mm
Article number	5907720901
Barcode	4046664095088
20 Container	384 pcs
40 Container	816 pcs
40 HQ Container	852 pcs



USES 3 IN 1 FUNCTION

Wet vacuuming



Dry vacuuming



Blow-out



Wood shavings



Sawdust



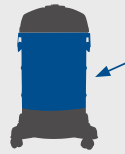
Fine dust



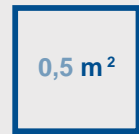
Liquids

PRODUCT DETAILS

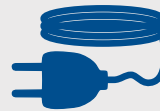
30 L container volume



Filter surface



4 m cable length



3 m hose length



Compact design



20 kPa vacuum capacity



Quick release fastener
fast and convenient emptying



Power tool plug

230 V~
Max. 2000 W



Integrated cable and accessory bracket

Everything can be stowed directly on the machine

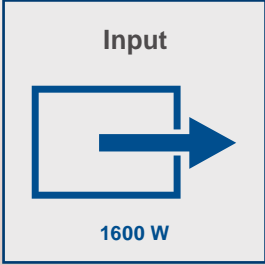
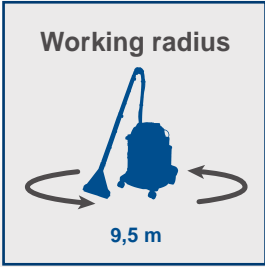


Including crevice nozzle and large combination nozzle
for carpet and smooth floors



SPRAY EXTRACTION CLEANER

- **5-in-1 function:** dry vacuum cleaning, wet vacuum cleaning, spraying, air blow function, filter cleaning
- Practical hose for spraying and suction
- Effective drying of cleaned areas
- **Detachable tank for water and detergent with a capacity of 3.5 litres**
- **20 litre waste water tank made of stainless steel**
- **High-performance 1600 W motor**
- Large working radius, thanks to 2 m plastic hose and a cable length of 7.5 m
- **Integrated cable and accessories bracket**
- Foldable handle and 4 smooth-running wheels ensure convenient transport
- **Includes Washing nozzle for upholstery cleaning and Washing nozzle with hard-surface attachment**
- **Includes 20 cm flat nozzle, Upholstery nozzle and wet/dry floor nozzle**
- **Includes 2 plastic tubes with a length of 45 cm each**
- **Includes folded filter, paper vacuum bag and foam filter**



- ✓ wet vacuum cleaning
- ✓ dry vacuum cleaning
- ✓ spraying
- ✓ filter cleaning
- ✓ air blow function



SPECIFICATIONS

Dimensions L x W x H	385 x 335 x 480 mm
Container volume	20L
Max Vacuum Pressure	20 kPa
Water/cleaning tank	3.5 L
Kabellänge	7.5 m
Power	1600 W

LOGISTICAL DATA

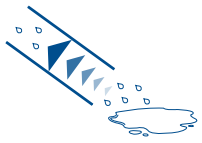
Weight net / gross	6 / 9 kg
Packaging dimensions	430 x 380 x 480 mm
Article number	5905701901
Barcode	4046664169277
20 Container	370 pcs
40 Container	750 pcs
40 HQ Container	885 pcs



USES

5 IN 1 FUNCTION


Wet vacuuming



Dry vacuuming



Spraying




Filter cleaning




Blow-out




EXAMPLES OF USE




Carpet cleaning



Dry vacuum cleaning



Upholstery cleaning



Car cleaning



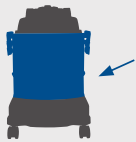
Wet vacuum cleaning



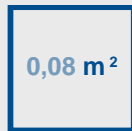
Air blow function

PRODUCT DETAILS

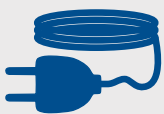
20 L container volume



Filter surface



7,5 m cable length



2 m hose length



Compact design



20 kPa vacuum capacity



Wide range of accessories

Washing nozzle with hard-surface attachment, 20 cm crevice nozzle, Washing nozzle for upholstery cleaning, Upholstery nozzle, Wet/dry floor nozzle



Easy operation

Switch between spraying and vacuuming at the push of a button



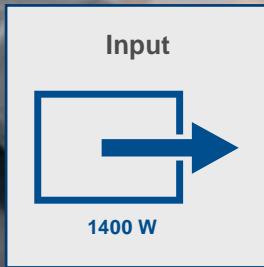
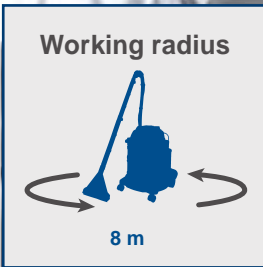
Removable detergent tank
3,5 L

50 L WET / DRY VACUUM CLEANER

- Stainless steel tank with 50 L capacity and Water drain screw
- Powerful 1400 W motor with 19 kPa suction power
- **Blow function** for hard-to-reach areas
- With **4 castors and plastic handle** for better mobility
- Integrated 2000 W switch power socket
- Integrated accessories holder for practical storage
- **3 m vacuum hose with telescopic metal tube, 38 mm Ø**
- Includes large combi nozzle with insert for carpets/smooth floors, 0.45 m drainage hose and crevice nozzle
- Included 1 foam filter for wet vacuuming, 1 Hepa filter and 1 paper bag



- ✓ Wet vacuum
- ✓ Dry vacuum
- ✓ Blower function



INCLUDED



SPECIFICATIONS

Dimensions L x W x H	580 x 480 x 740 mm
Max vacuum pressure	19 kPa
Vacuum capacity	50 L
Cord length	5 m
Hose length	3 m
Max. connected Powertool Power	2000 W
Motor	220 - 240 V~ / 50/60 Hz
Input	1400 W
Total rated input	3400 W

LOGISTICAL DATA

Weight net / gross	10.5 / 13 kg
Packaging dimensions	530 x 465 x 785 mm
Article number	5907710901
Barcode	4046664068648
20 Container	180 pcs
40 Container	440 pcs
40 HQ Container	484 pcs



USES 3 IN 1 FUNCTION


Wet vacuuming



Dry vacuuming




Blow-out



EXAMPLE OF USE



Car cleaning



Dry vacuum




Wet vacuum



Blower function

Wide range of accessories including

- large combination nozzle for carpets and hard floors
- crevice nozzle
- foam filter for wet vacuuming
- Hepa filter
- paper dirt collection bag
- 0.45 m drainage hose



Integrated cable and accessory bracket



230 V Power tool plug with automatic activation and 2000 W output



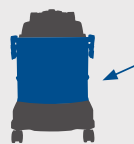
Telescopic metal tube



Drainage hose allows easy emptying of the stainless steel container

PRODUCT DETAILS

50 L steel container



Filter surface



0,2 m²

5 m cable length



3 m hose length



1400 W Input



19 kPa vacuum capacity



19
kPa

DEEP SPOT BRUSH

- **Deep spot brush** for efficient cleaning of different textiles such as upholstery, cushions, carpets, car seats etc.
- **Practical 4-in-1 function:** Spraying, brushing, deep cleaning and vacuuming
- **Compatible with industry-standard wet and dry vacuum cleaners**
- **The spray function** ensures an even application of cleaning agent
- **Effortless cleaning** – the brushes loosen coarse dirt and work the cleaning agent deep into the material.
- **Dirt and residual cleaning agent** are completely removed, thanks to the vacuum function
- Large transparent housing cover for monitoring during operation
- **Easy installation of the attachment** without the need for tools
- Large 350 ml spray container

4in1

- ✓ Spraying
- ✓ Brushing
- ✓ Deep cleaning
- ✓ Vacuuming



Compatible with industry-standard wet and dry vacuum cleaners

350 ml spray container

INCLUDED**SPECIFICATIONS**

Dimensions L x W x H	255 x 90 x 170 mm
Spray container content	350 ml
Internal diameter of vacuum nozzle	35 mm
Internal diameter of vacuum adapter	31.5 mm

LOGISTICAL DATA

Weight net / gross	0.32 / 0.37 kg
Packaging dimensions	265 x 95 x 175 mm
Article number	7907701711
Barcode	4014915237198
20 Container	5616 pcs
40 Container	11808 pcs
40 HQ Container	13776 pcs



EXAMPLES OF USE SUITABLE FOR

Carpets



Sofas



Car seats



... and many other textiles



The spray function ensures an even application of cleaning agent.



Efficient deep cleaning of different textiles such as upholstery, cushions, carpets, car seats etc.

PRODUCT DETAILS

Internal diameter of vacuum nozzle



35 mm

Internal diameter of vacuum adapter



31.5 mm

Spray container content



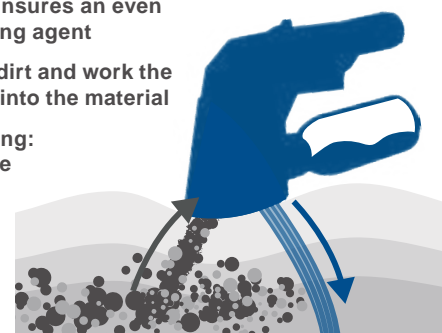
350 ml

Compatible with industry-standard wet and dry vacuum cleaners



ADVANTAGES

- The spray function ensures an even application of cleaning agent
- The brushes loosen dirt and work the cleaning agent deep into the material
- Efficient deep cleaning: even tough stains are reliably removed
- Vacuum function: dirt and residual cleaning agent are completely removed



The brushes

loosen dirt and work the cleaning agent deep into the material



The spray function

ensures an even application of cleaning agent.



Large 350 ml spray container



Easy attachment without the need for tools



NTS16 / NTS20

	Description	Article number	Barcode	
1	Hepa filter	7907709701	4046664070054	
2	Foam filter	1 pcs	7907709702	4014915222873
3	Paper bag 20L	5 pcs	7907709703	4014915222880
4	Re-usable cloth filter	1 pcs	7907709704	4014915222897
5	Plastic suction tube	3 pcs	7907709706	4014915222941
6	Telescopic metal hose		7907709711	4014915223047
7	Floor brush		7907709707	4014915223009
8	Crevice nozzle		7907709708	4014915223016
9	Hose	2 m	7907709705	4014915222934



NTS30Premium

	Description	Article number	Barcode	
1	Hepa filter	7907709719	4014915223764	
2	Foam filter	5 pcs	7907702703	4046664070078
3	Hose	3 m	7907709710	4014915223030
4	Paper bag 30 L	5 pcs	7907709714	4046664090847
5	Re-usable cloth filter	6 pcs	7907702706	4046664070108
6	Re-usable cloth filter	2 pcs	7907702707	4046664070115
7	Re-usable cloth filter	1 pcs	7907702708	4046664070122
8	Telescopic metal hose		7907709711	4014915223047
9	Plastic suction tube	3 pcs	7907709706	4014915222941
10	Crevice nozzle		7907709708	4014915223016
11	Floor brush		7907709707	4014915223009



ASP50-ES

	Description	Article number	Barcode
1	Foam filter	5 pcs	7907702703
2	Re-usable cloth filter	6 pcs	7907702706
3	Re-usable cloth filter	2 pcs	7907702707
4	Re-usable cloth filter	1 pcs	7907702708
5	Hose	3 m	7907702712
6	Floor brush		7907702714
7	Paper bag 50 L	5 pcs	7907702723
8	Hepa filter		7907702716
9	Metal telescopic tube		7907702717
10	Drain pipe		7907702718
11	Crevice nozzle		7907710701
12	Hose	2 m	7907702711




SPRAYVAC20

	Description	Article number	Barcode
1	Folded filter		7905701701
2	Paper bag 20L	5 pcs	7905701702



AVC20

	Description	Article number	Barcode
1	Hepa filter		7906401704
2	Flat nozzle		7906401705



20 L ASH VACUUM CLEANER

- 1200 W ash vacuum cleaner with twin filter system
- Integrated filter cleaning function
- Robust 20 L metal container
- 150 cm flexible fireproof hose
- With transport handle and three mountable castors
- Including a round and a flat aluminium nozzle

Input



1200 W

3IN1

- ✓ Ash vacuuming
- ✓ Vacuuming
- ✓ Blow-out function

**INCLUDED****SPECIFICATIONS**

Dimensions L x W x H	350 x 344 x 408 mm
Extraction hose diameter	36.5 mm
Hose length	1500 mm
Air power	90 m ³ /h
Negative pressure	20 kPa
Filter surface	0.13 m ²
Capacity	20 L
Engine	220 – 240 V / 50/60 Hz
Engine power	1200 W

LOGISTICAL DATA

Weight net / gross	4.2 / 5 kg
Packaging dimensions	320 x 320 x 390 mm
Article number	5906403901
EAN	4046664124245
20 container	730 pieces
40 container	1547 pieces
40 HQ container	1739 pieces



EXAMPLES OF USE SUITABLE FOR

Fireplace



Wood-burning oven




Barbecue



USES 3 IN 1 FUNCTION

Ash vacuuming



Vacuumping

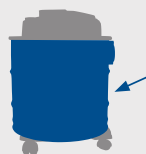


Blow-out

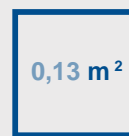


PRODUCT DETAILS

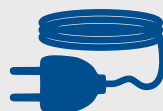
20 L container volume



Filter surface



5 m cable length



1,5 m fireproof hose



Compact design



20 kPa vacuum capacity



Practical filter cleaning including display
Easy cleaning



Quick-release fastener




Flexible fireproof hose
1,5 m





POND PRESSURE FILTER SET

- Compact pond filter with 43 W pump and 4000 L/h filter performance
- Max. Pump performance 2500 L/h
- Suitable for ponds without fish up to 8000 L, with fish up to 4000 L
- With contamination level indicator
- Self-cleaning filter with twist-cleaning function via crank handle
- Integrated 11 W UV-C lamp for disinfecting the water
- Cleaning results visible after a very short time
- Includes 10 m cable and 5 m suction and drain hose that can be cut to size



11 W UV-C lamp

Contamination level indicator



9.5 L Filter tank

Integrated Twist-Clean filter cleaning system

INCLUDED



OPTIONAL ACCESSORIES



UV-C lamp
Article number:
7905800704
Barcode:
4046664168003



Foam filter set
Article number:
7905800705
Barcode:
4046664168010



Filter ball set
Article number:
7905800703
Barcode:
4014915232452

SPECIFICATIONS

Max. delivery height	2 m
Max. filter performance	4000 L/h
Max. pump performance	2.500 L/h
UV-C lamp input power	11 W
Filter tank	9.5 L
Input	43 W

LOGISTICAL DATA

Weight net / gross	8.8 / 9.5 kg
Packaging dimensions	580 x 325 x 550 mm
Article number	5905801901
Barcode	4046664154549
20 Container	535 pcs
40 Container	1076 pcs
40 HQ Container	1300 pcs



EXAMPLES OF USE SUITABLE FOR

Garden pond



Fish pond



Self-cleaning filter
using Twist-Cleaning
function via crank handle



11 W UV-C lamp
staves off suspended
algae and germs



**Contamination
level indicator**



Filter mats
to filter the water

PRODUCT DETAILS

Maximum pond size
with fish population: 4000 l



Maximum pond size
without fish population: 8000 l



Max. filter performance 2500 l/h



43 Watt pump



Maximum immersion depth: 2 m



Max. delivery height: 2 m



Max. pump performance: 2500 l/h



9,5 l filter tank



UV-C cleaning





POND PRESSURE FILTER SET

- Pond pressure filter set with 75 W pump, 18 W UV-C lamp, 5 m hose for inlet and outlet
- Removes algae, harmful germs and bacteria
- Clean water within only 14 days
- Suitable for ponds with up to 20000 litres (without fish) and 10000 litres (with fish)
- 26 litre tank with a pump capacity of 4000 L/h
- Max. suction depth of 2 m
- Clogging indicator and integrated cleaning function via hand wheel without having to open the tank or dismantle the installation

OPTIONAL ACCESSORIES



UV lamp

Article number:
7905800701
Barcode:
4014915232438



Foam filter set

Article number:
7905800702
Barcode:
4014915232445



Filter ball set

Article number:
7905800703
Barcode:
4014915232452

Integrated Twist-Clean
filter cleaning system

Contamination
level indicator

26 L Filter tank

INCLUDED



SPECIFICATIONS

Max. delivery height	3 m
Max. filter performance	4000 L/h
Max. pump performance	4000 L/h
UV-C lamp input power	18 W
Filter tank	26 L
Input	75 W

LOGISTICAL DATA

Weight net / gross	10,4 / 12,5 kg
Packaging dimensions	390 x 390 x 680 mm
Article number	5905802917
Barcode	4046664162940
20 Container	265 pcs
40 Container	530 pcs
40 HQ Container	668 pcs

PRODUCT DETAILS

Maximum pond size
with fish population: 10000 l



Maximum pond size
without fish population: 20000 l



Max. filter performance: 4000 l/h



75 Watt pump



Maximum immersion depth: 2 m



Max. delivery height: 3 m



Max. pump performance: 4000 l/h



26 l filter tank



UV-C cleaning



Self-cleaning filter

using Twist-Cleaning
function via crank handle



Contamination level indicator



18 W UV-C lamp

staves off suspended
algae and germs



Filter balls and filter mats

to filter the water



EXAMPLES OF USE SUITABLE FOR

Garden pond



Fish pond



POOL SAND FILTER SYSTEM

- **Multi-way valve with five functions:** filtering, backwashing, rinsing, draining, closing
- Stable filter container with a diameter of 254 mm, quartz sand (\varnothing 0,45 – 0,55 mm) acts as the filter medium
- **250 watt pump** mounted on a stable base plate
- Connection size 1.5"
- **Suitable for water temperatures of 4 °C up to 43 °C**
- Delivery contents: multi-way valve, locking flange, pressure gauge, filter tank, swimming pool pump, base plate, connection set and sand filling aid

24000 L



14 L Filter tank

2.4 bar

Multi-way valve

Pressure gauge

Release valve

INCLUDED



SPECIFICATIONS

Max. delivery height	5 m
Max. pump performance	5900 L/h
Effective filter surface	0.05 m ²
Filter tank	14 L
Engine power	250 W

LOGISTICAL DATA

Weight net / gross	7.23 / 8.3 kg
Packaging dimensions	580 x 325 x 550 mm
Article number	5910001901
Barcode	4046664162155
20 Container	530 pcs
40 Container	1080 pcs
40 HQ Container	1220 pcs




EXAMPLES OF USE SUITABLE FOR

Above-ground pool



Fixed pools with
maintenance flap



Five-way valve

Filtering, emptying, closed,
backflushing, rinsing



Includes filling aid
for the filter material



Integrated pressure display

shows the current pressure in the sand filter.
Is also used to measure the degree of
contamination and perform cleaning if required.

PRODUCT DETAILS

Max. delivery height 5 m



Max. filter capacity 5900 litres per hour



250 Watt pump



14 litre filter tank
(Filter material: silica sand 10 kg or filter
balls 300 g)



Max. operating pressure of 2.4 bar



Effective filter surface 0,05 m²



POOL SAND FILTER SYSTEM

- **Multi-way valve with five functions:** filtering, backwashing, rinsing, draining, closing
- Stable filter tank with a diameter of 330 mm and 26 litres capacity
- 20 kg silica sand (Ø 0.45-0.55 mm) or 600 g filter balls act as the filter medium
- **Effective filter surface 0.08 m²**
- **550 watt pump** mounted on a stable base plate
- Connection size 1.5"
- **Pump performance 13,800 L/h at 550 watts / 220 – 240 V~**
- **Suitable for water temperatures of 4 °C up to 43 °C**
- Delivery contents: multi-way valve, locking flange, pressure gauge, filter tank, swimming pool pump, base plate, connection set and sand filling aid

40000 L



INCLUDED



SPECIFICATIONS

Max. delivery height	11 m
Max. filter capacity	13,800 L/h
Effective filter surface	0.08 m ²
Filter tank	26 L
Engine power	550 W

LOGISTICAL DATA

Weight net / gross	10.1 / 12.1 kg
Packaging dimensions	550 x 355 x 625 mm
Article number	5910002902
Barcode	4046664161943
20 Container	262 pcs
40 Container	537 pcs
40 HQ Container	615 pcs




EXAMPLES OF USE SUITABLE FOR

Above-ground pool



Fixed pools with
maintenance flap



Five-way valve

Filtering, emptying, closed,
backflushing, rinsing



Includes filling aid
for the filter material

Integrated pressure display
shows the current pressure in the sand filter.
Is also used to measure the degree of
contamination and perform cleaning
if required.



PRODUCT DETAILS

Max. delivery height 11 m



Max. filter capacity 13,800 litres per hour



550 Watt pump



26 litre filter tank
(Filter material: silica sand 20 kg or
filter balls 600 g)



Max. operating pressure of 2.4 bar



Effective filter surface 0,08 m²



Scheppach

made for your project



Scheppach GmbH

Günzburger Str. 69 | D-89335 Ichenhausen | Fon 00 49/82 23/40 02-99 | Fax 00 49/82 23/40 02-153
bestelleingang@scheppach.com | www.scheppach.com